

# Canada Community- Building Fund BC

UBCM

2021

Annual Expenditure Report

# Acknowledgements

This Annual Expenditure Report covers the disbursements and expenditures of the Canada Community-Building Fund (formerly the federal Gas Tax Fund) for the period of January 1, 2021 to December 31, 2021, and is in accordance with reporting requirements outlined in Schedule D of the 2014-2024 Administrative Agreement on the Federal Gas Tax Fund in British Columbia between Canada, the Province of British Columbia, and the Union of British Columbia Municipalities (Gas Tax Agreement, or GTA). This report provides an overview of the projects reported by Ultimate Recipients in 2021, and includes the results of the annual UBCM Gas Tax Audit (Appendix B), The Financial Report Table (Appendix A) and a detailed list of all projects reported in 2021 (Appendix C).

Cover photo credit: District of Tofino – Multi-Use Path Extension



City of Fort St. John  
Wastewater Resource Recovery Centre



City of Prince George  
Sand Volleyball Courts

Published by the Union of British Columbia Municipalities, December 2022

# Contents

Acknowledgements .....	2
Letter of Transmittal .....	4
Canada Community-Building Fund in British Columbia. ....	5
Program Streams .....	6
Community Works Fund .....	7
Strategic Priorities Fund .....	8
Greater Vancouver Regional Fund .....	9
Summary of Reporting Period .....	10
Investment Category Overview	
Local Roads, Bridges, & Active Transportation .....	11
Recreation and Sports Infrastructure .....	14
Drinking Water .....	17
Wastewater and Stormwater .....	19
Solid Waste .....	21
Community Energy Systems .....	24
Cultural and Tourism Infrastructure .....	26
Broadband Connectivity, Local Airports, Disaster Mitigation, and Brownfield Redevelopment .....	29
Public Transit .....	31
Capacity Building	34
Asset Management .....	35
Recipient Led Communications in 2021 .....	37
Communications and Signage .....	39
Unspent Funds .....	40
Appendix A: Financial Report Table .....	42
Appendix B: Results of the Annual Canada Community-Building Fund Audit .....	43
Appendix C: List of all Projects Reported in 2021 .....	50

# Letter of Transmittal



The Union of B.C. Municipalities is pleased to convey the 2021 Annual Expenditure Report for the Canada Community-Building fund in British Columbia.

As the program administrator since its inception in 2005, it has been our pleasure to deliver this federal revenue transfer program in service to Canada, British Columbia and local governments in B.C. These funds have become an integral element within local government capital budgets, and have supported the construction of thousands of infrastructure and planning projects across the province. As a result, B.C.'s residents have seen the accelerated delivery of improvement to the core services on which they rely: roads, recreation centres; water, stormwater and waste water; active transportation public transit; and more.

The Canada Community-Building Fund exemplifies the orders of government working together to improve the quality of life for British Columbians. We are very thankful for the ongoing support of both the Government of Canada and the Province of British Columbia to make this program a reality.

A handwritten signature in black ink that reads "JCFord". The signature is written in a cursive, flowing style.

Councillor Jen Ford  
UBCM President

# Canada Community-Building Fund in British Columbia

---

The Canada Community-Building Fund (CCBF) provides dedicated and predictable federal funding for local government infrastructure and planning projects across B.C. Since 2014, the CCBF has transferred over \$3 billion to local governments in British Columbia which they in turn have allocated to thousands of projects.

The 2021 reporting year saw continued CCBF investments during an unprecedented and uncertain time. Even with a noted slowdown in total expenditures reported, recipients committed funding from the program to nearly 900 capital and capacity building projects, such as roads; recreation infrastructure; community energy; solid waste management; as well as drinking water and wastewater infrastructure.

The Government of Canada made significant enhancements to the CCBF in 2021 with a one-time doubling of the fund and expanding eligible categories to include Fire Hall Infrastructure. The reporting year also saw the implementation of “Canada Community- Building Fund” as the official name of the program to better reflect the program’s objectives.

As the program enters the eighth of a ten-year funding commitment, the benefits of these federal transfers are apparent across the province. From renewed public transit fleets in Metro Vancouver, to better roads in Pouce Coupe, CCBF supported projects are helping to build strong communities, a clean environment and supporting economic growth.

The CCBF program is administered by the Union of B.C. Municipalities (UBCM) through a tripartite agreement between the Government of Canada, the Province of B.C., and the UBCM. The Agreement sets out the terms and conditions of the program, including the allocation formula, program delivery, and eligible investment categories.

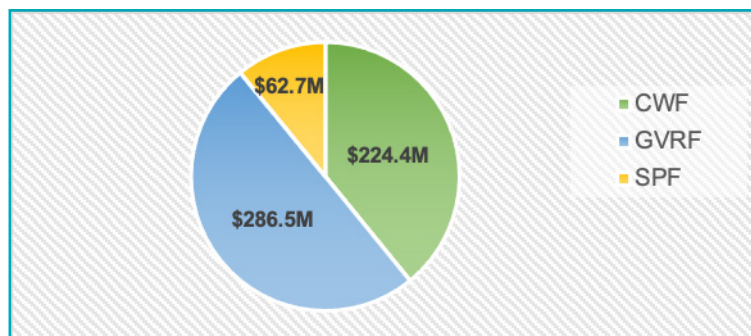
This 2021 Annual Expenditure Report provides an overview of local government CCBF investments between January 1 and December 31, 2021.

# Program Streams

Canada Community-Building funding is delivered in B.C. through three distinct program streams: the Strategic Priorities Fund (SPF); the Greater Vancouver Regional Fund (GVRF); and the Community Works Fund (CWF).

Program Stream	2021 Spending	2021 Project Count
Community Works Fund	\$ 114,341,168.23	867
Strategic Priorities Fund	\$ 41,982,135.72	52
Greater Vancouver Regional Fund	\$ 21,482,818.22	17

Summary of 2021 program streams



2021 CCBF in B.C. – Allocations by program stream

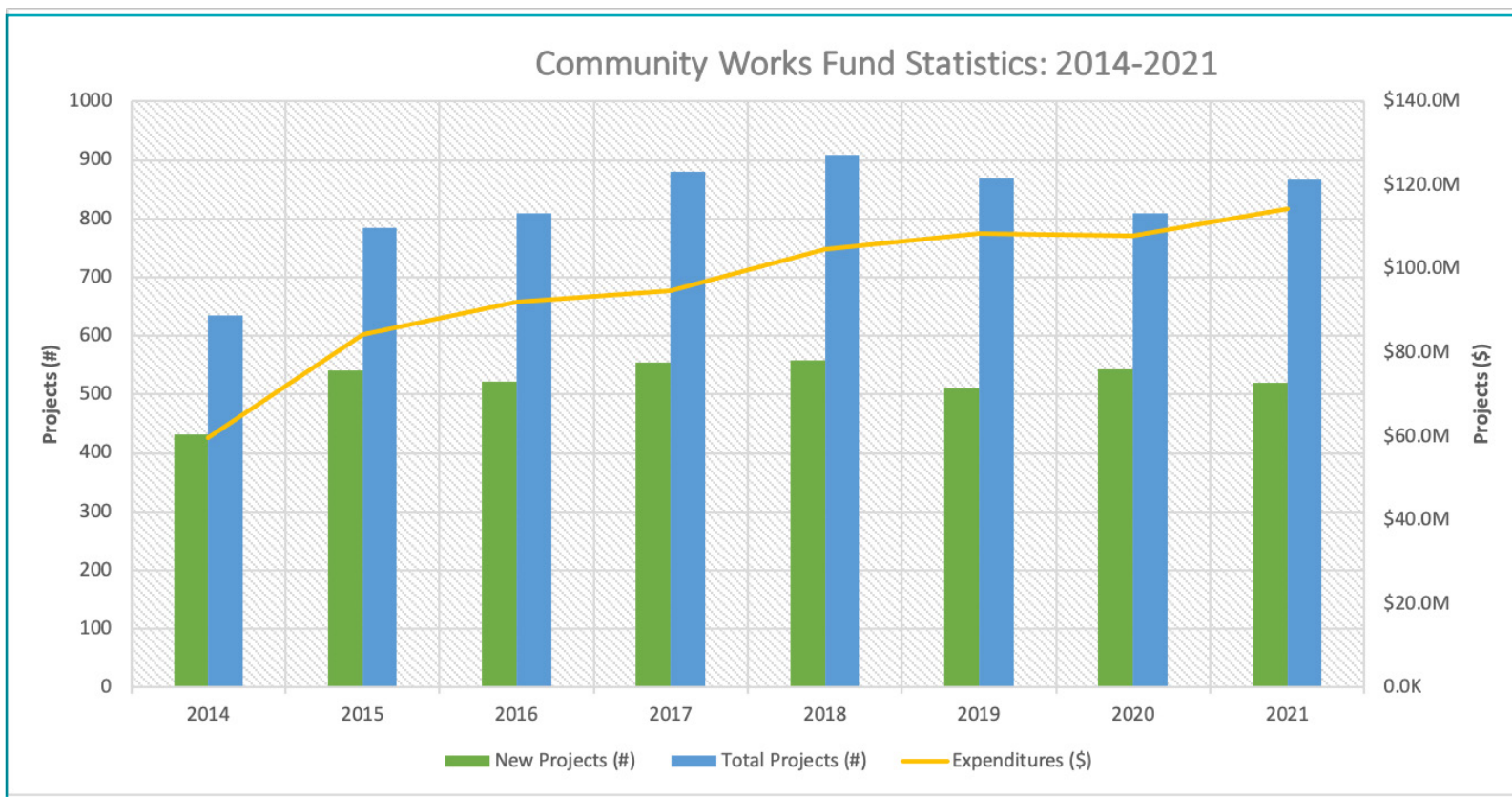


Masset Municipal Airport

# Community Works Fund

The Community Works Fund (CWF) provides upfront funding to each local government in B.C. based on a per-capita allocation with a funding floor. The CWF program design recognizes that local governments know best the capital spending priorities for their community or region. This stream allows communities to commit the funding received to projects that align with eligibility categories established within the program. Local governments in B.C. report annually to UBCM on project expenditures and outputs.

Since the CCBF program began in 2005, over 5,000 individual CWF projects have been reported. In 2021 over 850 CWF projects were reported spending over \$114 million of funds, the highest level of annual spending reported to date for the CWF program. The total cost of these projects was over \$800 million.






CWF Fund Statistics 2014-2021

# Strategic Priorities Fund

The Strategic Priorities Fund (SPF) is an application-based grant available to local governments outside of the Metro Vancouver region that supports projects that are large in scale, regional in impact or innovative. SPF intakes in 2015 and 2017 resulted in the approval of 175 projects totaling over \$295 million in CCB funding.

UBCM, the Province and Canada will approve a third intake of SPF projects in the 2022 reporting year.

In 2021, 52 SPF projects utilized approximately \$42 million in funding from the CCBF, including 30 of these projects were completed during the program year.



# Greater Vancouver Regional Fund

In the Metro Vancouver region, 51% of annual CCBF funding is pooled and delivered through the Greater Vancouver Regional Fund (GVRF) program.

GVRF provides dedicated funding for public transportation investments in the Metro Vancouver area. The Metro Board annually approves projects submitted by TransLink for CCBF investments. In 2021, the Metro Board approved \$154 million for future transportation projects including Port Coquitlam Transit Centre facility improvements, and bus fleet replacements for conventional, handyDART, community shuttles and service support vehicles.

Between January 1 and December 31, TransLink reported \$21.4 million in spending on conventional hybrid and electric buses, double decker buses, handyDART, community shuttles, and Sky Train cars.



Greater Vancouver Regional Fund - Community shuttle

# Summary of Reporting Period

In 2021, CCBF annual transfer included a one-time funding top-up which nearly doubled its value. Local governments responded to this additional funding by increasing CWF spending to \$114 million, the highest level of annual spending reported to date.

The category of Local Roads, Bridges and Active Transportation continues to see the largest annual investment by count and, in 2021, also represented the highest total spent by category. This is due to a decrease in spending by TransLink in this reporting year; spending is expected to increase in future years.

Recreation and sports related infrastructure continue to see high levels of investments and total projects reported.

Fire halls were added as an eligible category in April 2021. Only four (4) projects were reported totaling \$375k of spending. This number is expected to increase for the 2022 reporting period.

Investment Category	Spending	Project Count
Local Roads, Bridges, Active Transportation	\$ 63,773,278	251
Recreational and Sport Infrastructure	\$ 31,285,777	237
Public Transit	\$ 21,763,139	25
Wastewater	\$ 16,526,732	87
Drinking Water	\$ 15,604,332	74
Solid Waste	\$ 8,932,224	21
Other* – BC, RLA, DM, BR, & FH	\$ 6,519,938	30
Capacity Building	\$ 4,939,516	110
Tourism and Cultural Infrastructure	\$ 4,421,593	39
Community Energy Systems	\$ 4,040,593	62

Summary of 2021 Reporting Period

\* Broadband Connectivity, Regional & Local Airports, Brownfield Remediation

# Investment Category Overview

## Local Roads, Bridges and Active Transportation



Local roads, bridges and active transportation is the highest reported investment category for both spending and project count in British Columbia. 2021 saw increases in this project category for both the total investment and number of new projects reported.

Completed roads, bridges and active transportation projects reported in 2021 represent over \$85 million in total project costs, including \$54.7 million in CCBF spending and produced the following outcomes:

Outcome	Output	Projects	CCBF Investment	Total Project Cost
New and upgraded roads (kilometers)	142	68	\$ 24,534,399	\$ 54,863,191
New and upgraded sidewalks (kilometers)	11	17	\$ 6,027,699	\$ 16,777,715
Culverts (#)	3	2	\$ 316,029	\$ 317,209
Bridges (#)	7	6	\$ 3,557,966	\$ 3,557,966
Multi-use Pathway (kilometers)	77	9	\$ 6,173,660	\$ 7,075,967
New or replaced streetlights (#)	599	6	\$ 875,304	\$ 1,128,268

Summary of 2021 roads, bridges and active transportation projects

# Project Profile

## District of North Cowichan – Chemainus Road Upgrade

North Cowichan upgraded a portion of an arterial road to improve accessibility and safety. The project was identified as a priority in the North Cowichan Town Centre Revitalization Plan. This comprehensive road upgrade included the installation of a new water main, Telus line relocation, and fence construction. Widening of the road to include the addition of sidewalk and bike lane infrastructure on both sides was facilitated through agreements with two forest companies to provide additional land. The above-ground work also features a new roundabout at Chemainus and River Roads.



# Project Profile

## District of Tofino – Multi-Use Path Extension

Tofino's completed Multi-Use Path Extension to Pacific Rim National Park's ʔapsciik tašii (pronounced ups-cheek ta-shee) trail provides a safe, accessible and continuously paved route from Tofino to Pacific Rim National Park Reserve. The path provides a 2.8 kilometer extension to Tofino's popular existing 6 kilometer Multi-Use Path, linking the Tofino Visitor Centre to the northern boundary of Pacific Rim National Park Reserve where it connects to the soon to be completed ʔapsciik tašii destination trail, extending an additional 25 kilometers to the southern boundary of the Long Beach Unit of the Park Reserve.

The new trail provides increased access for residents and visitors to active mobility opportunities and contributes to municipal, provincial and federal low-carbon goals.



District of Tofino – Multi-Use Path Extension



# Investment Category Overview

## Recreation and Sports Infrastructure

In 2021, 72 local governments reported 237 recreation and sport infrastructure projects that made use of \$31.3 million in CCBF funds. These projects had a total project cost of almost \$176 million and benefit a population of approximately 3 million British Columbia residents.

Recreation and sport infrastructure projects have been eligible under the CCBF since 2014 and have seen a significant year-over-year increase in both project count and investment since that time. The majority of sports and recreation investments provide for improvements to community centres, local parks, and creation of recreational paths and trails.

In 2021, 137 recreation and sport projects were reported as complete with the following outputs:

Outcome	Output	Projects	CCBF Investment	Total Project Cost
New or Upgraded Facilities (#)	90	90	\$ 12,432,420	\$ 30,771,821
Fitness Trail or Bike Path (kilometers)	36	5	\$ 480,038	\$ 1,870,086
New of upgraded public parks (#)	26	24	\$ 1,544,934	\$ 3,274,911

Summary of 2021 recreation and sport projects



# Project Profile

## City of Chilliwack – Bike Pump Track

Chilliwack has built a new outdoor recreational amenity for bicycle, scooter, and skateboard riders. The Bike Pump track facility consists of a 500-meter circuit, asphalt surfaced pump track built to provide recreational and professional users with an advanced circuit riding experience. The track is the longest of its kind in North America and is one of only two in the world which has a figure 8 cross-over / pass-under feature.



City of Chilliwack – Bike Pump Track

# Project Profile

## City of Prince George – Sand Volleyball Courts

Prince George has constructed and equipped three regulation-sized sand volleyball courts for use by organized user groups and the general public. The courts were built to provincial and regional tournament standards to accommodate both recreational and competitive play, and were used in the 2022 B.C. Summer Games. Sport hosting is a key economic driver for the community and the addition of these courts will allow the City to bid on a broader range of hosting opportunities.



City of Prince George – Sand volleyball courts

# Investment Category Overview

## Drinking Water



In 2021, 43 local governments reported on 74 projects drinking water projects, which expended \$15.6 million of CCB funding.

28 projects were reported as complete, with a total project cost \$24.5 million. Completed drinking water projects in 2021 reported the following outcomes:

Outcome	Output	Projects	CCBF Investment	Total Project Cost
Water Lines (meters)	3,355	5	\$1,347,718	\$14,721,316
Water Meters (#)	200	1	\$100,000	\$367,500
Increased access to drinking water	N/A	10	\$3,943,355	\$21,329,836
Improved drinking water treatment systems (liters/day)	N/A	14	\$1,803,118	\$9,100,914

Summary of 2021 drinking water projects

in 2021, drinking water projects benefited populations in excess of 400,000 and supported over 2,100 kilometers of drinking water transmission main.



# Project Profile

## District of 100 Mile House – Water Supply Upgrade

100 Mile House has developing a reliable and environmentally sustainable potable water system that will support economic growth in the community. The project complies with the B.C. Ministry of Health regulations and includes new wells, a treatment plant, a reservoir, and a bulk water system. The project ensures that the District is able to provide adequate fire flows to the community's industrial sector. The bulk water dispenser system also provides safe potable water for household use to the surrounding residents in the Cariboo Regional District.



District of 100 Mile House – Water supply upgrade

# Investment Category Overview

## Wastewater and Stormwater



In 2021, 46 local governments reported 85 community wastewater and stormwater infrastructure projects expending \$16.5 million of CCB funding. These projects represent a total project cost of over \$191 million.

In 2021, 42 wastewater projects were completed and reported the following results:

Outcome	Output	Projects	CCBF Investment	Total Project Cost
New or Replaced Wastewater Pipe (meters)	1	17	\$ 2,166,544	\$ 3,971,809
Wastewater Management Facility (#)	18	19	\$ 4,064,395	\$ 99,544,543
Increased Access to Wastewater Treatment (project #)	N/A	5	\$ 408,009	\$ 911,034
Increase in Volume of Wastewater Treated (project #)	N/A	19	\$ 3,838,822	\$100,391,173

Summary of 2021 wastewater and stormwater projects

Wastewater projects in British Columbia support over 4,200 kilometers of storm sewer networks and 3,500 kilometers of sanitary sewer networks, serving more than 732,000 people.



City of Fort St. John – Wastewater resource recovery centre

# Project Profile

## City of Fort St. John – Wastewater Resource Recovery Centre

Fort St. John has constructed a Water Recovery Facility, which also included the construction of a new screening facility and distribution kiosk. The Facility takes effluent that has already been processed by the City's treatment process and further treats it through a series of filters and screens before it is chlorinated and made available for industrial and agricultural uses.

The Facility is capable of producing over 4,500 cubic metres per day (roughly enough water to fill two Olympic-sized swimming pools). Uses for reclaimed water include hydraulic fracturing and well development; pipeline hydro testing; equipment washing; dust suppression; and firefighting.



City of Fort St. John – Wastewater resource recovery centre





# Investment Category Overview

## Solid Waste

In 2021, 11 local governments reported 15 solid waste management infrastructure projects expending \$5.5 million of CCB funding. These projects represent a total project cost of \$11.4 million and benefit a population of 179,000.

	Complete Projects	Total CCBF Investment	Total Project Cost
Solid Waste Collection Infrastructure	9	\$ 3,433,831	\$ 4,128,462



Village of Ashcroft – Solid waste disposal vehicle

# Project Profile

## District of Squamish – Landfill Gas and Flaring

The District of Squamish has installed a system to reduce the volume of methane released from its landfill. Prior to the project, the landfill generated 677 tonnes of methane per year. A network of drilled vertical wells captures the gas in the closed portion of the landfill. Horizontal gas collectors (trenches) have been implemented to efficiently capture the gas in the opened active part of the landfill while landfill filling operations are still ongoing. A flare stack and blower were also installed and the system has been commissioned.



District of Squamish – Landfill gas collection and flaring

# Project Profile

## Regional District of qathet – Resource Recovery Centre

qathet region residents have access to a new one-stop recycling centre to support efforts to divert solid waste from the landfill and contributing to a goal of zero waste. Diversion is critical for the Regional District since disposal by landfill requires transporting the material 770 kilometres to a landfill in the United States. The Regional District was honoured to receive a UBCM Community Excellence Award in asset management for incorporating the use of natural asset solutions into the project.



Regional District of qathet – Resource recovery centre



# Investment Category Overview

## Community Energy Systems



In 2021, 26 local governments undertook 63 Community Energy Systems projects, spending \$4 million on projects worth \$23.1 million.

Complete Community Energy projects increased clean energy production in five (5) public buildings and thirty-eight (38) projects decreased energy consumption by retrofitting buildings and installing electric vehicle charging stations. Complete Energy Systems projects invested roughly \$1.5 million of CCB funding on projects valued at \$2.8 million.

Outcome	Projects	CCBF Investment	Total Project Cost
Increased clean energy production	5	\$ 1,342,841	\$ 2,662,440
Decrease in energy consumption	38	\$ 138,743	\$ 147,988

Summary of 2021 community energy system projects

UBCM notes that the level of investment in the Community Energy Systems category has steadily decreased along with the expansion of eligible categories. Many upgrade projects fall under new categories such as recreation, sport, culture and fire halls, where previously these projects would be reported under the Energy Systems category. Consequently, some projects reported in recreation and roads, have some outcomes related the Energy Systems category.


# Project Profile

## District of Saanich

### Commonwealth Place – Mechanical System Replacement

The District of Saanich is using Canada Community-Building Funds to replace the mechanical system at the Commonwealth Place. The mechanical system replacement will upgrade existing natural gas boilers to new biomass boilers which enables the facility to use renewable fuel instead of fossil fuels. The Commonwealth Place aquatic centre is Saanich's largest recreation facility and currently the largest source of GHG emissions for all of the District's facilities. The goal of the project is to reduce the greenhouse gas emissions by 90 per cent.

In 2018, the District of Saanich received a grant from the Strategic Priorities Fund program to cover 100 per cent of the estimated project cost of \$4 million.



District of Saanich – Saanich Commonwealth Place Pool



# Investment Category Overview

## Cultural and Tourism Infrastructure

In 2021, 26 local governments reported 39 cultural and tourism infrastructure projects expending \$4.4 million of CCB funding. These projects represent a total project cost of over \$25 million and impact a population of roughly 1.6 million British Columbians.

19 projects were reported as complete in 2021.

	Complete Projects	Total CCBF Investment	Total Project Cost
Community and Culture	9	\$ 1,001,444	\$ 1,859,360
Tourism	10	\$ 755,932	\$ 2,526,129

Summary of 2021 cultural and tourism infrastructure projects



District of Lake Country – Boys and Girls Club Okanagan staff

# Project Profile

## District of Lake Country Multi-generational Community Centre

This innovative purpose-built, community centre provides residents with a centrally-located facility that can accommodate intergenerational needs and interests. The project consists of a new two-storey building as well as renovations to the Winfield Arena and Seniors Centre. The improvements include daycare spaces with outdoor play areas, youth activity spaces, washrooms, offices, reception, a tech lab, a maker lab, an art studio and a kitchen. Renovations to the existing Seniors Centre and Winfield Arena addressed accessibility issues and improved the gathering space for clients.



District of Lake Country – Multigenerational Community Centre

# Project Profile

## City of Powell River – Library Roof Upgrade

Powell River used Canada Community Building Funds for the time-sensitive replacement of the roof on their library. Reallocated funds from other projects combined with federal funding to address this urgent need and undertake a full replacement. The project included a two-ply membrane and some seismic upgrades, plywood sheeting and installation of steel plates.



City of Powell River – Powell River Public Library

# Investment Category Overview

Broadband Connectivity, Disaster Mitigation,  
Local & Regional Airports, Brownfield Redevelopment,  
and Fire Halls & Fire Stations



The remaining 4% of infrastructure projects reported in 2021 are comprised of a variety of disaster mitigation, regional airport, broadband connectivity, brownfield remediation projects and, for the first time, fire halls and fire station infrastructure projects. Similar to other categories added under the Renewed Agreement like Recreation and tourism, investment in these categories is concentrated in rural areas of the province, where a small amount of CCBF investment can make a big impact in a community.

	Funds Spent	Total Project Cost	Projects
Broadband Connectivity	\$ 796,472	\$ 4,293,044	8
Brownfield Redevelopment	\$ 2,148,091	\$ 8,824,000	1
Disaster Mitigation	\$ 1,702,827	\$ 6,954,919	7
Fire Halls and Fire Stations	\$ 499,990	\$ 9,867,165	6
Regional and Local Airports	\$ 1,372,557	\$ 7,914,931	8

Summary of 2021 Broadband connectivity, disaster mitigation, local and regional airports, brownfield redevelopment, and fire halls and fire station projects

Complete projects have expended nearly \$1.3 million to date on projects valued at over \$4 million of total cost. These projects improved:

- 4 regional airports
- Broadband access in 6 communities
- 2 fire halls
- Disaster resiliency of 2 public assets

# Project Profile

## Town of Golden – Kicking Horse Dam

Golden has built an innovative concrete floodwall designed to withstand both dike breaches and ice jamming. This critical climate change adaptation initiative will protect the community's core downtown infrastructure for years to come. In addition to protecting Golden from the risks of river flooding, the project has transformed the riverfront space, making it a place where residents, visitors and businesses will be able to enjoy a multi-use lane, gathering spaces, and dining and retail opportunities.



Town of Golden – Kicking Horse Dam



# Investment Category Overview

## Public Transit

In 2021, seven (7) local governments and two (2) regional transit service providers undertook nineteen (19) public transit infrastructure projects. The level of investment by TransLink was \$21.5 million while the CWF and SPF program streams contributed an additional \$180k of spending toward projects valued at over \$588 million.

Complete public transit infrastructure projects produced the following outcomes:

Outcome	Projects	CCBF Investment	Total Project Cost
Improved public transit reliability	1	\$ 4,677,360	\$ 4,677,360
Increase in number of public transit vehicles	5	\$ 191,770,904	\$ 200,364,200
Upgrade or construction of public transit infrastructure assets	3	\$ 144,433	\$ 156,653

Summary of 2021 public transit projects

Public transit infrastructure received a lower-than-average level of investment in 2021. This decrease is likely due to a combination resulting from the impacts of the pandemic on ridership and procurement. Despite setbacks, CCBF investment in public transit infrastructure is expected to increase in the following years.



# Project Profile

## Greater Vancouver Regional Fund

Project Description	Scope	Status
2021 Conventional 60-ft and 40-ft Bus Purchase – Expansion	Sixteen (16) diesel-electric hybrid 60' articulated buses and nine (9) zero emission battery-electric 40-foot buses.	These expansion buses were deferred to be received in 2023 to account for reduction in ridership coming out of Covid-19. Three (3) of the nine (9) battery-electric buses were received by TransLink in November 2022.
2021 HandyDART Vehicle Purchase – Replacement	Replace forty-two (42) HandyDART vehicles.	Thirty-five (35) out of the forty-two (42) buses have been delivered as of November 2022.
2021 HandyDART Vehicle Purchase – Expansion	Ten HandyDART midibuses. These expansion buses will add approximately 38,000 trips from HandyDart services when implemented.	These expansion buses have been deferred to be received in 2023 to account for reduction in ridership in 2021/2022 from COVID-19.
2021 Community Shuttle Vehicle Purchase – Replacement	Replace sixty-two (62) conventional gasoline powered community shuttles.	All 62 buses have been received as of November 2022.
2021 Community Shuttle Vehicle Purchase – Expansion	Three conventional community shuttles. These expansion community shuttles will allow TransLink to add approximately 22,000 hours of new community shuttle service.	These expansion buses have been deferred to be received in 2024 to account for reduction in ridership in 2021/2022 from Covid-19.
Mark 1 500-800 Refurbishment	Refurbish thirteen (13) SkyTrain Mark I 500-800 series cars.	Approximately 70% of the refurbishment works is complete to date.



Greater Vancouver Regional Fund - First 2021 XDE60 Artic 21001 Bus



# Investment Category Overview

Capacity Building, Asset Management,  
Long-Term Infrastructure Planning and  
Integrated Community Sustainability Planning

61 local governments expended \$5 million of CCB funds undertaking 115 projects that improved their communities planning and strategic decision-making practices.

Complete capacity building projects had the following outcomes.

	Total CCBF Investment	Total Project Cost	Project Count
Asset Management Plans	\$ 745,364	\$ 3,226,761	23
Integrated Community Sustainability Plans	\$ 415,980	\$ 529,594	7
Long-Term Infrastructure Plans	\$ 432,105	\$ 1,468,119	18

Summary of 2021 asset management, long-term infrastructure planning and integrated community sustainability planning



Town of Smithers

# Project Profile

## Asset Management Implementation Project

### Alberni-Clayoquot Regional District

---

The Alberni-Clayoquot Regional District (ACRD) used \$207,000 in CCB funding to complete a comprehensive Asset Management Implementation project. The project led to the development of a comprehensive asset management policy that includes a long term financial plan and asset management plans for each of their core services including water systems, solid waste, airport, fire department, parks and Salmon Beach. The Board has committed to the continuance of asset management to ensure that economic growth and the impact on assets and levels of service are calculated and accommodated and that sustainable services are provided to their communities. This commitment has led to the Board approving a permanent asset management and grant coordinator position.



# Asset Management

During the term of the Agreement, local governments in B.C. are required to work to strengthen their asset management practices and capacity, guided by B.C.'s framework for sustainable service delivery (hyperlink framework to the resource here: [Asset Management for Sustainable Service Delivery: A BC Framework](#)). As part of this requirement under the Agreement, local governments are required to commit to asset management practices, and report on those activities, to remain eligible to receive Community Works Funds.

## Phase 1

In 2016 the 'Asset Management Baseline Survey' was launched. All local governments in B.C. responded to this survey and in 2017 the 'Status of Asset Management in British Columbia – Results from the 2016 Asset Management Baseline Survey' shared back cumulative results from that survey.

## Phase 2

In 2017, the 'Asset Management Commitment Questionnaire' was included as part of the Annual Expenditure Report. The purpose of this questionnaire was for local governments to identify commitments and/or describe planned improvements that would move them forward with strengthening asset management practices and capacity by 2023.

## Phase 3

The final phase, as required to meet the 2014-2024 Agreement, will involve the completion of a final baseline survey in 2022. This survey will have the respondent reflect on their baseline data and report out the current status of asset management within their organization. To demonstrate improvements in asset management, UBCM will use the phase 3 data to complete a comparative analysis of the 2016/2022 survey responses. This report will be included in the Outcomes Report that is delivered to Canada in March 2023.

# Asset Management (continued)

---

To support local governments in their efforts to improve asset management practices and capacity, UBCM has continued to work with, and support, the activities of Asset Management B.C. (AMBC). AMBC has been providing B.C. local governments with tools, training and other resources, including an annual conference held in Richmond, B.C.

In addition, UBCM is supporting asset management planning funding through strategic partnerships with the B.C. Ministry of Municipal Affairs and the Federation of Canadian Municipalities. Additional information on current funding opportunities can be found at:

- UBCM's Asset Management Planning Program
- B.C. Ministry of Municipal Affairs' Infrastructure Planning Grant Program
- Federation of Canadian Municipalities Municipal Asset Management Program
- Canada Community-Building Fund – Community Works Program

Through the work of Asset Management B.C. and the financial support of the various funding programs, B.C. local governments have been very active in strengthening their respective asset management practices and capacity. While the 2023 Outcome Report will be used to confirm progress, it is clear that B.C. local governments are showing leadership in asset management within their own communities, as well within the province and nationally.

# Recipient Led Communications in 2021

---

B.C.'s local governments have been proactive in communicating the benefits of the Canada Community-Building Fund throughout the reporting period.

Local governments use a variety of means to share information on CCBF investments, including media events, news releases, community events, social media, videos and project signage. Local events and news releases remain a priority feature of recipient communications, usually with additional support through local Facebook and Twitter accounts.

CCBF communication in B.C. continues to rely on the coordinated involvement of Canada, B.C. and UBCM through locally-led communications. Infrastructure Canada has maintained its proactive social media approach to local events and news releases and is supported in this through resources provided by recipients in advance of formal communications.

UBCM continues to enhance recipient communications through its dedicated Facebook and LinkedIn accounts.

UBCM continues to be directly involved with recipients as they plan and deliver CCBF communications. In 2021, UBCM also continued its practice of writing to recipients to strengthen local communications practices in relation to signage and news releases.

# Recipient Led Communications in 2021

Recipient	Project	Communication Approach
Merrit	Multiple projects	Rollup news release
Mission	Multiple projects	Rollup news release
Nanaimo	Asset Management software	News release
Nanaimo	Front St. Renewal	News release
Coquitlam	Hickey Park upgrades	News release
Coquitlam	Town Centre parkade upgrades	News release
Capital RD	Multiple projects	Rollup news release
Fraser Valley RD	Multiple projects	Rollup news release
qathet RD	Lund sewer outfall	News release
Bulkley Nechako RD	Fairground upgrades	News release
Sidney	Multiple projects	Rollup news release
Tofino	Multiuse pathway	News release
Golden	River Walk pathway	News release
Victoria	Vancouver St. cycling corridor	News release
TransLink	Battery-electric fleet expansion	Event – begin service
Nanaimo RD	Sewage treatment system upgrade	Event – completion
Lake Country	Multi-generational activity centre	Event – opening

Summary of 2021 recipient led communications

# Communications and Signage

CCBF recipients in British Columbia continued to show strong numbers when reporting the number of signs installed and social media posts each year.

	Total Number	Local Governments Reporting
Official CCBF Signage Installed	103	52
Official CCBF Social Media Release	75	31

Summary of 2021 communicaitons and signage



District of Lake Country – Multi-generational Activity Centre

# Unspent Funds

One of the key features of the CCBF is the ability of recipients to utilize the funds in accordance with their localized priorities. This flexibility was critical over the last two years with uncertainty of the impact of the pandemic on service delivery. The doubling of the CCBF in 2021 also provided additional support for recipients to further plan for long-term infrastructure when climate events impacted local assets. Further, with the economy challenged by supply chain issues, decrease in labour availability and other economic factors appeared to have resulted in a slow-down in investment – most notably in public transit.

In 2021, UBCM surveyed recipients that continued to hold onto CCBF on their projected timelines for spending. The results, found later on this page, show that 94% of Community Works Funds currently held by local governments are projected to be spent or committed to long term infrastructure by March 31, 2024. Further, 100% of funds held under the Greater Vancouver Regional Fund program are committed to projects to be completed over the next five years.

- 1. As of December 31, 2021, are the unspent funds in your CCBF account targeted for a proposed project or identified for spending in an existing long-term capital plan by March 31, 2024?

Unspent funds in CCBF account as of December 31, 2021 - \$540,191,805

Answer	Local Governments Reporting	Dollar Amount
Yes	155	\$ 472,731,720
No	29	\$ 67,460,085

## Unspent Funds (continued)

2. As of December 31, 2021, are projected future Community Works Fund payments (2022 and 2023) targeted for a proposed project or identified for spending in an existing long-term capital plan by March 31, 2024?

Answer	Local Governments Reporting	Dollar Amount
Yes	152	\$ 154,080,027
No	32	\$ 77,717,595

3. Confirm that as of March 31, 2024 all unspent Community Work Funds will be expended or committed to future/ongoing projects?

Unspent or Uncommitted Community Work Funds as of March 31, 2024 – \$771,989,428

Answer	Local Governments Reporting	Dollar Amount
Yes	170	\$ 726,170,799
No	14	\$ 45,818,629

Appendix A  
Financial Report Table

UBCM		
	January 1, 2021 to December 31, 2021*	Cumulative Date of Signing
Opening Balance of Unspent Funding	513,639,000.00	
Received from Canada	573,579,000.00	2,733,496,000.00
Interest Earned	1,093,000.00	30,384,000.00
Administrative Cost	1,087,000.00	7,598,000.00
Transferred to Ultimate Recipients	420,288,000.00	2,414,748,000.00
Closing Balance of Unspent Funds	666,936,000.00	

\*rounded

ULTIMATE RECIPIENTS IN AGGREGATE		
	January 1, 2021 to December 31, 2021	Cumulative Date of Signing
Opening Balance of Unspent Funding**	791,051,458.00	
Received from UBCM	420,288,042.00	2,414,747,472.00
Interest Earned	9,471,725.00	85,520,431.00
Spent on Eligible Projects***	171,903,913.00	1,967,908,475.00
Closing Balance of Unspent Funding	1,048,907,312.00	

**Footnotes:**

**\*\*2020 Closing Balance/2021 Opening Balance**

Closing Balance of Unspent Funds as reported in the 2020 AER reconciled to Opening Balance of Unspent Funds in the 2021 AER with adjustments listed below.

2020 Closing Balance	2021 Opening Balance	Difference
791,017,169	791,051,457	-34,288

**\*\*\*Adjustments to Prior Year Projects and Prior Year Interest**

Spending in current year includes adjustments to prior year projects and interest in the amount of (5,902,209.1

2021 Spending	Total Prior Year Adjustments	2021 AER Statement
177,806,122.17	(\$5,902,209.13)	\$171,903,913.04

Administrative Agreement on the Federal Gas Tax Fund in British Columbia  
Annual Expenditure Report – Canada Community-Building Fund Receipts and Disbursements of

## **UNION OF BRITISH COLUMBIA MUNICIPALITIES**

And Independent Auditors' Report thereon

For the year ended December 31, 2021



KPMG LLP  
PO Box 10426 777 Dunsmuir Street  
Vancouver BC V7Y 1K3  
Canada  
Telephone (604) 691-3000  
Fax (604) 691-3031

## INDEPENDENT AUDITORS' REPORT

To the President's Committee of the Union of British Columbia Municipalities

### ***Opinion***

We have audited the Annual Expenditure Report - Canada Community-Building Fund Receipts and Disbursements of Union of British Columbia Municipalities (the "Entity"), which comprise:

- the schedule of Canada Community-Building Fund receipts and disbursements for the year ended December 31, 2021
- and notes to the annual expenditure report, including a summary of significant accounting policies

(hereinafter referred to as the "Annual Expenditure Report").

In our opinion, the accompanying Annual Expenditure Report for the year ended December 31, 2021 of the Entity is prepared, in all material respects, in accordance with the financial reporting provisions described in Note 2 to the Annual Expenditure Report.

### ***Basis of Opinion***

We conducted our audit in accordance with Canadian generally accepted auditing standards. Our responsibilities under those standards are further described in the "***Auditors' Responsibilities for the Audit of the Annual Expenditure Report***" section of our auditors' report.

We are independent of the Entity in accordance with the ethical requirements that are relevant to our audit of the Annual Expenditure Report in Canada and we have fulfilled our other ethical responsibilities in accordance with these requirements.

We believe that the audit evidence we have obtained is sufficient and appropriate to provide a basis for our opinion.



### ***Emphasis of Matter - Financial Reporting Framework***

We draw attention to Note 2 in the Annual Expenditure Report, which describes the applicable financial reporting framework and purpose of the Annual Expenditure Report.

As a result, the Annual Expenditure Report may not be suitable for another purpose.

Our opinion is not modified in respect to this matter.

### ***Responsibilities of Management and Those Charged with Governance for the Annual Expenditure Report***

Management is responsible for the preparation of the Annual Expenditure Report in accordance with the financial reporting provisions described in Note 2 in the Annual Expenditure Report; this includes determining that the basis of accounting is an acceptable basis for the preparation of the Annual Expenditure Report in the circumstances, and for such internal control as management determines is necessary to enable the preparation of the Annual Expenditure Report that is free from material misstatement, whether due to fraud or error.

Those charged with governance are responsible for overseeing the Entity's financial reporting process.

### ***Auditors' Responsibilities for the Audit of the Annual Expenditure Report***

Our objectives are to obtain reasonable assurance about whether the Annual Expenditure Report as a whole are free from material misstatement, whether due to fraud or error, and to issue an auditors' report that includes our opinion.

Reasonable assurance is a high level of assurance, but is not a guarantee that an audit conducted in accordance with Canadian generally accepted auditing standards will always detect a material misstatement when it exists.

Misstatements can arise from fraud or error and are considered material if, individually or in the aggregate, they could reasonably be expected to influence the economic decisions of users taken on the basis of the Annual Expenditure Report.

As part of an audit in accordance with Canadian generally accepted auditing standards, we exercise professional judgment and maintain professional skepticism throughout the audit.

We also:

- Identify and assess the risks of material misstatement of the Annual Expenditure Report, whether due to fraud or error, design and perform audit procedures responsive to those risks, and obtain audit evidence that is sufficient and appropriate to provide a basis for our opinion.

The risk of not detecting a material misstatement resulting from fraud is higher than for one resulting from error, as fraud may involve collusion, forgery, intentional omissions, misrepresentations, or the override of internal control.



- Obtain an understanding of internal control relevant to the audit in order to design audit procedures that are appropriate in the circumstances, but not for the purpose of expressing an opinion on the effectiveness of the Entity's internal control.
- Evaluate the appropriateness of accounting policies used and the reasonableness of accounting estimates and related disclosures made by management.
- Communicate with those charged with governance regarding, among other matters, the planned scope and timing of the audit and significant audit findings, including any significant deficiencies in internal control that we identify during our audit.

*KPMG LLP*

Chartered Professional Accountants

Vancouver, Canada

July 15, 2022

# UNION OF BRITISH COLUMBIA MUNICIPALITIES

Schedule of Canada Community-Building Fund Receipts and Disbursements  
Expressed in thousands of dollars

For the year ended December 31, 2021

	Cumulative from September 19, 2005 to December 31, 2020	For the period from January 1, 2021 to December 31, 2021	Cumulative from September 19, 2005 to December 31, 2021
Opening Balance of Unspent Funds	\$ -	\$ 513,639	\$ -
Received from Canada	3,798,304	573,579	4,371,883
Investment Income	44,885	1,093	45,978
Sub-Total (total available for transfer and spending)	3,843,189	1,088,311	4,417,861
Transferred to Eligible Recipients	3,318,201	420,288	3,738,489
Spent on Administration Costs	11,349	1,087	12,436
Sub-Total (total transfer and spending)	3,329,550	421,375	3,750,925
Closing Balance of Unspent Funds	\$ 513,639	\$ 666,936	\$ 666,936

See accompanying notes to the Annual Expenditure Report – Canada Community-Building Funds Receipts and Disbursements.

# UNION OF BRITISH COLUMBIA MUNICIPALITIES

Notes to Annual Expenditure Report – Canada Community-Building Fund Receipts and Disbursements

For the year ended December 31, 2021

---

## 1. Background:

On September 19, 2005, Union of British Columbia Municipalities (“UBCM”), the Government of Canada (“Canada”) and the Province of British Columbia (the “Province”) entered into the Agreement on the Transfer of Federal Gas Tax Revenues under the New Deal for Cities and Communities 2005 - 2015 (the “First Agreement”). The First Agreement was focused on achieving three environmental sustainability outcomes: reduced greenhouse gas emissions, cleaner water and cleaner air with reliable and predictable funding. The First Agreement resulted in contributions of \$635,599,000 to local governments and other eligible recipients in British Columbia from 2005/2006 to 2009/2010 through three delivery mechanisms: a Community Works Fund, a Strategic Priorities Fund and an Innovations Fund (collectively the “Gas Tax Fund”). On March 17, 2008, the First Agreement was amended to provide additional contributions of \$1,002,788,000 from 2011/2012 to 2013/2014.

The First Agreement provided funding for local governments and other eligible recipients in British Columbia for a variety of capital and planning projects. Eligible project categories included:

- (a) Public transit,
- (b) Community energy systems,
- (c) Solid waste management,
- (d) Water and wastewater; and
- (e) Capacity building.

Effective April 1, 2014, UBCM, Canada and the Province entered into the Administrative Agreement on the Federal Gas Tax Fund in British Columbia (the “Agreement”). The First Agreement was terminated as of April 1, 2014, and the Gas Tax Fund was transitioned from the First Agreement to the Agreement. The Agreement builds on the First Agreement, and is focused on helping communities build and revitalize public infrastructure that supports national objectives of productivity and economic growth, a clean environment and strong cities and communities. The Agreement is effective until March 31, 2024.

UBCM administered the funding under both the First Agreement and the Agreement, and was responsible for reporting to Canada and the Province on the use of funding and outcomes achieved in accordance with the terms of the First Agreement and the Agreement.

# UNION OF BRITISH COLUMBIA MUNICIPALITIES

Notes to Annual Expenditure Report - Canada Community-Building Fund Receipts and Disbursements (continued)

For the year ended December 31, 2021

---

## 1. Background (continued):

Under the Agreement, the Gas Tax Fund continues to provide funding for local governments and other eligible recipients in British Columbia for a variety of capital and planning projects. In addition to the eligible project categories under the First Agreement, the Agreement includes the following new eligible project categories:

- |                                  |                                  |
|----------------------------------|----------------------------------|
| (a) Local roads and bridges,     | (h) Brownfield redevelopment,    |
| (b) Highways,                    | (i) Sport infrastructure,        |
| (c) Short-sea shipping,          | (j) Recreational infrastructure, |
| (d) Short-line rail,             | (k) Cultural infrastructure,     |
| (e) Regional and local airports, | (l) Tourism infrastructure; and  |
| (f) Broadband connectivity,      | (m) Disaster mitigation.         |
| (g) Drinking water,              |                                  |

Effective for the year ended December 31, 2021, the Gas Tax Fund is referred to as the Canada Community-Building Fund.

## 2. Basis of accounting:

The Annual Expenditure Report - Canada Community-Building Fund Receipts and Disbursements of UBCM (the "Annual Expenditure Report") has been prepared in accordance with the following recognition and measurement principles:

- (a) amount received from Canada and amount transferred to eligible recipients are recognized and measured on a cash basis of accounting; and
- (b) investment income and amount spent on administration costs are recognized and measured on an accrual basis of accounting.

The Annual Expenditure Report is not prepared in accordance with the presentation principles or the presentation of all the financial statements and related note disclosures required for a complete set of financial statements.

The Annual Expenditure Report is prepared for UBCM to meet its obligations under Section 8 of Annex B and Section 1 of Schedule D of the Agreement. As a result, the Annual Expenditure Report may not be suitable for another purpose.

**2021 Canada Community-Building Fund Project List**  
**Projects as reported by Ultimate Recipients between January 1 and December 31, 2021**  
The data found within this report is for information only and subject to change

Ultimate Recipient	Project Title	Investment Category	Funds Spent	Completed?
100 Mile House, District of	100 Mile House Water Supply Upgrade	Drinking Water	\$ 877,500.00	Y
Abbotsford, City of	JAMES Plant Ultraviolet (UV) Disinfection Project	Wastewater	\$ 580,305.44	Y
Abbotsford, City of	Joint Water Master Plan Update - Abbotsford	Capacity Building - Long-Term Infrastructure Planning	\$ 5,410.98	N
Abbotsford, City of	Drinking Water Wells Infrastructure Renewal - Various Locations - Abbotsford	Drinking Water	\$ 15,331.68	Y
Abbotsford, City of	Floodbox Assessment - Matsqui and McInnann Pump Stations	Capacity Building - Asset Management	\$ 40,915.14	Y
Abbotsford, City of	Culvert Replacement at 28265 Huntingdon Road	Wastewater	\$ 17,423.29	Y
Abbotsford, City of	Culvert Replacement at 6670 Lefeuve Road	Wastewater	\$ 13,000.00	Y
Abbotsford, City of	Fraser Highway Phase 1 Improvements	Local Roads, Bridges, and Active Transportation	\$ 59,475.00	N
Abbotsford, City of	Asset Management - City-owned Bridges Project (2019)	Capacity Building - Asset Management	\$ 26,581.91	Y
Abbotsford, City of	Emergency Replacement of Rural Uplands Culverts 2019	Wastewater	\$ 7,000.00	Y
Abbotsford, City of	2019 Sidewalk Program	Local Roads, Bridges, and Active Transportation	\$ 367,651.52	Y
Abbotsford, City of	Abbotsford Parks and Recreation Commission - Fees & Charges Review	Capacity Building - Long-Term Infrastructure Planning	\$ 6,046.50	Y
Abbotsford, City of	Vye Road Overpass	Local Roads, Bridges, and Active Transportation	\$ 177,400.04	N
Abbotsford, City of	City-wide Street Light Conversion Project	Community Energy Systems	\$ 544,846.62	N
Abbotsford, City of	Gladys Avenue Reconstruction	Local Roads, Bridges, and Active Transportation	\$ 340,913.85	Y
Abbotsford, City of	Culvert Replacement: 28215 Huntingdon Rd	Local Roads, Bridges, and Active Transportation	\$ 12,000.00	Y
Abbotsford, City of	Abbotsford Traffic Signal and Crosswalk Upgrades	Local Roads, Bridges, and Active Transportation	\$ 62,000.00	N
Abbotsford, City of	Delair Road at Old Yale Road - New Traffic Signal	Local Roads, Bridges, and Active Transportation	\$ 156,147.58	N
Abbotsford, City of	Bridge Replacement - Campbell Road and Interprovincial Highway	Local Roads, Bridges, and Active Transportation	\$ 26,581.91	N
Abbotsford, City of	Community Energy and Emissions Inventory Modeling and Update Project	Capacity Building - Long-Term Infrastructure Planning	\$ 27,179.21	Y
Abbotsford, City of	Culvert Replacement - 31500 Downes Road	Wastewater	\$ 1,331.25	N
Abbotsford, City of	Fence Installation - Salton Road Pedestrian Overpass	Local Roads, Bridges, and Active Transportation	\$ 17,759.27	N
Abbotsford, City of	Intersection Upgrades - McMillan Road and Mila Street Crosswalk	Local Roads, Bridges, and Active Transportation	\$ 50,000.00	N
Abbotsford, City of	Sumas Mountain Road Multi-Use Path Construction (Dawson Street to Farina Road)	Local Roads, Bridges, and Active Transportation	\$ 55,302.39	N
Abbotsford, City of	Bridge Betterments Project - Various Locations	Local Roads, Bridges, and Active Transportation	\$ 181,482.48	N
Abbotsford, City of	Centennial Outdoor Pool Update	Recreational Infrastructure	\$ 199,439.14	Y
Abbotsford, City of	Joint Abbotsford Mission Environmental Systems (JAMES) Wastewater Treatment Plant - Inspect, design and repair miscellaneous concrete tanks and channels	Wastewater	\$ 120,939.53	N
Abbotsford, City of	Joint Abbotsford Mission Environmental Systems (JAMES) Plant Digester Room Air Handling Unit	Wastewater	\$ 556.07	N
Abbotsford, City of	Townline Wellfield Renewal	Drinking Water	\$ 89,465.62	N
Alberni-Clayoquot, Regional District of	Asset Management Implementation Project	Capacity Building - Asset Management	\$ 36,744.03	Y
Alberni-Clayoquot, Regional District of	Consolidated Strategic Landfill Diversion Program	Solid Waste	\$ 3,128,046.93	N
Alberni-Clayoquot, Regional District of	Beaver Creek Community Club - Playground Installation	Recreational Infrastructure	\$ 509.70	Y
Alberni-Clayoquot, Regional District of	Beaver Creek Community Club - Hall Upgrade	Recreational Infrastructure	\$ 5,292.75	N
Alberni-Clayoquot, Regional District of	West Coast Multi-Use Path Construction	Tourism Infrastructure	\$ 29,766.00	N
Alberni-Clayoquot, Regional District of	Community of Bamfield - Water System Infrastructure Upgrades	Drinking Water	\$ 19,153.72	N
Alberni-Clayoquot, Regional District of	Community of Salmon Beach - Sewage Treatment upgrade	Wastewater	\$ 44,102.22	Y
Anmore, Village of	Sidewalk Improvements on Sunnyside Road and East Road	Local Roads, Bridges, and Active Transportation	\$ 999.64	Y
Armstrong, City of	Sage Avenue Complete Street Upgrades	Local Roads, Bridges, and Active Transportation	\$ 457,978.60	Y
Ashcroft, Village of	Ashcroft Water Treatment Plant Construction	Drinking Water	\$ 247,186.11	N
Barriere, District of	Riverwalk Liftstation	Wastewater	\$ 10,219.04	Y
Barriere, District of	Downtown Wastewater Pumps	Wastewater	\$ 63,044.49	Y
Barriere, District of	Water Well Installation	Drinking Water	\$ 417,995.00	N
BC Transit	Transit Replacement	Public Transit	\$ 100,000.00	Y
Belcarra, Village of	Official Community Plan (OCP) Update/Review	Capacity Building - Integrated Community Sustainability Planning	\$ 1,880.00	N
Belcarra, Village of	Asset Management Plan & Related Long-Term Financial Plan	Capacity Building - Asset Management	\$ 13,776.67	N
Belcarra, Village of	Bedwell Bay Road Improvements	Local Roads, Bridges, and Active Transportation	\$ 6,566.25	Y
Bulkley-Nechako, Regional District of	Town of Smithers Public Transit Bus Lease Contribution	Public Transit	\$ 10,000.00	N
Bulkley-Nechako, Regional District of	Nechako Valley Exhibition - Safety Upgrades	Tourism Infrastructure	\$ 30,740.00	Y

**2021 Canada Community-Building Fund Project List**  
**Projects as reported by Ultimate Recipients between January 1 and December 31, 2021**  
The data found within this report is for information only and subject to change

Ultimate Recipient	Project Title	Investment Category	Funds Spent	Completed?
Bulkley-Nechako, Regional District of	Smithers Golf and Country Club - Irrigation System	Recreational Infrastructure	\$ 55,618.67	N
Bulkley-Nechako, Regional District of	District of Vanderhoof - Recreation Upgrades	Recreational Infrastructure	\$ 210,962.00	Y
Bulkley-Nechako, Regional District of	Cluculz Lake Fire Hall - Septic System Installation	Fire Halls and Fire Stations	\$ 18,585.00	N
Bulkley-Nechako, Regional District of	District of Vanderhoof Airport Rehabilitation	Regional and Local Airports	\$ 40,000.00	Y
Bulkley-Nechako, Regional District of	Fraser Lake Arena - Ammonia Plant Upgrades	Recreational Infrastructure	\$ 49,998.00	Y
Bulkley-Nechako, Regional District of	Village of Telkwa Woodland Rink Rehabilitation	Recreational Infrastructure	\$ 20,392.00	Y
Bulkley-Nechako, Regional District of	Burns Lake Mountain Bike Association Uprack and Village Connector	Recreational Infrastructure	\$ 62,210.05	N
Bulkley-Nechako, Regional District of	Fort Fraser Volunteer Fire Department Furnace Replacement	Fire Halls and Fire Stations	\$ 8,810.00	Y
Bulkley-Nechako, Regional District of	Stuart Lake Golf Club Equipment Storage and Maintenance Shop	Recreational Infrastructure	\$ 45,150.00	N
Bulkley-Nechako, Regional District of	Bulkley Valley Aquatic Centre Main Boiler and Water Fountains	Recreational Infrastructure	\$ 61,011.65	N
Bulkley-Nechako, Regional District of	Ootsa Lake Camp - Water System Replacement	Drinking Water	\$ 30,000.00	Y
Bulkley-Nechako, Regional District of	Smithers-Telkwa Transfer Station Sorting Bays	Solid Waste	\$ 27,000.00	Y
Burnaby, City of	City-wide Fibre Optic Network Installation - Burnaby	Broadband Connectivity	\$ 15,250.00	Y
Burnaby, City of	Central Park - Perimetre Trail - Section 3	Recreational Infrastructure	\$ 670,000.00	N
Burns Lake, Village of	Burns Lake Road Improvements - Various Locations	Local Roads, Bridges, and Active Transportation	\$ 200,000.00	Y
Cache Creek, Village of	Cache Creek WWTP and Pump Station Upgrade	Wastewater	\$ 219,000.00	Y
Cache Creek, Village of	Asset Management Plans for Sustainable Water and Sanitary Sewer Service Delivery	Capacity Building - Asset Management	\$ 27,452.50	Y
Campbell River, City of	Cycling Path Upgrades - Campbell River	Local Roads, Bridges, and Active Transportation	\$ 5,681.14	N
Campbell River, City of	LED Street Light Conversion - Campbell River	Local Roads, Bridges, and Active Transportation	\$ 38,895.12	Y
Campbell River, City of	Marine Foreshore Restoration	Wastewater	\$ 16,521.51	N
Campbell River, City of	Asphalt Overlay Project	Local Roads, Bridges, and Active Transportation	\$ 492,356.83	N
Campbell River, City of	Robron Park Fieldhouse Construction	Recreational Infrastructure	\$ 2,054.91	Y
Campbell River, City of	Robron Community Sports Field - Artificial Turf Installation	Sport Infrastructure	\$ 100,000.00	N
Campbell River, City of	Asset Management Phase 1 – Condition and Risk Assessment	Capacity Building - Asset Management	\$ 88,850.00	Y
Campbell River, City of	Pathway Construction - Ostler Park to 3.5 Acres Site	Local Roads, Bridges, and Active Transportation	\$ 47,989.75	Y
Campbell River, City of	McPhedran Road South - Sidewalk Infill and Expansion	Local Roads, Bridges, and Active Transportation	\$ 3,536.02	Y
Campbell River, City of	New Transit Bus Shelters - Various Locations	Public Transit	\$ 47,862.38	N
Campbell River, City of	New Street Light Installation - Campbell River (Various Locations)	Local Roads, Bridges, and Active Transportation	\$ 5,684.00	N
Campbell River, City of	New Construction and Enhancement of Transit Stop at Carihi Secondary School on 350 Dogwood St	Public Transit	\$ 5,056.21	Y
Campbell River, City of	Greenway Loop Wayfinding & Signage	Local Roads, Bridges, and Active Transportation	\$ 15,609.17	Y
Campbell River, City of	Willow Point Park Turf Installation	Sport Infrastructure	\$ 15,086.88	N
Campbell River, City of	Maritime Heritage Centre Envelope Upgrades	Cultural Infrastructure	\$ 222,946.32	N
Campbell River, City of	Campbellton Neighborhood - River Route Wayfinding and Signage Project	Local Roads, Bridges, and Active Transportation	\$ 48,337.46	Y
Campbell River, City of	Municipal Broadband Network Project: 10th Avenue Extension	Broadband Connectivity	\$ 53,245.93	N
Campbell River, City of	Seagull Walkway - Surface Improvements	Recreational Infrastructure	\$ 6,525.37	N
Campbell River, City of	Campbellton Neighborhood - Parkette Projects	Recreational Infrastructure	\$ 6,681.09	N
Campbell River, City of	Robron Park - Pickleball Courts Construction	Recreational Infrastructure	\$ 117,865.59	N
Campbell River, City of	Willow Park - Upgrades and Modifications for Baseball Field	Recreational Infrastructure	\$ 117,955.15	N
Campbell River, City of	Sidewalk Upgrades - 580 Dogwood Street	Local Roads, Bridges, and Active Transportation	\$ 39,071.26	Y
Canal Flats, Village of	Road Upgrades/Speed Bumps	Local Roads, Bridges, and Active Transportation	\$ 54,000.00	Y
Canal Flats, Village of	Grainger Water Main to Childcare Centre	Drinking Water	\$ 24,500.00	Y
Canal Flats, Village of	North Highway Sign	Local Roads, Bridges, and Active Transportation	\$ 62,875.00	N
Canal Flats, Village of	Development Cost Charge Bylaw Development	Capacity Building - Integrated Community Sustainability Planning	\$ 9,724.00	N
Capital, Regional District of	Ganges Boardwalk and Pecks Cove Park Development Plan	Capacity Building - Long-Term Infrastructure Planning	\$ 1,883.75	N
Capital, Regional District of	Trail Development - William Simmons Community Park	Recreational Infrastructure	\$ 6,189.30	N
Capital, Regional District of	Pathway: Booth Canal to Vesuvius Road	Local Roads, Bridges, and Active Transportation	\$ 78,095.00	Y
Capital, Regional District of	Maliview Waste Water Treatment Plant Engineering Study and Design	Wastewater	\$ 2,613.82	N
Capital, Regional District of	Fulford Water Main Replacement	Drinking Water	\$ 22,385.46	N
Capital, Regional District of	South Galiano Firehall Solar Panel Installation	Community Energy Systems	\$ 6,804.01	Y

**2021 Canada Community-Building Fund Project List**  
**Projects as reported by Ultimate Recipients between January 1 and December 31, 2021**  
The data found within this report is for information only and subject to change

Ultimate Recipient	Project Title	Investment Category	Funds Spent	Completed?
Capital, Regional District of	Port Renfrew Tennis Court Resurfacing Project	Recreational Infrastructure	\$ 110,747.54	Y
Capital, Regional District of	Wilderness Mountain Source Water Vulnerability Study	Capacity Building - Long-Term Infrastructure Planning	\$ 34,807.77	N
Capital, Regional District of	Earthen Dam Assessment at Carpenter Road Community Park	Capacity Building - Asset Management	\$ 9,960.00	N
Capital, Regional District of	Current State of Assets Assessment Seagirt Waterworks	Capacity Building - Asset Management	\$ 4,300.00	Y
Capital, Regional District of	Pool Electrical Upgrades at Rainbow Road Aquatic Centre	Recreational Infrastructure	\$ 56,053.77	N
Capital, Regional District of	Salt Spring Island Library Renovation	Cultural Infrastructure	\$ 48,690.48	N
Capital, Regional District of	Burgoyne Bay Septage Facility Site Investigation	Capacity Building - Long-Term Infrastructure Planning	\$ 6,444.28	Y
Capital, Regional District of	Southern Gulf Islands Transportation Service Planning	Capacity Building - Long-Term Infrastructure Planning	\$ 51,464.57	N
Capital, Regional District of	Dinner Bay Playground and Sports Fields Upgrade	Recreational Infrastructure	\$ 30,000.00	Y
Capital, Regional District of	East Sooke Water Servicing Plan	Capacity Building - Long-Term Infrastructure Planning	\$ 11,498.03	N
Capital, Regional District of	Structural Upgrades at Port Renfrew Wastewater Treatment Plant	Wastewater	\$ 26,325.10	N
Capital, Regional District of	Wilderness Mountain Source Water Protection Plan	Capacity Building - Long-Term Infrastructure Planning	\$ 2,880.00	N
Capital, Regional District of	Juan de Fuca Electoral Area (Sooke) Playing Fields Water Infrastructure	Recreational Infrastructure	\$ 70,000.00	Y
Capital, Regional District of	Juan de Fuca Electoral Area Pickleball Court Construction	Recreational Infrastructure	\$ 6,000.00	Y
Capital, Regional District of	Revitalization of Centennial Park in Ganges Village	Recreational Infrastructure	\$ 2,033.81	N
Capital, Regional District of	Cedars of Tuam Water Service Upgrades	Drinking Water	\$ 2,077.94	N
Capital, Regional District of	Mouat Park Trail Upgrades Project	Recreational Infrastructure	\$ 13,060.93	N
Capital, Regional District of	Construction of Community Composting Facility at Burgoyne Valley Community Farm	Solid Waste	\$ 40,000.00	Y
Capital, Regional District of	ArtSpring Building Condition Assessment	Capacity Building - Long-Term Infrastructure Planning	\$ 9,500.00	Y
Capital, Regional District of	Water System Upgrades at Lyall Harbour Boot Cove Water Service	Drinking Water	\$ 55,000.00	Y
Capital, Regional District of	Southern Gulf Islands Integrated Food Security and Sustainability Plan	Capacity Building - Integrated Community Sustainability Planning	\$ 52,760.00	Y
Capital, Regional District of	Water System Upgrades at Sticks Allison Water Service	Drinking Water	\$ 11,982.19	N
Capital, Regional District of	Pender Island Recreational and Agricultural Hall Upgrades and Improvements	Recreational Infrastructure	\$ 25,000.00	Y
Capital, Regional District of	Galiano Fitness Centre Upgrades	Recreational Infrastructure	\$ 21,500.00	Y
Capital, Regional District of	North Galiano Community Hall Renovation and Site Enhancement	Recreational Infrastructure	\$ 21,137.00	Y
Capital, Regional District of	Expansion of the Solar Energy Array on the Galiano Community Hall	Community Energy Systems	\$ 19,757.00	Y
Capital, Regional District of	Solar Installation on Saturna Emergency Services Building #2	Community Energy Systems	\$ 18,677.00	Y
Capital, Regional District of	Epicentre Family Cooperative Playground on Pender Island	Recreational Infrastructure	\$ 17,000.00	Y
Cariboo, Regional District of	2017 Asset Management Planning	Capacity Building - Asset Management	\$ 78,386.06	Y
Cariboo, Regional District of	Williams Lake Cross Country Ski Club - LED Lighting Project	Community Energy Systems	\$ 10,245.73	Y
Cariboo, Regional District of	Lone Butte Firehall - Energy Efficiency Upgrades	Community Energy Systems	\$ 1,742.27	Y
Cariboo, Regional District of	Cariboo Memorial Recreation Complex - Electrical and HVAC Upgrades	Recreational Infrastructure	\$ 172,970.87	Y
Cariboo, Regional District of	North Cariboo Recreation Centre - Ice Plant Improvements	Recreational Infrastructure	\$ 15,270.00	N
Cariboo, Regional District of	Regional Broadband Strategy	Capacity Building - Long-Term Infrastructure Planning	\$ 68,450.00	Y
Cariboo, Regional District of	Central Cariboo Recreation - Boiler Upgrade and Heat Recovery Conversion	Community Energy Systems	\$ 30,023.90	N
Cariboo, Regional District of	Williams Lake Curling Arena - Lighting, Heating and Water Upgrades	Community Energy Systems	\$ 25,500.00	Y
Cariboo, Regional District of	Bouchie Lake Community Hall - New Energy Efficient Furnace	Community Energy Systems	\$ 5,900.00	Y
Cariboo, Regional District of	Likely Community Hall - Energy Efficient Refrigerators	Community Energy Systems	\$ 2,369.06	Y
Cariboo, Regional District of	Bouchie Lake Community Hall - Lighting Upgrade	Community Energy Systems	\$ 21,496.00	Y
Cariboo, Regional District of	Gavin Lake Forest Education Centre - Solar Energy Project	Community Energy Systems	\$ 23,308.68	Y
Cariboo, Regional District of	McLeese Lake Community Hall - Lighting Upgrade	Community Energy Systems	\$ 15,850.00	Y
Cariboo, Regional District of	100 Mile Snowmobile Clubhouse - Energy Efficiency Improvements	Community Energy Systems	\$ 5,750.00	N
Cariboo, Regional District of	Anahim Lake Community Hall - Lighting Upgrade	Community Energy Systems	\$ 14,500.00	Y
Cariboo, Regional District of	Barlow Creek Community Hall - Furnace Replacement	Community Energy Systems	\$ 9,273.24	Y
Cariboo, Regional District of	Solid Waste Transfer Stations - Tipper Bin Replacement	Solid Waste	\$ 922,523.78	Y
Cariboo, Regional District of	Ice Plant Compressor Replacement - North Cariboo Recreation Complex	Community Energy Systems	\$ 210,000.00	Y
Cariboo, Regional District of	North Cariboo Arena # 2 - Exterior Lighting Upgrade	Community Energy Systems	\$ 5,699.00	N
Cariboo, Regional District of	Quesnel Arts and Recreation Centre - Exterior Light Replacement	Community Energy Systems	\$ 8,388.00	N
Cariboo, Regional District of	Forest Grove Legion Hall - New High Efficiency Freezer	Community Energy Systems	\$ 6,651.72	Y
Cariboo, Regional District of	Kersley Community Hall - Cooler Installation	Community Energy Systems	\$ 3,883.03	Y

**2021 Canada Community-Building Fund Project List**  
**Projects as reported by Ultimate Recipients between January 1 and December 31, 2021**  
The data found within this report is for information only and subject to change

Ultimate Recipient	Project Title	Investment Category	Funds Spent	Completed?
Cariboo, Regional District of	South Cariboo Arena - Solar Array Installation	Recreational Infrastructure	\$ 3,576.58	N
Castlegar, City of	Facilities Conditions Assessment	Capacity Building - Asset Management	\$ 11,176.00	Y
Castlegar, City of	Millennium Park Washroom and Playground Upgrades	Recreational Infrastructure	\$ 426,265.00	N
Castlegar, City of	Columbia Avenue Complete Street Project Phase Two	Local Roads, Bridges, and Active Transportation	\$ 600,000.00	Y
Central Coast, Regional District of	Centennial Pool Renewal	Recreational Infrastructure	\$ 280.50	N
Central Coast, Regional District of	Denny Island Community Water System	Drinking Water	\$ 9,617.40	N
Central Coast, Regional District of	Solid Waste Management Plan 2	Capacity Building - Long-Term Infrastructure Planning	\$ 37,679.35	Y
Central Kootenay, Regional District of	Bonnington Improvement District - Universal Water metreing	Drinking Water	\$ 25,000.00	Y
Central Kootenay, Regional District of	Creston Golf Course - Water Management Initiative	Recreational Infrastructure	\$ 27,500.00	Y
Central Kootenay, Regional District of	Procter Hall - Energy Infrastructure Upgrade and Solar Project	Community Energy Systems	\$ 33,070.00	Y
Central Kootenay, Regional District of	Salmo Valley Recreational Trail - Expansion Project	Recreational Infrastructure	\$ 1,609.82	Y
Central Kootenay, Regional District of	Boosting Internet Connectivity in the Community of Wynndel	Broadband Connectivity	\$ 8,225.00	Y
Central Kootenay, Regional District of	Nelson Curling Club - Ice Plant Upgrade	Sport Infrastructure	\$ 6,000.00	Y
Central Kootenay, Regional District of	Queen Elizabeth Park Project - Recreation Infrastructure Upgrade Project	Recreational Infrastructure	\$ 12,750.00	Y
Central Kootenay, Regional District of	Lyons Bluff Trail Construction	Recreational Infrastructure	\$ 17,500.00	Y
Central Kootenay, Regional District of	Procter-Harrop Seniors Hall - Energy Efficiency Upgrade project	Community Energy Systems	\$ 20,000.00	Y
Central Kootenay, Regional District of	Nelson Tennis Club Multisport Complex - Facility Centre Completion	Recreational Infrastructure	\$ 5,000.00	Y
Central Kootenay, Regional District of	Summit Lake Ski Hill - Recreation Infrastructure Upgrade	Recreational Infrastructure	\$ 6,922.50	Y
Central Kootenay, Regional District of	School District #10 Nakusp and Area Community Climbing Walls	Recreational Infrastructure	\$ 4,761.50	Y
Central Kootenay, Regional District of	Longbeach Water Users' Community - Longbeach Water Remote Access Control System	Drinking Water	\$ 10,000.00	Y
Central Kootenay, Regional District of	Boosting Internet Connectivity for South Kootenay Lake	Broadband Connectivity	\$ 35,700.00	Y
Central Kootenay, Regional District of	Ootischenia Improvement District - Watermain Capacity Upgrade	Drinking Water	\$ 90,000.00	N
Central Kootenay, Regional District of	Leecrest Improvement District Drinking Water System - Power Generator Upgrade Project	Drinking Water	\$ 7,500.00	N
Central Kootenay, Regional District of	Nakusp and Area Community Trails Society - Dinner Creek Bridge Replacement on Peter Roulston Trail	Recreational Infrastructure	\$ 7,500.00	N
Central Kootenay, Regional District of	Arrow Lakes Cross Country Ski Club - Wensley Creek Cross Country Trails - Upgrade Project	Recreational Infrastructure	\$ 10,722.00	Y
Central Kootenay, Regional District of	Taghum Community Society - Taghum Hall Recreation Infrastructure Project	Recreational Infrastructure	\$ 37,500.00	N
Central Kootenay, Regional District of	Nelson Disc Golf Society - Blewett Disc Golf Course	Recreational Infrastructure	\$ 35,000.00	Y
Central Kootenay, Regional District of	Nelson Tennis Club Multisport Complex - Final Phase	Recreational Infrastructure	\$ 33,931.50	N
Central Kootenay, Regional District of	Balfour Community Park -Playing Field and Park Upgrades	Recreational Infrastructure	\$ 44,595.00	N
Central Kootenay, Regional District of	Queen Elizabeth Park - Scoreboard and Spectator Bleachers Upgrade	Recreational Infrastructure	\$ 19,500.00	N
Central Kootenay, Regional District of	Sunshine Estates Water Utility - Power Generator Upgrade	Drinking Water	\$ 11,400.00	N
Central Kootenay, Regional District of	Wynndel Community Centre - Community Playground Construction	Recreational Infrastructure	\$ 45,000.00	Y
Central Kootenay, Regional District of	Regional District of Central Kootenay - Grandview Properties Water System metreing and Infrastructure Upgrade Project	Drinking Water	\$ 33,855.04	Y
Central Kootenay, Regional District of	Regional District of Central Kootenay - Denver Siding Water Quality Upgrade Project	Drinking Water	\$ 67,000.00	Y
Central Okanagan, Regional District of	Traders Cove and North Westside - Solid Waste Transfer Station Improvement Plan	Capacity Building - Long-Term Infrastructure Planning	\$ 9,123.46	N
Central Okanagan, Regional District of	Joe Rich Community Hall - Signage Renovation	Recreational Infrastructure	\$ 29,397.42	Y
Central Okanagan, Regional District of	Ellison Community Hall - Sign Project	Recreational Infrastructure	\$ 31,850.00	Y
Central Okanagan, Regional District of	Ellison Community Hall - Exterior Upgrades	Recreational Infrastructure	\$ 31,816.00	Y
Central Okanagan, Regional District of	Joe Rich Community Hall - Exterior Upgrades	Recreational Infrastructure	\$ 18,310.00	Y
Central Okanagan, Regional District of	Three Forks Trail - Improvement Project	Recreational Infrastructure	\$ 20,106.89	Y
Central Okanagan, Regional District of	Traders Cove Community Park - Trail Construction	Recreational Infrastructure	\$ 12,175.39	Y
Central Okanagan, Regional District of	Killiney Beach Park - Bank Protection Project	Recreational Infrastructure	\$ 2,500.00	Y
Central Okanagan, Regional District of	North Westside Volunteer Fire Department - Wildfire Hazard Sign Installation	Tourism Infrastructure	\$ 12,527.15	Y
Central Okanagan, Regional District of	Wilson's Landing Volunteer Fire Department - Wildfire Hazard Sign Installation	Tourism Infrastructure	\$ 6,186.33	Y
Central Okanagan, Regional District of	Community of Falcon Ridge - Water Filtration Project	Drinking Water	\$ 17,113.10	Y
Central Saanich, District of	Central Saanich Storm Drain Rehabilitation	Wastewater	\$ 245,030.88	Y
Central Saanich, District of	Central Saanich Road Rehabilitation	Local Roads, Bridges, and Active Transportation	\$ 458,146.05	Y

**2021 Canada Community-Building Fund Project List**  
**Projects as reported by Ultimate Recipients between January 1 and December 31, 2021**  
The data found within this report is for information only and subject to change

Ultimate Recipient	Project Title	Investment Category	Funds Spent	Completed?
Chetwynd, District of	Debt Servicing - Sewer Treatment Plant	Wastewater	\$ 97,823.56	N
Chetwynd, District of	Debt Servicing - East Trunk Main	Wastewater	\$ 74,688.55	N
Chilliwack, City of	Bicycle Pump Track Construction	Recreational Infrastructure	\$ 226,927.46	Y
Chilliwack, City of	Chilliwack Community Plans	Capacity Building - Integrated Community Sustainability Planning	\$ 102,629.80	Y
Chilliwack, City of	Roads Rehabilitation, Bike Lanes and Pedestrian Facility Additions	Local Roads, Bridges, and Active Transportation	\$ 1,702,000.00	Y
Chilliwack, City of	Roadway Flashing Pedestrian Crossing Lights	Local Roads, Bridges, and Active Transportation	\$ 350,715.63	Y
Chilliwack, City of	Synthetic Turf Field Sports Facility	Recreational Infrastructure	\$ 1,198,000.00	N
Clearwater, District of	Brookfield Bridge Improvements	Local Roads, Bridges, and Active Transportation	\$ 233,657.00	Y
Clearwater, District of	Clearwater Sewage System - Installation of New Sewer Pumps	Wastewater	\$ 15,834.00	Y
Clinton, Village of	Soues and Dewdney Road Rehabilitation	Local Roads, Bridges, and Active Transportation	\$ 330,161.86	Y
Clinton, Village of	Clinton Curling Rink Heating System	Recreational Infrastructure	\$ 12,419.28	Y
Coldstream, District of	Storm Water Management Project - Coldstream Creek	Wastewater	\$ 22,906.22	N
Coldstream, District of	Coldstream Station Parking Lot and Washroom Construction	Local Roads, Bridges, and Active Transportation	\$ 65,557.50	N
Coldstream, District of	Coldstream Creek Park Irrigation Upgrade	Recreational Infrastructure	\$ 412,200.00	N
Coldstream, District of	Asset Management System Planning and Implementation	Capacity Building - Asset Management	\$ 46,100.00	N
Columbia Shuswap, Regional District of	Saratoga Water Connection	Drinking Water	\$ 794,715.00	Y
Columbia Shuswap, Regional District of	Columbia-Shuswap Regional District - Comprehensive Asset Management Plan Development	Capacity Building - Asset Management	\$ 9,680.00	Y
Columbia Shuswap, Regional District of	Ranchero Fire Hall Water System Upgrade - Phase 1	Capacity Building - Long-Term Infrastructure Planning	\$ 13,023.64	Y
Columbia Shuswap, Regional District of	Visitor Information Kiosks - Electoral Area F	Tourism Infrastructure	\$ 6,318.70	Y
Columbia Shuswap, Regional District of	Bristow Road Boat Launch	Recreational Infrastructure	\$ 4,278.00	N
Columbia Shuswap, Regional District of	Asset Management Resource Plan Implementation	Capacity Building - Asset Management	\$ 88,590.90	N
Columbia Shuswap, Regional District of	Falkland Waterworks - Reservoir Project	Capacity Building - Long-Term Infrastructure Planning	\$ 20,815.00	N
Columbia Shuswap, Regional District of	Falkland & District Community Association - Skating Rink Roof	Recreational Infrastructure	\$ 50,000.00	Y
Columbia Shuswap, Regional District of	Golden and District Curling Club - Lighting Upgrade	Community Energy Systems	\$ 2,469.00	N
Columbia Shuswap, Regional District of	Parson Community Hall - Roof Upgrades	Recreational Infrastructure	\$ 14,403.20	Y
Columbia Shuswap, Regional District of	Tom Kelley Memorial Park - Playground Equipment Installation	Recreational Infrastructure	\$ 35,000.00	Y
Columbia Shuswap, Regional District of	Sorrento and Blind Bay Park - Sport Courts Improvement Project	Recreational Infrastructure	\$ 145,274.63	N
Columbia Shuswap, Regional District of	Golden Rodeo Grounds - Water Well Drilling Project	Drinking Water	\$ 6,646.23	N
Columbia Shuswap, Regional District of	Sunnybrae Seniors Hall - Electrical Upgrades	Recreational Infrastructure	\$ 6,322.66	N
Columbia Shuswap, Regional District of	Silver Creek Community Park - Water Well Replacement	Drinking Water	\$ 23,927.29	N
Columbia Shuswap, Regional District of	Malakwa Fire Hall - Replacement of Bay Doors	Fire Halls and Fire Stations	\$ 20,696.25	Y
Columbia Shuswap, Regional District of	Cambie Community Hall - Water Infrastructure Replacement	Drinking Water	\$ 7,660.00	N
Colwood, City of	Metchosin Road Bike Lane - Wishart Road to Sooke Road	Local Roads, Bridges, and Active Transportation	\$ 1,905,398.00	Y
Colwood, City of	Traffic Calming: Speed Cushions	Local Roads, Bridges, and Active Transportation	\$ 5,839.00	N
Colwood, City of	Speed Reader Data System	Local Roads, Bridges, and Active Transportation	\$ 66,265.00	N
Colwood, City of	Low Carbon Resiliency Plan Development	Community Energy Systems	\$ 1,500.00	N
Colwood, City of	Colwood Creek Park - Signage Installation	Cultural Infrastructure	\$ 23,302.00	Y
Colwood, City of	Latoria Creek Park Stairway Replacement	Recreational Infrastructure	\$ 14,203.00	N
Colwood, City of	Allandale Road Works	Local Roads, Bridges, and Active Transportation	\$ 2,473,176.92	N
Comox Valley, Regional District of	Denman Island - Cross Island Greenway and Trail Project	Local Roads, Bridges, and Active Transportation	\$ 19,443.96	N
Comox Valley, Regional District of	King Coho Wastewater Treatment Plant - Asset Management Plan, Condition Assessment, and Capital Upgrades	Wastewater	\$ 83,556.00	N
Comox Valley, Regional District of	Tsolum River Agricultural Watershed Planning	Capacity Building - Integrated Community Sustainability Planning	\$ 7,832.52	Y
Comox Valley, Regional District of	Seal Bay Nature Park Management and Implementation Phase 2	Recreational Infrastructure	\$ 277,471.25	N
Comox Valley, Regional District of	Morrison Creek Conservation Area Construction	Recreational Infrastructure	\$ 68,897.21	N
Comox Valley, Regional District of	Lazo Road - Greenway Development Project	Local Roads, Bridges, and Active Transportation	\$ 17,368.80	N
Comox Valley, Regional District of	Communities of Black Creek and Oyster Bay - Water Meter Replacement Project	Drinking Water	\$ 17,500.00	N
Comox Valley, Regional District of	Community of Fanny Bay - Playground Installation	Recreational Infrastructure	\$ 94,620.54	Y
Comox, Town of	Lazo Greenway Path Project	Recreational Infrastructure	\$ 10,948.00	N

**2021 Canada Community-Building Fund Project List**  
**Projects as reported by Ultimate Recipients between January 1 and December 31, 2021**  
The data found within this report is for information only and subject to change

Ultimate Recipient	Project Title	Investment Category	Funds Spent	Completed?
Comox, Town of	Lazo Road - Resurfacing Project	Local Roads, Bridges, and Active Transportation	\$ 13,199.00	N
Comox, Town of	McKenzie Avenue (Rodello-Davis) Resurfacing	Local Roads, Bridges, and Active Transportation	\$ 364,510.00	Y
Comox, Town of	Noel Avenue (Aitken to Aspen) Resurfacing	Local Roads, Bridges, and Active Transportation	\$ 101,343.00	N
Coquitlam, City of	Town Centre Park Wayfinding and Digital Parking Signs	Recreational Infrastructure	\$ 328,253.18	N
Coquitlam, City of	Pipeline Road Upgrade: Guildford to David	Local Roads, Bridges, and Active Transportation	\$ 45,100.69	N
Coquitlam, City of	Hickey Park - Sports Court Improvements	Sport Infrastructure	\$ 250,000.00	Y
Coquitlam, City of	In-Laid Pavement Marker Installation - Various Locations	Local Roads, Bridges, and Active Transportation	\$ 100,352.88	Y
Coquitlam, City of	2021 Sidewalk Upgrade Program - Hillside Area East	Local Roads, Bridges, and Active Transportation	\$ 15,000.00	Y
Courtenay, City of	Storm Drainage - 200 Back Road Storm Culvert Improvement	Wastewater	\$ 118,391.69	N
Courtenay, City of	Storm Water Master Plan - Courtenay	Capacity Building - Integrated Community Sustainability Planning	\$ 50,000.00	N
Courtenay, City of	17th St Bike Lanes - Design and Construction	Local Roads, Bridges, and Active Transportation	\$ 149,906.73	N
Courtenay, City of	Cumberland Road Improvements - Piercy Avenue to 16th Avenue	Local Roads, Bridges, and Active Transportation	\$ 332,211.92	Y
Courtenay, City of	6th Street Bridge Multi-Use Active Transportation Bridge Construction	Local Roads, Bridges, and Active Transportation	\$ 171,491.22	N
Courtenay, City of	Greenwood Sewer Trunk Re-routing	Wastewater	\$ 1,000,000.00	N
Cowichan Valley, Regional District of	Cobble Hill Wastewater Integration and Re-use Upgrade Project	Wastewater	\$ 285,000.00	Y
Cowichan Valley, Regional District of	Mill Bay Wastewater Integration Phase 1 (Area A)	Wastewater	\$ 2,717,932.00	N
Cowichan Valley, Regional District of	Didiadt First Nation Microgrid Assessment	Capacity Building - Integrated Community Sustainability Planning	\$ 32,171.22	N
Cowichan Valley, Regional District of	Shawnigan Lake Village - Rail Trail Construction	Recreational Infrastructure	\$ 62,445.23	N
Cowichan Valley, Regional District of	Kerry Village Water System - Treatment and New Source Evaluation	Capacity Building - Long-Term Infrastructure Planning	\$ 9,001.80	N
Cowichan Valley, Regional District of	Kerry Park Recreation Centre - DDC Control Replacement	Community Energy Systems	\$ 4,699.00	Y
Cowichan Valley, Regional District of	Youbou Water System - Cypress Road Pipe Replacement	Drinking Water	\$ 58,000.00	Y
Cowichan Valley, Regional District of	Shawnigan Lake North - McKean Road Water Pipe Replacement	Drinking Water	\$ 10,175.02	N
Cowichan Valley, Regional District of	Mesachie Water Reservoir Replacement	Drinking Water	\$ 52,698.16	N
Cowichan Valley, Regional District of	Douglas Hill Water - Well Supply Line Pipe Replacement	Drinking Water	\$ 109,676.90	N
Cowichan Valley, Regional District of	Kerry Park Recreation Centre Parking Lot Upgrades	Recreational Infrastructure	\$ 30,654.00	Y
Cowichan Valley, Regional District of	Roadside Path Along Shawnigan Mill Bay Road	Local Roads, Bridges, and Active Transportation	\$ 27,450.33	N
Cowichan Valley, Regional District of	Shawnigan Lake Community Centre - Condition Based Assessment Upgrades	Recreational Infrastructure	\$ 28,348.00	N
Cowichan Valley, Regional District of	Shellwood Water System - Well Rehabilitation	Drinking Water	\$ 45,486.15	N
Cowichan Valley, Regional District of	Community of Mill Bay - Sewer System Expansion	Wastewater	\$ 11,333.21	N
Cowichan Valley, Regional District of	North Oyster Community Centre - Washroom Expansion	Recreational Infrastructure	\$ 20,000.00	Y
Cowichan Valley, Regional District of	Forbes Hall - Retractable Wall Project - Community of Thetis Island	Recreational Infrastructure	\$ 8,100.00	Y
Cowichan Valley, Regional District of	Mesachie Lake Fire Hall - Retrofit Project	Fire Halls and Fire Stations	\$ 84,000.00	N
Cowichan Valley, Regional District of	Asset Management: Phase 2 - Cowichan Valley	Capacity Building - Asset Management	\$ 110,697.68	N
Cowichan Valley, Regional District of	Shawnigan Lake Community Centre - Signage Replacement	Recreational Infrastructure	\$ 25,000.00	Y
Cowichan Valley, Regional District of	Kerry Park Recreation Centre - Outdoor Park Construction	Sport Infrastructure	\$ 30,000.00	N
Cowichan Valley, Regional District of	Electoral Area E - Roadside Pathways Construction	Local Roads, Bridges, and Active Transportation	\$ 6,859.53	N
Cranbrook, City of	2018 Local Drainage Upgrades - Cranbrook	Wastewater	\$ 7,200.00	N
Cranbrook, City of	Accessible Pedestrian Signals	Local Roads, Bridges, and Active Transportation	\$ 227.00	Y
Cranbrook, City of	Cranbrook Official Community Plan	Capacity Building - Integrated Community Sustainability Planning	\$ 70,137.00	N
Cranbrook, City of	Cranbrook Capital Road Improvements - Various locations	Local Roads, Bridges, and Active Transportation	\$ 600,000.00	Y
Cranbrook, City of	2021 Storm Sewer Replacements	Wastewater	\$ 300,000.00	Y
Creston, Town of	Wastewater Treatment Plant - Solids Dewatering Facility (Sludge Management & Treatment)	Wastewater	\$ 608,982.77	Y
Creston, Town of	Hurl Street Paving Project	Local Roads, Bridges, and Active Transportation	\$ 56,022.84	N
Creston, Town of	Road Paving - Cook Street and 16th Avenue	Local Roads, Bridges, and Active Transportation	\$ 293,115.00	N
Creston, Town of	Storm Sewer Replacement at 16th Avenue South	Wastewater	\$ 126,710.74	N
Creston, Town of	Transportation Master Plan	Capacity Building - Long-Term Infrastructure Planning	\$ 44,632.50	N
Creston, Town of	Creston - New Fire Hall Construction	Fire Halls and Fire Stations	\$ 243,000.00	N
Creston, Town of	Official Community Plan - Zoning Bylaw Amendment	Capacity Building - Integrated Community Sustainability Planning	\$ 4,784.95	N
Daajing Giids, Village of	Transportation Network Improvement Project	Local Roads, Bridges, and Active Transportation	\$ 23,029.76	N

**2021 Canada Community-Building Fund Project List**  
**Projects as reported by Ultimate Recipients between January 1 and December 31, 2021**  
The data found within this report is for information only and subject to change

Ultimate Recipient	Project Title	Investment Category	Funds Spent	Completed?
Daajing Giids, Village of	Charge North: Electric Vehicle Charging Station	Community Energy Systems	\$ 5,000.00	N
Daajing Giids, Village of	Chlorinator Water Treatment Plant	Drinking Water	\$ 25,402.00	N
Daajing Giids, Village of	Tarundl Creek - Secondary Water Intake	Capacity Building - Long-Term Infrastructure Planning	\$ 35,514.00	N
Duncan, City of	Storm Sewer CCTV - Duncan	Capacity Building - Asset Management	\$ 338.00	N
Duncan, City of	Storm Water Quality Analysis - Duncan	Capacity Building - Long-Term Infrastructure Planning	\$ 2,635.54	N
Duncan, City of	Duncan Volunteer Fire Department - Fire Hall Solar Panel Installation Project	Community Energy Systems	\$ 2,505.00	N
Duncan, City of	LED Streetlight Upgrade - Phase 2 - Various Locations	Community Energy Systems	\$ 22,970.00	Y
Duncan, City of	Transportation and Mobility Strategy	Capacity Building - Long-Term Infrastructure Planning	\$ 136,704.02	N
Duncan, City of	Flashing Pedestrian Crosswalk Installation - Various Locations	Local Roads, Bridges, and Active Transportation	\$ 32,850.11	Y
Duncan, City of	McAdams and Rotary Park - Signage and Lighting Installation	Recreational Infrastructure	\$ 9,091.00	Y
Duncan, City of	McAdam and Rotary Parks - Lighting, Trails and Playground Improvements	Recreational Infrastructure	\$ 8,954.50	N
Duncan, City of	Cairnsmore - College Street Path and Lighting Upgrade	Recreational Infrastructure	\$ 6,047.26	Y
East Kootenay, Regional District of	Windermere Treated Water Project	Drinking Water	\$ 1,038,297.00	Y
East Kootenay, Regional District of	Lazy Lake Water Level Control Project - Diversion Ditch and Culvert	Recreational Infrastructure	\$ 4,577.00	N
East Kootenay, Regional District of	Community of Baynes Lake and Kragmont - High Speed Internet Upgrade	Broadband Connectivity	\$ 16,512.00	Y
East Kootenay, Regional District of	Community of Moyie and Area - High Speed Internet Upgrade	Broadband Connectivity	\$ 28,000.00	Y
East Kootenay, Regional District of	Studio Stage Door Community Theatre - Renovation	Cultural Infrastructure	\$ 22,500.00	Y
East Kootenay, Regional District of	Columbia Valley Recreation Strategy	Capacity Building - Integrated Community Sustainability Planning	\$ 50,000.00	Y
East Kootenay, Regional District of	Jim Smith Lake Access and Canadian Pacific Rail (CPR) Crossing Upgrade	Local Roads, Bridges, and Active Transportation	\$ 57,282.00	Y
Elkford, District of	2021 Elkford Capital Paving Program	Local Roads, Bridges, and Active Transportation	\$ 500,000.00	N
Elkford, District of	Asset Management Investment Plan	Capacity Building - Asset Management	\$ 23,675.00	Y
Enderby, City of	Hubert Avenue Reconstruction	Local Roads, Bridges, and Active Transportation	\$ 374,298.00	Y
Esquimalt, Township of	Corridor Management Program	Capacity Building - Asset Management	\$ 40,214.96	N
Esquimalt, Township of	Service Lateral Modification - Public Works Yard	Wastewater	\$ 5,441.42	Y
Esquimalt, Township of	Storm Manhole Modifications - West Bay	Wastewater	\$ 17,676.62	Y
Esquimalt, Township of	Constance Avenue Sidewalk Construction	Local Roads, Bridges, and Active Transportation	\$ 14,317.77	N
Esquimalt, Township of	Accessibility Ramp Installation	Local Roads, Bridges, and Active Transportation	\$ 14,917.87	Y
Esquimalt, Township of	Sanitary Lateral Replacement - 393 Fraser Street	Wastewater	\$ 1,333.59	N
Esquimalt, Township of	Sanitary Pipe Connection - Saxe Point Washroom	Wastewater	\$ 3,533.15	N
Fernie, City of	Fernie Memorial Arena - HVAC Upgrades	Sport Infrastructure	\$ 209,174.19	Y
Fernie, City of	Avalanche Hazard Assessment	Capacity Building - Long-Term Infrastructure Planning	\$ 6,752.00	Y
Fort St. John, City of	Resource Recovery Centre - Fort St. John	Wastewater	\$ 750,000.00	Y
Fort St. John, City of	Sidewalk and Streetlight Installations - 107 Avenue (90-92 Street)	Local Roads, Bridges, and Active Transportation	\$ 218,236.11	Y
Fort St. John, City of	West Bypass Trail Development and Bus Stop Installation	Local Roads, Bridges, and Active Transportation	\$ 166,247.00	Y
Fraser Lake, Village of	White Swan Park - Washroom and Sprinkler Upgrades	Recreational Infrastructure	\$ 3,604.48	Y
Fraser Lake, Village of	Fraser Lake Library Energy Upgrades	Community Energy Systems	\$ 2,726.91	Y
Fraser Lake, Village of	Fraser Lake Museum - Lighting Upgrade	Community Energy Systems	\$ 5,300.00	Y
Fraser Lake, Village of	Fibre Optic Internet Installation - Fraser Lake	Broadband Connectivity	\$ 551,530.00	N
Fraser Lake, Village of	Fraser Lake Municipal Office - Lighting Upgrade	Community Energy Systems	\$ 5,900.00	Y
Fraser Lake, Village of	Fraser Lake Public Works Yard - Lighting Upgrade	Community Energy Systems	\$ 7,500.00	Y
Fraser Lake, Village of	Fraser Lake Fire Hall - Lighting Upgrade	Community Energy Systems	\$ 9,500.00	Y
Fraser Valley, Regional District of	Sewer Gap Analysis Implementation	Wastewater	\$ 290,460.00	Y
Fraser Valley, Regional District of	Cultus Lake Sewer Replacement - Odor Control	Wastewater	\$ 330,316.20	Y
Fraser Valley, Regional District of	Baker Trails Wastewater Treatment Plant - Blower and Pump Replacement	Wastewater	\$ 9,101.84	Y
Fraser Valley, Regional District of	Miracle Valley Aquifer Study	Capacity Building - Long-Term Infrastructure Planning	\$ 49,015.90	N
Fraser Valley, Regional District of	Rural Broadband Connectivity Strategy	Capacity Building - Asset Management	\$ 15,275.00	Y
Fraser Valley, Regional District of	Wilson Dike Access Stairs	Recreational Infrastructure	\$ 290.27	N
Fraser-Fort George, Regional District of	Robson Valley Exploration and Learning Centre Energy Efficiency Upgrades	Community Energy Systems	\$ 10,391.00	Y
Fraser-Fort George, Regional District of	Public Safety Building Site EV Charging Station	Community Energy Systems	\$ 24,760.22	Y
Fraser-Fort George, Regional District of	Tabor Lake Community Sewer System - Embankment Rehabilitation	Wastewater	\$ 343,541.86	N

**2021 Canada Community-Building Fund Project List**  
**Projects as reported by Ultimate Recipients between January 1 and December 31, 2021**  
The data found within this report is for information only and subject to change

Ultimate Recipient	Project Title	Investment Category	Funds Spent	Completed?
Fraser-Fort George, Regional District of	Mackenzie Regional Transfer Station Erosion Remediation	Solid Waste	\$ 132,089.05	N
Fraser-Fort George, Regional District of	Cummings Road Regional Transfer Station Conversion	Solid Waste	\$ 1,597,443.33	N
Fruitvale, Village of	Pine Avenue Rebuild	Local Roads, Bridges, and Active Transportation	\$ 250,000.00	N
Gibsons, Town of	Gibsons Surface Water Monitoring Project - Stormwater Monitoring Equipment Installation	Wastewater	\$ 39,330.00	N
Gibsons, Town of	Town of Gibsons Road Rehabilitation - Arbutus Reach, North Fletcher Road and O'Shea Road	Local Roads, Bridges, and Active Transportation	\$ 467,235.10	Y
Gold River, Village of	Supervisory Control and Data Acquisition (SCADA) Upgrade Project - Wastewater and Drinking Water Systems	Drinking Water	\$ 25,155.50	N
Gold River, Village of	2021 Paving Program - Various Locations	Local Roads, Bridges, and Active Transportation	\$ 58,951.00	Y
Gold River, Village of	Wastewater Treatment Plant - Sludge Dewatering Centrifuge – Surge Protection	Wastewater	\$ 2,745.55	Y
Golden, Town of	Dike Improvements	Disaster Mitigation	\$ 1,287,713.47	N
Golden, Town of	Capital Road Rehabilitation	Local Roads, Bridges, and Active Transportation	\$ 238,321.00	Y
Golden, Town of	Transportation Master Plan	Capacity Building - Long-Term Infrastructure Planning	\$ 79,401.39	N
Grand Forks, City of	Grand Forks Floodplain Risk Management and Protection Project	Capacity Building - Long-Term Infrastructure Planning	\$ 225,323.60	Y
Grand Forks, City of	2021 Paving Assessment Donaldson Drive	Local Roads, Bridges, and Active Transportation	\$ 11,481.48	Y
Grand Forks, City of	Grand Forks Municipal Airport - Runways Improvements	Regional and Local Airports	\$ 20,744.19	Y
Grand Forks, City of	2nd Street Road Rehabilitation	Local Roads, Bridges, and Active Transportation	\$ 97,856.00	Y
Grand Forks, City of	27th Street Road Rehabilitation	Local Roads, Bridges, and Active Transportation	\$ 16,576.00	Y
Grand Forks, City of	11th Street Road Rehabilitation	Local Roads, Bridges, and Active Transportation	\$ 13,328.00	Y
Granisle, Village of	Wastewater Treatment Plant - Sewer Line Upgrades	Wastewater	\$ 37,156.00	Y
Granisle, Village of	Curling Rink Upgrades Phase 1 - Restaurant and Concession	Recreational Infrastructure	\$ 71,549.00	Y
Granisle, Village of	Curling Rink Upgrades Phase 2 - Exterior and Envelope Improvements	Recreational Infrastructure	\$ 14,779.00	Y
Greater Vancouver, Regional District of	Barnston Island Dike - Pump House Electrical Upgrades	Disaster Mitigation	\$ 12,100.00	Y
Greenwood, City of	Greenwood Municipal Playground Construction	Recreational Infrastructure	\$ 16,722.18	Y
Greenwood, City of	City of Greenwood Municipal Campground	Recreational Infrastructure	\$ 53,356.32	Y
Greenwood, City of	Greenwood Municipal Dog Park Construction	Recreational Infrastructure	\$ 8,601.37	Y
Harrison Hot Springs, Village of	Transit Shelter Installation	Public Transit	\$ 2,542.00	Y
Harrison Hot Springs, Village of	Bridge Improvements - Various Locations	Local Roads, Bridges, and Active Transportation	\$ 9,987.75	Y
Highlands, District of	Highlands Pavement Management Program	Local Roads, Bridges, and Active Transportation	\$ 324,357.95	Y
Houston, District of	Downtown Revitalization - Phase 1 - 9th Street	Local Roads, Bridges, and Active Transportation	\$ 412,215.44	N
Houston, District of	Road Rehabilitation - Baggerman Crescent and Omineca Crescent	Local Roads, Bridges, and Active Transportation	\$ 214,000.00	Y
Hudson's Hope, District of	Hudson's Hope Commercial Water Bulk Vending System Upgrade	Drinking Water	\$ 19,361.26	Y
Invermere, District of	Sanitary Sewer Master Plan	Capacity Building - Long-Term Infrastructure Planning	\$ 85,000.00	Y
Kamloops, City of	Universal Water metres - Kamloops	Drinking Water	\$ 16,087.00	N
Kamloops, City of	Active Transportation Infrastructure - Howe Road, Oak Road, Wood Street, Fraser Street, Qu'Appelle Road -	Local Roads, Bridges, and Active Transportation	\$ 329,822.00	N
Kamloops, City of	Westside Community Center Pool	Recreational Infrastructure	\$ 60,047.00	Y
Kamloops, City of	Strathcona Neighbourhood - Drainage Upgrades	Wastewater	\$ 53,373.00	Y
Kamloops, City of	McArthur Island - Service Road Rehabilitation	Local Roads, Bridges, and Active Transportation	\$ 350,000.00	Y
Kamloops, City of	Riverside Park - Water Park Construction	Recreational Infrastructure	\$ 226,431.00	N
Kamloops, City of	McArthur Island Boat Launch and Valleyview Boat Launch - Improvement Projects	Recreational Infrastructure	\$ 235.00	N
Kamloops, City of	Riverside Park - Pickle Ball Court Expansion	Recreational Infrastructure	\$ 61,000.00	Y
Kamloops, City of	Tournament Capital Center - Pool and Building Envelope Upgrades	Recreational Infrastructure	\$ 100,000.00	Y
Kamloops, City of	Pedestrian Crossing Improvements - Various Locations	Local Roads, Bridges, and Active Transportation	\$ 250,000.00	N
Kamloops, City of	Multi-use Path Construction - Desmond Street to Mayfair Road	Local Roads, Bridges, and Active Transportation	\$ 544,569.00	Y
Kaslo, Village of	Public Works Shop Energy Retrofit	Community Energy Systems	\$ 35,513.23	Y
Kelowna, City of	Bicycle Network Construction - Kelowna	Local Roads, Bridges, and Active Transportation	\$ 57,627.64	N
Kelowna, City of	Roads Resurfacing	Local Roads, Bridges, and Active Transportation	\$ 186,200.00	N
Kelowna, City of	Knox Mountain Park Improvements	Recreational Infrastructure	\$ 28,499.29	N
Kelowna, City of	Sutherland Ave - Active Transportation Corridor Construction - Gordon Road to Burch Rd	Local Roads, Bridges, and Active Transportation	\$ 98,430.68	N

**2021 Canada Community-Building Fund Project List**  
**Projects as reported by Ultimate Recipients between January 1 and December 31, 2021**  
The data found within this report is for information only and subject to change

Ultimate Recipient	Project Title	Investment Category	Funds Spent	Completed?
Kelowna, City of	Central Green - Pedestrian Overpass	Local Roads, Bridges, and Active Transportation	\$ 417,306.29	N
Kelowna, City of	City Park Promenade Design and Construction - Phase 2	Tourism Infrastructure	\$ 201,100.00	N
Kelowna, City of	KLO Road Mission Creek Bridge Replacement	Local Roads, Bridges, and Active Transportation	\$ 96,717.70	N
Kelowna, City of	Okanagan Rail Trail - Connection to Waterfront Park Pathway	Local Roads, Bridges, and Active Transportation	\$ 101,493.21	N
Kelowna, City of	Lakeshore Road - Active Transportation Corridor Construction	Local Roads, Bridges, and Active Transportation	\$ 235,500.00	Y
Kelowna, City of	Ethel St Active Transportation Corridor Construction - Rose Ave to Raymer Ave	Local Roads, Bridges, and Active Transportation	\$ 214,890.00	Y
Kelowna, City of	Asset Management System - Kelowna	Capacity Building - Asset Management	\$ 96,602.24	N
Kelowna, City of	Community and Cultural Buildings Infrastructure Renewal	Cultural Infrastructure	\$ 12,787.40	N
Kelowna, City of	Mission Recreational Park Artificial Turf Replacement	Sport Infrastructure	\$ 552,000.00	N
Kelowna, City of	Pickleball Court Improvements	Sport Infrastructure	\$ 35,000.00	N
Kelowna, City of	Lakeshore Road Bridge at Bellevue Creek - Replacement	Local Roads, Bridges, and Active Transportation	\$ 103,000.00	Y
Kelowna, City of	Casorso 4 Active Transportation Corridor - Raymer to KLO	Local Roads, Bridges, and Active Transportation	\$ 81,050.00	N
Kelowna, City of	Casorso 3 - KLO Road to Barrera Road Active Transportation Corridor	Local Roads, Bridges, and Active Transportation	\$ 41,756.42	N
Kelowna, City of	Knox Mountain Slope Reinforcement	Disaster Mitigation	\$ 228,903.67	N
Keremeos, Village of	Keremeos WWTP Upgrade	Wastewater	\$ 194,651.50	N
Keremeos, Village of	Transportation Plan Update	Capacity Building - Long-Term Infrastructure Planning	\$ 17,728.75	N
Kimberley, City of	5th Avenue Sewer Line Replacement (400 Block East)	Wastewater	\$ 177,056.41	Y
Kimberley, City of	Boundary Street Sewer Line Replacement	Wastewater	\$ 12,291.10	N
Kitimat-Stikine, Regional District of	Asset Management Program	Capacity Building - Asset Management	\$ 70,000.00	N
Kitimat-Stikine, Regional District of	Hazelton's Regional Transit Bus Capital Lease Payments	Public Transit	\$ 32,174.00	N
Kitimat-Stikine, Regional District of	Community of Rosswood Tourism and Wayfinding Signage	Tourism Infrastructure	\$ 9,647.87	Y
Kitimat-Stikine, Regional District of	Charge North Electric Vehicle (EV) Charging Stations	Community Energy Systems	\$ 30,000.00	N
Kitimat-Stikine, Regional District of	Gitwinksihlkw Welcome House Cafe - Construction	Tourism Infrastructure	\$ 50,401.00	Y
Kitimat, District of	Sidewalk Reconstruction	Local Roads, Bridges, and Active Transportation	\$ 218,684.51	Y
Kitimat, District of	Kitimat Street Reconstruction	Local Roads, Bridges, and Active Transportation	\$ 46,293.35	N
Kitimat, District of	Road Rehabilitation - Various Locations	Local Roads, Bridges, and Active Transportation	\$ 179,706.49	Y
Kootenay Boundary, Regional District of	Boundary Trails Master Plan	Capacity Building - Long-Term Infrastructure Planning	\$ 9,461.25	N
Kootenay Boundary, Regional District of	Kettle River Watershed Drought Response Plan	Capacity Building - Integrated Community Sustainability Planning	\$ 4,691.01	Y
Kootenay Boundary, Regional District of	North Fork Trans Canada Trail - Surface Installation	Recreational Infrastructure	\$ 12,500.00	Y
Kootenay Boundary, Regional District of	Grand Forks Curling Rink - Facility Condition Assessment	Capacity Building - Asset Management	\$ 4,450.00	Y
Kootenay Boundary, Regional District of	Kettle Valley Wildlife Association - Electrical Upgrades	Recreational Infrastructure	\$ 4,076.75	Y
Kootenay Boundary, Regional District of	Rock Creek & Boundary Fair Association - Washroom & Meeting Room Upgrades	Cultural Infrastructure	\$ 23,000.00	N
Kootenay Boundary, Regional District of	Beaver Valley Curling Club - Ventilation Upgrade	Recreational Infrastructure	\$ 15,000.00	Y
Kootenay Boundary, Regional District of	Jim Blaine Memorial Park - Campground Infrastructure Development (Community of Rock Creek)	Tourism Infrastructure	\$ 33,999.25	Y
Kootenay Boundary, Regional District of	Installation of Surveillance System at the Beaver Valley Golf Club	Capacity Building - Asset Management	\$ 3,750.00	N
Kootenay Boundary, Regional District of	Beaver Mountain - Multi-seasonal Backcountry Shelter Construction	Recreational Infrastructure	\$ 5,000.00	Y
Kootenay Boundary, Regional District of	Black Jack Cross Country Ski Club - Biathlon Ski Area Upgrade	Recreational Infrastructure	\$ 7,500.00	N
Kootenay Boundary, Regional District of	Fruitvale Elementary School - Community Bench Installation	Recreational Infrastructure	\$ 3,750.00	N
Kootenay Boundary, Regional District of	Casino Water District Watermain Replacement - Phase 2	Drinking Water	\$ 30,000.00	Y
Kootenay Boundary, Regional District of	Doukhobor Archive And Research Centre Construction - Phase 1	Cultural Infrastructure	\$ 37,500.00	N
Kootenay Boundary, Regional District of	Community of Beaverdell Ball Park and River Beach Area - Waterless Toilet Facility Construction	Recreational Infrastructure	\$ 12,318.98	Y
Kootenay Boundary, Regional District of	Bridesville Community Hall - Stage Ceiling Repair and Upgrade	Recreational Infrastructure	\$ 26,085.56	Y
Kootenay Boundary, Regional District of	Mazzochi Park - Picnic Tables Installation	Recreational Infrastructure	\$ 5,532.21	Y
Kootenay Boundary, Regional District of	Trail Charles Bailey Theater - Rigging Upgrade	Cultural Infrastructure	\$ 64,000.00	N
Kootenay Boundary, Regional District of	Westbridge Community Hall - Roof Replacement	Recreational Infrastructure	\$ 18,014.06	N
Kootenay Boundary, Regional District of	Mountain Medical Services Society - Roof Replacement	Recreational Infrastructure	\$ 37,500.00	N
Kootenay Boundary, Regional District of	Nine Mile Creek - Drought Management Plan Development	Capacity Building - Long-Term Infrastructure Planning	\$ 7,915.05	N
Ladysmith, Town of	Wastewater Lift Stations - Generator Installation	Wastewater	\$ 128,706.00	Y

**2021 Canada Community-Building Fund Project List**  
**Projects as reported by Ultimate Recipients between January 1 and December 31, 2021**  
The data found within this report is for information only and subject to change

Ultimate Recipient	Project Title	Investment Category	Funds Spent	Completed?
Ladysmith, Town of	Ludlow and Rocky Creek Road Roundabout	Local Roads, Bridges, and Active Transportation	\$ 56,660.80	N
Ladysmith, Town of	Public Works Utilities Washroom Upgrade	Community Energy Systems	\$ 5,000.00	Y
Ladysmith, Town of	Rotary Boat Ramp - Float Replacements	Tourism Infrastructure	\$ 75,000.00	Y
Ladysmith, Town of	Forrest Field Park (Lot 108) - Phase 1 Plan Implementation	Recreational Infrastructure	\$ 23,731.89	N
Ladysmith, Town of	Official Community Plan Review Phase 1	Capacity Building - Integrated Community Sustainability Planning	\$ 65,203.31	N
Lake Country, District of	New Multi-Generational Activity Centre / Upgrades to Existing Seniors Centre and Arena	Recreational Infrastructure	\$ 2,974,945.13	Y
Lake Country, District of	Bottom Wood Lake Road Improvements - Beaver Lake Road to Berry Road	Local Roads, Bridges, and Active Transportation	\$ 200,000.00	N
Lake Country, District of	New Multi-Generational Activity Centre / Upgrades to Existing Seniors Centre and Arena (CWF)	Recreational Infrastructure	\$ 1,402,453.00	Y
Langford, City of	Station Avenue Cultural Hub - Construction	Cultural Infrastructure	\$ 652,650.00	N
Langford, City of	Langford Lake Loop - Path Construction	Local Roads, Bridges, and Active Transportation	\$ 410,793.00	N
Langford, City of	Goldstream Multi-Use Path Construction	Local Roads, Bridges, and Active Transportation	\$ 488,446.00	Y
Langley, City of	Glover Road Watermain Upgrade	Drinking Water	\$ 138,000.00	Y
Langley, Township of	Pavement Overlay & Reconstruction: 248 St from 16 Ave to 24 Ave; 9100 Blk 216; 92Ave from 198St to 200St	Local Roads, Bridges, and Active Transportation	\$ 2,188.95	N
Langley, Township of	Asset Management Software Implementation	Capacity Building - Asset Management	\$ 20,211.00	N
Langley, Township of	Road Stability Glover Road at Rawlison Crescent	Local Roads, Bridges, and Active Transportation	\$ 7,737.00	Y
Langley, Township of	Township of Langley Local Road Improvements - Various Locations	Local Roads, Bridges, and Active Transportation	\$ 433,743.10	N
Lantzville, District of	Village Core Streetscape Design - Phase 1	Local Roads, Bridges, and Active Transportation	\$ 423,975.25	Y
Lantzville, District of	Lantzville Road - Multi Use Path Construction	Local Roads, Bridges, and Active Transportation	\$ 7,999.85	N
Lantzville, District of	Village Core - Revitalization Project - Phase 2	Local Roads, Bridges, and Active Transportation	\$ 2,690.18	N
Lantzville, District of	Sebastion Road - Reconstruction	Local Roads, Bridges, and Active Transportation	\$ 42,113.37	Y
Lillooet, District of	Lillooet Airport Upgrade Project - Fuel Tank Replacement - Phase 1	Regional and Local Airports	\$ 30,288.62	Y
Lillooet, District of	Official Community Plan Update	Capacity Building - Integrated Community Sustainability Planning	\$ 42,065.63	Y
Lillooet, District of	Infrastructure Standards Master Plan	Capacity Building - Long-Term Infrastructure Planning	\$ 7,628.75	N
Lumby, Village of	Pat Duke Memorial Arena Improvements	Recreational Infrastructure	\$ 389,343.75	Y
Lumby, Village of	White Valley Parks, Recreation and Culture Master Plans	Capacity Building - Asset Management	\$ 6,378.72	N
Lumby, Village of	Cemetery Master Plan and Implementation	Cultural Infrastructure	\$ 4,770.00	N
Lumby, Village of	Sidewalk Reconstruction - Glencaird: Park Avenue to Shuswap Avenue	Local Roads, Bridges, and Active Transportation	\$ 24,500.00	Y
Lumby, Village of	White Valley Community Centre - HVAC Mechanical Upgrade	Recreational Infrastructure	\$ 26,603.81	Y
Lumby, Village of	Royals Park Washroom Upgrade	Recreational Infrastructure	\$ 5,970.51	Y
Lumby, Village of	Pat Duke Arena - Ice Plant Ventilation Fan Installation	Recreational Infrastructure	\$ 15,173.98	Y
Lumby, Village of	Mabel Lake Hall Upgrades	Recreational Infrastructure	\$ 2,947.27	Y
Lumby, Village of	Sidewalk Reconstruction - Saddlevue	Local Roads, Bridges, and Active Transportation	\$ 217,804.45	Y
Maple Ridge, City of	Albion Community Centre	Recreational Infrastructure	\$ 372,012.90	N
Masset, Village of	Howard Phillips Community Hall - Heating and Lighting Upgrades	Recreational Infrastructure	\$ 72,567.00	Y
Masset, Village of	Masset Municipal Airport - Storage Building Construction	Regional and Local Airports	\$ 20,000.00	N
Masset, Village of	Village of Masset Main Street Vision and Action Plan	Capacity Building - Integrated Community Sustainability Planning	\$ 25,000.00	N
Masset, Village of	Asset Management Plan Development	Capacity Building - Asset Management	\$ 32,785.00	N
McBride, Village of	McBride Transfer Station Road Rehabilitation	Local Roads, Bridges, and Active Transportation	\$ 21,273.71	Y
McBride, Village of	Shantz Place Road Rehabilitation	Local Roads, Bridges, and Active Transportation	\$ 11,615.76	N
McBride, Village of	Road Rehabilitation - Paving 1st Avenue at Main Street	Local Roads, Bridges, and Active Transportation	\$ 43,239.89	Y
McBride, Village of	Road Rehabilitation - Southeast Frontage Road at Robson Centre Entrance	Local Roads, Bridges, and Active Transportation	\$ 44,591.14	Y
McBride, Village of	Road Rehabilitation - Paving at Intersection of 5th Avenue and Main Street	Local Roads, Bridges, and Active Transportation	\$ 15,201.53	Y
McBride, Village of	Road Rehabilitation - King Street from East of Intersection of 5th Avenue to McBride Crescent	Local Roads, Bridges, and Active Transportation	\$ 25,233.60	Y
McBride, Village of	Road Paving - Bridge Road	Local Roads, Bridges, and Active Transportation	\$ 78,216.95	Y
Merritt, City of	Pickle Ball Courts Construction - N'Kwala Park	Recreational Infrastructure	\$ 39,148.62	Y
Merritt, City of	Coldwater Trail Design and Rebuild	Local Roads, Bridges, and Active Transportation	\$ 58,223.61	N
Metchosin, District of	Liberty Drive Asphalt Resurfacing Project	Local Roads, Bridges, and Active Transportation	\$ 300,000.00	Y

**2021 Canada Community-Building Fund Project List**  
**Projects as reported by Ultimate Recipients between January 1 and December 31, 2021**  
The data found within this report is for information only and subject to change

Ultimate Recipient	Project Title	Investment Category	Funds Spent	Completed?
Metchosis, District of	Happy Valley Roadside Trail Project	Local Roads, Bridges, and Active Transportation	\$ 35,480.85	Y
Metchosis, District of	Pears Road Roadside Trail Project	Local Roads, Bridges, and Active Transportation	\$ 10,209.61	Y
Midway, Village of	Village of Midway Boundary Expo Recreation Centre (Arena) LED Light Replacement Project	Community Energy Systems	\$ 11,623.00	Y
Midway, Village of	Midway Community Garden - Greenhouse Installation Project	Recreational Infrastructure	\$ 7,390.00	N
Mission, City of	Pavement Management Program - Mission	Local Roads, Bridges, and Active Transportation	\$ 500,000.00	N
Mission, City of	Asset Management System	Capacity Building - Asset Management	\$ 11,090.35	N
Mission, City of	Waterfront Pre-Development Planning	Capacity Building - Long-Term Infrastructure Planning	\$ 329,806.71	N
Mission, City of	Walkway and Sidewalk Additions - Walkway/Sidewalk Additions	Local Roads, Bridges, and Active Transportation	\$ 410,597.00	N
Mount Waddington, Regional District of	Coal Harbour Solar Backup Power System	Community Energy Systems	\$ 18,556.00	Y
Mount Waddington, Regional District of	Coal Harbour Waste Water Plant Upgrade	Wastewater	\$ 20,331.00	Y
Mount Waddington, Regional District of	Coal Harbour Lift Station #2 - Battery Backup System	Wastewater	\$ 32,000.00	Y
Mount Waddington, Regional District of	Bear Proof Trash and Recycling Bins Purchase	Solid Waste	\$ 11,442.93	Y
Mount Waddington, Regional District of	Community of Woss - Water Supply Resiliency Project	Drinking Water	\$ 7,861.29	N
Mount Waddington, Regional District of	Mount Waddington Local Service Power Outage Resiliency Project	Wastewater	\$ 253,600.26	N
Nakusp, Village of	Nakusp Arena - Ice Plant Upgrades - Phase 2	Recreational Infrastructure	\$ 55,000.00	N
Nanaimo, City of	Facilities and Park Amenities Condition Assessment Program	Capacity Building - Asset Management	\$ 236,074.87	N
Nanaimo, City of	Georgia Ave Greenway - Construction	Local Roads, Bridges, and Active Transportation	\$ 12,750.41	N
Nanaimo, City of	Metral Drive Corridor & Utility Project - Phase 1 (Mostar Road to Turner Road)	Local Roads, Bridges, and Active Transportation	\$ 2,008,393.52	N
Nanaimo, City of	Downtown Cycling Loop Project - Comox Road to Victoria Cres	Local Roads, Bridges, and Active Transportation	\$ 360,461.35	N
Nanaimo, City of	Fourth St & Albert St Complete Streets (formerly Harewood VIU to Downtown Bikeway Phase 3)	Local Roads, Bridges, and Active Transportation	\$ 64,322.00	N
Nanaimo, City of	Cycling Transportation Improvements - Bowen Rd, Morey to Caspers	Local Roads, Bridges, and Active Transportation	\$ 30,694.00	N
Nanaimo, City of	Harewood Centennial Youth Park - Skateboard / Bike Park Construction	Recreational Infrastructure	\$ 9,728.64	N
Nanaimo, City of	Rotary Bowl Track Surface Replacement Phase 1	Sport Infrastructure	\$ 1,175,097.99	N
Nanaimo, City of	Corporate Asset Management System (CAMS)	Capacity Building - Asset Management	\$ 181,322.95	N
Nanaimo, City of	Serauxmen Field Fencing Replacement	Sport Infrastructure	\$ 565,310.00	N
Nanaimo, City of	Port Theatre - Window Replacement	Cultural Infrastructure	\$ 558,067.59	N
Nanaimo, City of	Beban Park Recreation Centre Electrical Upgrades	Recreational Infrastructure	\$ 1,294,787.34	N
Nanaimo, City of	Bowen Park Millstone Pedestrian Bridge Replacement	Local Roads, Bridges, and Active Transportation	\$ 40.00	N
Nanaimo, City of	Stadium District Phase 1	Sport Infrastructure	\$ 655,831.57	N
Nanaimo, City of	Metral Drive Corridor Phase 2 (Turner Road to Aulds Road)	Local Roads, Bridges, and Active Transportation	\$ 1,161,503.83	N
Nanaimo, City of	Sidewalk 700 Block Haliburton Street Construction	Local Roads, Bridges, and Active Transportation	\$ 28,618.75	N
Nanaimo, City of	Downtown Cycling Loop Front Street Comox to Gabriola Ferry	Local Roads, Bridges, and Active Transportation	\$ 98,319.36	N
Nanaimo, City of	Project cancelled funds to be reallocated in 2022	Local Roads, Bridges, and Active Transportation	\$ 6,527.50	N
Nanaimo, Regional District of	Gabriola Village Trail Development and Construction	Local Roads, Bridges, and Active Transportation	\$ 572,579.00	N
Nanaimo, Regional District of	Whiskey Creek Water System - Well Development	Drinking Water	\$ 54,369.00	N
Nanaimo, Regional District of	Greater Nanaimo Pollution Control Centre Secondary Treatment Upgrade Project	Wastewater	\$ 900,000.00	Y
Nanaimo, Regional District of	Meadowood Community Recreation Centre Construction	Recreational Infrastructure	\$ 1,859,372.00	N
Nanaimo, Regional District of	Huxley Park - Upgrades	Recreational Infrastructure	\$ 60,636.00	Y
Nanaimo, Regional District of	Little Qualicum Hall - Upgrades	Recreational Infrastructure	\$ 21,361.00	N
Nanaimo, Regional District of	Lighthouse Community Centre - Infrastructure Upgrades	Recreational Infrastructure	\$ 110,757.00	N
Nanaimo, Regional District of	North Cedar Improvement District Water System Upgrades	Drinking Water	\$ 93,482.00	N
Nanaimo, Regional District of	Cedar Community Hall - Parking Lot Paving	Recreational Infrastructure	\$ 3,565.00	Y
Nanaimo, Regional District of	Community of Bowser Legion - Outdoor Infrastructure Upgrades	Recreational Infrastructure	\$ 77,660.00	Y
Nanaimo, Regional District of	Electoral Area C - Anders Dorrits Park Development	Recreational Infrastructure	\$ 134,721.00	N
Nanaimo, Regional District of	Electoral Area G - Maple Lane Community Park Development	Recreational Infrastructure	\$ 56,770.00	Y
Nanaimo, Regional District of	Electoral Area G - Kincade Pump Station Upgrades	Wastewater	\$ 2,000.00	N
Nanaimo, Regional District of	Electoral Area G Official Community Plan - Active Transportation Upate	Capacity Building - Integrated Community Sustainability Planning	\$ 38,338.00	N
Nanaimo, Regional District of	Community of Sandpiper - Water System Quality Improvements	Drinking Water	\$ 39,897.00	N

**2021 Canada Community-Building Fund Project List**  
**Projects as reported by Ultimate Recipients between January 1 and December 31, 2021**  
The data found within this report is for information only and subject to change

Ultimate Recipient	Project Title	Investment Category	Funds Spent	Completed?
Nanaimo, Regional District of	Ecole Oceanside Elementary - New Playground Equipment	Recreational Infrastructure	\$ 25,000.00	Y
Nelson, City of	City of Nelson Water Master Plan Supplementary Sources	Drinking Water	\$ 1,119,296.63	N
Nelson, City of	Nelson Capital Road Improvements - Various Locations	Local Roads, Bridges, and Active Transportation	\$ 930,000.00	Y
Nelson, City of	2021 Lakeside Pathway Paving Project	Local Roads, Bridges, and Active Transportation	\$ 144,000.00	Y
New Denver, Village of	Denver Siding Water Quality Upgrade	Drinking Water	\$ 2,808.00	N
New Denver, Village of	Knox Hall Renovation and Improvements	Cultural Infrastructure	\$ 39,080.00	Y
New Denver, Village of	Active Transportation Network Plan	Capacity Building - Long-Term Infrastructure Planning	\$ 31,780.00	Y
New Hazelton, District of	Upper Skeena Recreation Centre - Heart of Hazeltons Project	Recreational Infrastructure	\$ 40,000.00	N
New Westminster, City of	Queen's Park Arena - Ice Plant System Replacement	Recreational Infrastructure	\$ 547,544.51	N
North Coast, Regional District of	Electoral Area D Landfill - Progressive Closure and Capping	Solid Waste	\$ 9,647.41	N
North Coast, Regional District of	Regional Solid Waste Management Plan	Capacity Building - Long-Term Infrastructure Planning	\$ 2,099.24	N
North Coast, Regional District of	Oona River Community Centre - Drinking Water Well Project	Drinking Water	\$ 16,232.53	Y
North Cowichan, District of	North Cowichan Aquatic Centre Retrofit and Expansion Project	Recreational Infrastructure	\$ 2,377,004.00	Y
North Cowichan, District of	Chemainus Road Corridor Upgrade	Local Roads, Bridges, and Active Transportation	\$ 499,286.25	Y
North Cowichan, District of	Arthur St to Coronation St Water Main Replacement	Drinking Water	\$ 100,000.00	N
North Cowichan, District of	Smiley Road Watermain Replacement	Drinking Water	\$ 100,000.00	Y
North Cowichan, District of	Cowichan Lake Road Sidewalk	Local Roads, Bridges, and Active Transportation	\$ 281,876.00	Y
North Cowichan, District of	Ford and Drinkwater Road Improvements	Local Roads, Bridges, and Active Transportation	\$ 207,532.00	N
North Cowichan, District of	North Cowichan Aquatic Centre Retrofit and Expansion Project	Recreational Infrastructure	\$ 177,527.00	Y
North Okanagan, Regional District of	Cools Pond Viewing Platform	Recreational Infrastructure	\$ 2,857.14	N
North Okanagan, Regional District of	Mid Shuswap River and Bessette Creek three-Year Water Quality Monitoring Program	Capacity Building - Long-Term Infrastructure Planning	\$ 4,833.50	Y
North Okanagan, Regional District of	White Valley Parks, Recreation and Culture Master Plans	Capacity Building - Asset Management	\$ 10,061.28	N
North Okanagan, Regional District of	Electoral Area "F" Local Parks Master Plan	Capacity Building - Long-Term Infrastructure Planning	\$ 10,766.67	N
North Okanagan, Regional District of	Bridge Educational Society - Community Garden Wildlife Fencing	Recreational Infrastructure	\$ 10,000.00	Y
North Okanagan, Regional District of	Electoral Area "F" Community Hall Facility Condition Assessments	Capacity Building - Asset Management	\$ 13,175.82	N
North Okanagan, Regional District of	Sandy Beach (Canoe Beach) Park Development	Recreational Infrastructure	\$ 19,045.20	Y
North Okanagan, Regional District of	Keddleston Groundwater Study	Capacity Building - Long-Term Infrastructure Planning	\$ 115,781.97	N
North Okanagan, Regional District of	BX Ranch Park - Dog Park Fencing	Recreational Infrastructure	\$ 27,917.58	Y
North Okanagan, Regional District of	Commonage Road - Pedestrian Cycling Pathway Construction	Local Roads, Bridges, and Active Transportation	\$ 25,000.00	Y
North Okanagan, Regional District of	Electoral Areas "B" and "C" Community Parks Signage	Recreational Infrastructure	\$ 38,688.31	Y
North Okanagan, Regional District of	Black Rock Park Trail Development	Recreational Infrastructure	\$ 27,995.00	N
North Okanagan, Regional District of	N'Kwala Park Soccer Field Upgrades	Recreational Infrastructure	\$ 20,603.88	Y
North Okanagan, Regional District of	Wastewater Recovery Project - Areas "B" and "C" Residential Infill Plan	Capacity Building - Long-Term Infrastructure Planning	\$ 32,961.67	N
North Okanagan, Regional District of	Wastewater Recovery Project - Electoral Areas "B" and "C" Preliminary Servicing Plan	Capacity Building - Long-Term Infrastructure Planning	\$ 23,669.60	Y
North Okanagan, Regional District of	Zoning Bylaw Review and Update	Capacity Building - Integrated Community Sustainability Planning	\$ 8,074.28	N
North Okanagan, Regional District of	Putula Park Lighting Upgrade	Recreational Infrastructure	\$ 6,736.00	Y
North Okanagan, Regional District of	Mabel Lake Water Mainline Valves	Drinking Water	\$ 103,222.12	Y
North Okanagan, Regional District of	White Valley Community Centre - HVAC Mechanical Upgrade	Recreational Infrastructure	\$ 32,254.18	Y
North Okanagan, Regional District of	Royals Park Washroom Upgrade	Recreational Infrastructure	\$ 7,238.59	Y
North Okanagan, Regional District of	Pat Duke Arena - Ice Plant Ventilation Fan Installation	Recreational Infrastructure	\$ 18,396.78	Y
North Okanagan, Regional District of	Mabel Lake Community Hall - Upgrades	Recreational Infrastructure	\$ 3,573.23	Y
North Okanagan, Regional District of	Village of Lumby and Electoral Area "D" - Tourist Signage Project	Tourism Infrastructure	\$ 30,000.00	Y
North Okanagan, Regional District of	Cherryville Community Hall - Upgrades	Recreational Infrastructure	\$ 60,000.00	Y
North Okanagan, Regional District of	Francis Street Pedestrian and Cycling Pathway Construction	Local Roads, Bridges, and Active Transportation	\$ 39,840.00	Y
North Okanagan, Regional District of	Old Kamloops Road Pedestrian and Cycling Pathway Construction	Local Roads, Bridges, and Active Transportation	\$ 75,000.00	Y
North Okanagan, Regional District of	Riverside Community Hall - Siding Replacement	Recreational Infrastructure	\$ 9,100.00	Y
North Okanagan, Regional District of	Cherryville Water Quality Monitoring Program	Capacity Building - Integrated Community Sustainability Planning	\$ 3,143.14	Y
North Okanagan, Regional District of	Putula Park - Outdoor Rink Upgrade	Recreational Infrastructure	\$ 26,973.63	N
North Okanagan, Regional District of	Grey Canal Trail Development	Local Roads, Bridges, and Active Transportation	\$ 159,814.20	Y
North Okanagan, Regional District of	Greater Vernon Athletics Park - Upgrades	Sport Infrastructure	\$ 238,000.00	N

**2021 Canada Community-Building Fund Project List**  
**Projects as reported by Ultimate Recipients between January 1 and December 31, 2021**  
The data found within this report is for information only and subject to change

Ultimate Recipient	Project Title	Investment Category	Funds Spent	Completed?
North Okanagan, Regional District of	Kalamalka Lake - Paddle Board Trail Corridor Development	Recreational Infrastructure	\$ 500.00	N
North Okanagan, Regional District of	Boys and Girls Club - HVAC and Window Replacement	Recreational Infrastructure	\$ 14,870.00	N
North Okanagan, Regional District of	BX Creek Trail - BX Falls Staircase Replacement	Local Roads, Bridges, and Active Transportation	\$ 25,000.00	N
North Okanagan, Regional District of	Cherryville Community Food & Resource Society Building - Renovation	Cultural Infrastructure	\$ 60,000.00	Y
North Okanagan, Regional District of	BX Ranchlands Park - Perimetre Trail Construction	Local Roads, Bridges, and Active Transportation	\$ 36,197.50	N
North Okanagan, Regional District of	Hanson Park - Flood Mitigation Works	Disaster Mitigation	\$ 5,790.26	N
North Okanagan, Regional District of	Summit Lake Ski Area - T-bar Haul Rope Replacement	Recreational Infrastructure	\$ 2,500.00	Y
North Okanagan, Regional District of	Cherryville Community Hall - Digital Sign Installation	Recreational Infrastructure	\$ 4,060.00	Y
North Saanich, District of	Scoter Trail Rehabilitation - Phase 2	Local Roads, Bridges, and Active Transportation	\$ 10,507.26	Y
North Saanich, District of	Green Waste Facility Project	Solid Waste	\$ 10,296.78	N
North Saanich, District of	McDonald Park Road Multi-Use Path	Local Roads, Bridges, and Active Transportation	\$ 15,676.94	N
North Vancouver, City of	Brooksbank Ave Upgrades - Keith Road to Cotton Road	Local Roads, Bridges, and Active Transportation	\$ 436,773.54	Y
North Vancouver, District of	Highland Boulevard Road Rehabilitation: Ridgewood Drive - Woodbine Drive	Local Roads, Bridges, and Active Transportation	\$ 137,644.10	Y
North Vancouver, District of	Highland Boulevard Road Rehabilitation: Woodbine Drive Intersection	Local Roads, Bridges, and Active Transportation	\$ 114,266.34	Y
North Vancouver, District of	Highland Boulevard Road Rehabilitation: Wavertree Road - Tudor Avenue	Local Roads, Bridges, and Active Transportation	\$ 185,965.83	Y
North Vancouver, District of	Lynn Avenue Road Rehabilitation: Crown Street - Main Street	Local Roads, Bridges, and Active Transportation	\$ 119,390.49	Y
North Vancouver, District of	Montroyal Place Road Rehabilitation: Skyline Drive - Ranger Drive	Local Roads, Bridges, and Active Transportation	\$ 81,713.69	Y
Northern Rockies, Regional Municipality of	Northern Rockies Regional Municipality Landfill - Composting and Waste Diversion Project	Solid Waste	\$ 102,614.00	N
Northern Rockies, Regional Municipality of	Asset Management System Development	Capacity Building - Asset Management	\$ 69,866.00	N
Northern Rockies, Regional Municipality of	Airport Facilities Renewal	Regional and Local Airports	\$ 285,562.00	N
Oak Bay, District of	Sewer Infrastructure Work - Develop/upgrade wastewater and storm water systems	Wastewater	\$ 1,112,350.40	N
Oak Bay, District of	District of Oak Bay - Capital Road Rehabilitation	Local Roads, Bridges, and Active Transportation	\$ 774,249.98	N
Oak Bay, District of	Project cancelled funds to be reallocated in 2022	Fire Halls and Fire Stations	\$ 124,898.97	Y
Okanagan-Similkameen, Regional District of	Okanagan Falls Constructed Wetland Project	Wastewater	\$ 45,604.27	N
Okanagan-Similkameen, Regional District of	Keremeos Landfill Closure	Solid Waste	\$ 12,728.48	N
Okanagan-Similkameen, Regional District of	Heritage Hills Park - Construction Project	Recreational Infrastructure	\$ 111,797.69	N
Okanagan-Similkameen, Regional District of	Okanagan Falls Lift Station #3 Upgrade	Wastewater	\$ 34,650.36	N
Okanagan-Similkameen, Regional District of	Manitou & Wharf Park Washrooms	Recreational Infrastructure	\$ 2,305.75	Y
Okanagan-Similkameen, Regional District of	Olalla Water System Watermain Design & Variable Frequency Drive Replacement	Drinking Water	\$ 83,666.17	Y
Okanagan-Similkameen, Regional District of	Tulameen Rink Park Improvements	Recreational Infrastructure	\$ 11,361.23	Y
Okanagan-Similkameen, Regional District of	Lower Nipit Irrigation District Conversion	Capacity Building - Long-Term Infrastructure Planning	\$ 43,173.25	Y
Okanagan-Similkameen, Regional District of	Osoyoos Lake Pedestrian Corridor - Retaining Wall Replacement	Recreational Infrastructure	\$ 9,627.50	N
Okanagan-Similkameen, Regional District of	Osoyoos Lake Park Improvements	Recreational Infrastructure	\$ 16,226.09	Y
Okanagan-Similkameen, Regional District of	Similkameen Rail Trail Construction	Recreational Infrastructure	\$ 99,818.57	N
Okanagan-Similkameen, Regional District of	Willowbrook Water Well Head Protection and Reservoir Design	Drinking Water	\$ 11,763.92	N
Okanagan-Similkameen, Regional District of	Centennial Park Washroom Construction	Recreational Infrastructure	\$ 1,069.23	N

**2021 Canada Community-Building Fund Project List**  
**Projects as reported by Ultimate Recipients between January 1 and December 31, 2021**  
The data found within this report is for information only and subject to change

Ultimate Recipient	Project Title	Investment Category	Funds Spent	Completed?
Okanagan-Similkameen, Regional District of	Okanagan Falls Public Boat Launch - Landscaping Improvements	Recreational Infrastructure	\$ 6,263.50	Y
Okanagan-Similkameen, Regional District of	Okanagan Falls Park - Sport Court Surfacing	Recreational Infrastructure	\$ 30,082.00	Y
Okanagan-Similkameen, Regional District of	Community of Naramata - Liquid Waste Management Plan	Capacity Building - Long-Term Infrastructure Planning	\$ 37,691.50	N
Okanagan-Similkameen, Regional District of	Manitou Park Improvements	Recreational Infrastructure	\$ 37,576.22	N
Okanagan-Similkameen, Regional District of	Community of West Bench - Water System SCADA Upgrades	Drinking Water	\$ 4,330.70	N
Okanagan-Similkameen, Regional District of	Mariposa Park Development Plan	Capacity Building - Long-Term Infrastructure Planning	\$ 12,590.44	Y
Okanagan-Similkameen, Regional District of	Martin's Lake Recreation Site - Picnic Shelter Construction	Recreational Infrastructure	\$ 15,000.00	Y
Okanagan-Similkameen, Regional District of	Chain Lake Dam Safety Upgrades	Disaster Mitigation	\$ 22,898.01	N
Okanagan-Similkameen, Regional District of	Community of Missezula Lake Water System - SCADA Integration	Drinking Water	\$ 3,184.84	Y
Okanagan-Similkameen, Regional District of	Tulameen Park Development Plan	Capacity Building - Long-Term Infrastructure Planning	\$ 716.99	N
Okanagan-Similkameen, Regional District of	Pioneer Park Improvements	Recreational Infrastructure	\$ 29,700.56	N
Oliver, Town of	Station Street Rehabilitation Phase II	Local Roads, Bridges, and Active Transportation	\$ 524,000.00	Y
Osoyoos, Town of	Town of Osoyoos Road Rehabilitation: Vedette Drive - Jubilee Drive to Valient Lane	Local Roads, Bridges, and Active Transportation	\$ 300,000.00	Y
Parksville, City of	Hirst and Memorial Avenue Upgrades	Local Roads, Bridges, and Active Transportation	\$ 250,000.00	N
Parksville, City of	Oceanside Track Upgrades	Recreational Infrastructure	\$ 250,000.00	N
Peace River, Regional District of	Buick Creek Community Club - Furnace Upgrade	Recreational Infrastructure	\$ 7,832.00	Y
Peace River, Regional District of	Cecil Lake Community Centre - Outdoor Facility Upgrades	Recreational Infrastructure	\$ 34,273.49	Y
Peace River, Regional District of	Charlie Lake Fire Hall - Condition Assessment	Capacity Building - Asset Management	\$ 7,930.85	Y
Peace River, Regional District of	Chetwynd and District Rod and Gun Club - Interior Lighting	Recreational Infrastructure	\$ 10,445.41	Y
Peace River, Regional District of	Moberly Lake Fire Hall - Condition Assessment	Capacity Building - Asset Management	\$ 7,596.85	Y
Peace River, Regional District of	Charlie Lake Fire Hall - Hot Water Heater Replacement	Community Energy Systems	\$ 8,202.32	Y
Peace River, Regional District of	Chilton Subdivision - Sewer Condition Assessment	Capacity Building - Asset Management	\$ 50,000.00	Y
Peace River, Regional District of	Community of Rolla - Dyke Decommissioning Long-term Infrastructure Plan	Capacity Building - Long-Term Infrastructure Planning	\$ 23,816.49	N
Peace River, Regional District of	Community of Rolla - Sewer System Upgrades and Municipal Wastewater Compliance	Wastewater	\$ 102,948.18	N
Peace River, Regional District of	Kelly Lake Subdivision - Sewer Condition Assessment and Upgrades	Capacity Building - Asset Management	\$ 43,421.09	N
Peace River, Regional District of	Clearview Arena - Ventilation System	Recreational Infrastructure	\$ 9,371.25	N
Peace River, Regional District of	Cutbank Community Club - Exterior Façade Improvement	Recreational Infrastructure	\$ 40,806.87	Y
Peace River, Regional District of	Friesen Subdivision - Sewer Condition Assessment and Capital Upgrades - Phase 1	Capacity Building - Asset Management	\$ 48,481.43	N
Peace River, Regional District of	Harper Imperial Subdivision - Sewer Condition Assessment and Capital Upgrades - Phase 1	Capacity Building - Asset Management	\$ 43,054.44	N
Peace River, Regional District of	Moberly and Jackfish Lake Community Halls - Condition Assessments	Capacity Building - Asset Management	\$ 8,789.64	Y
Peace River, Regional District of	McLeod Recreation and Social Services Society - Zamboni Building Construction	Recreational Infrastructure	\$ 13,614.00	Y
Peachland, District of	Trepanier Creek Interconnect	Drinking Water	\$ 4,164,995.81	N
Peachland, District of	Storm Infrastructure Improvements	Wastewater	\$ 63,966.37	Y
Peachland, District of	Historic Peachland School Roof Replacement	Cultural Infrastructure	\$ 1,736.82	Y
Peachland, District of	Peachland Museum Upgrades	Cultural Infrastructure	\$ 15,650.00	N
Peachland, District of	Heritage Park Improvement	Recreational Infrastructure	\$ 456,559.08	Y
Peachland, District of	Swim Bay Zipline Replacement	Recreational Infrastructure	\$ 1,750.00	Y
Peachland, District of	Todd's Dock Replacement	Recreational Infrastructure	\$ 3,349.53	Y

**2021 Canada Community-Building Fund Project List**  
**Projects as reported by Ultimate Recipients between January 1 and December 31, 2021**  
The data found within this report is for information only and subject to change

Ultimate Recipient	Project Title	Investment Category	Funds Spent	Completed?
Peachland, District of	LED Street Lighting Upgrade - Various Locations	Community Energy Systems	\$ 9,244.63	Y
Pemberton, Village of	Improving Community Resiliency Through Vital Infrastructure Rehabilitation	Local Roads, Bridges, and Active Transportation	\$ 798,546.00	Y
Pemberton, Village of	Regional Economic Development Strategy and Action Plan	Capacity Building - Integrated Community Sustainability Planning	\$ 1,140.00	N
Pemberton, Village of	Climate Action Plan	Capacity Building - Integrated Community Sustainability Planning	\$ 4,763.19	N
Pemberton, Village of	One Mile Lake Culvert Project	Local Roads, Bridges, and Active Transportation	\$ 4,159.45	Y
Penticton, City of	Lier House Building and Safety Upgrades	Cultural Infrastructure	\$ 4,240.97	Y
Penticton, City of	McLaren Arena - New Roof	Recreational Infrastructure	\$ 22,300.00	Y
Penticton, City of	McLaren Arena Refrigeration System Upgrade	Recreational Infrastructure	\$ 491,524.53	Y
Penticton, City of	Memorial Arena Electrical Upgrade	Recreational Infrastructure	\$ 21,800.94	Y
Penticton, City of	Penticton Trade and Convention Centre Mechanical Upgrades & Roof Upgrades	Tourism Infrastructure	\$ 219,275.50	N
Penticton, City of	Pavement Management: Rehabilitation of Skaha Lake Road and Eckhardt Avenue	Local Roads, Bridges, and Active Transportation	\$ 20,605.51	Y
Penticton, City of	Penticton's Downtown Revitalization Project	Local Roads, Bridges, and Active Transportation	\$ 28,248.57	Y
Penticton, City of	Woodstock Road - Reconstruction	Local Roads, Bridges, and Active Transportation	\$ 8,412.50	N
Penticton, City of	Intersection and Road Marking Improvements for Fairview Road and the Intersections of Wade Avenue & Ellis Street and Government Avenue & Dawson Avenue	Local Roads, Bridges, and Active Transportation	\$ 56,823.39	N
Penticton, City of	Lake to Lake Bike Route Sections 3 & 4	Local Roads, Bridges, and Active Transportation	\$ 1,281,142.46	Y
Penticton, City of	South Okanagan Events Center Complex: Okanagan Hockey School Training Rink - Refrigeration Control Panel Replacement	Sport Infrastructure	\$ 18,371.14	N
Penticton, City of	Penticton South Okanagan Events Center - Legacy Point of Sale Enhancement	Tourism Infrastructure	\$ 20,201.39	N
Penticton, City of	Penticton Parkway 2 Ball Field - Outfield Fence Expansion	Recreational Infrastructure	\$ 15,181.47	N
Penticton, City of	Penticton Pavement Management: Rehabilitation of Main Street, Dartmouth Road, and Fairview Road	Local Roads, Bridges, and Active Transportation	\$ 876,689.82	N
Penticton, City of	Churchill Avenue Sidewalk, Curb and Gutter Expansion and Traffic Calming Enhancements - Various Locations in Penticton	Local Roads, Bridges, and Active Transportation	\$ 241,647.31	N
Pitt Meadows, City of	Pitt Meadows Family Recreation Centre - HVAC Upgrades	Recreational Infrastructure	\$ 16,381.20	Y
Pitt Meadows, City of	Pitt Meadows Active Transportation Improvements - Various Locations	Local Roads, Bridges, and Active Transportation	\$ 30,000.00	Y
Port Alberni, City of	Strategic Asset Management Plan Development and Implementation	Capacity Building - Asset Management	\$ 354,395.00	Y
Port Alberni, City of	4th Avenue - Bruce St. to Melrose St. - Storm & Sewer Separation	Wastewater	\$ 2,514.93	Y
Port Alberni, City of	McLean Mill Dam - Structural Upgrade	Disaster Mitigation	\$ 140,000.00	Y
Port Alberni, City of	Melrose Street - 6th to 8th Avenue Paving and Storm improvements	Wastewater	\$ 126,547.73	N
Port Alice, Village of	Streetlight Replacement	Community Energy Systems	\$ 25,262.00	N
Port Alice, Village of	Sewer Treatment Plant Odor Control	Wastewater	\$ 9,662.00	Y
Port Clements, Village of	Sewer Lift Station Upgrade	Wastewater	\$ 50,867.80	Y
Port Coquitlam, City of	McAllister Avenue Improvements	Local Roads, Bridges, and Active Transportation	\$ 965,000.00	N
Port Edward, District of	Port Edward - Asset Management (Part B)	Capacity Building - Asset Management	\$ 15,877.68	Y
Port Edward, District of	Road Improvement Project - Wildwood Avenue and Evergreen Drive North	Local Roads, Bridges, and Active Transportation	\$ 153,224.88	Y
Port Hardy, District of	Gibraltar Street and Market Street Road Upgrades	Local Roads, Bridges, and Active Transportation	\$ 154,510.00	Y
Port McNeill, Town of	Port McNeill Municipal P Dock and Ramp Replacement	Tourism Infrastructure	\$ 156,750.00	N
Port Moody, City of	Shoreline Trail Sanitary Sewer and Trail Upgrade Project	Wastewater	\$ 318,357.91	N
Powell River, City of	Recreation Complex Boiler Replacement	Recreational Infrastructure	\$ 2,855.50	Y
Powell River, City of	Powell River Public Library Roof Upgrade	Cultural Infrastructure	\$ 402,416.09	Y
Powell River, City of	Powell River Public Library Upper Stucco Rain Screen Upgrade	Cultural Infrastructure	\$ 6,300.00	N
Powell River, City of	West Entrance Vestibule - Powell River Recreation Complex	Recreational Infrastructure	\$ 49,763.60	Y
Powell River, City of	Automated Garbage Waste Collection Bins	Solid Waste	\$ 250,000.00	Y
Powell River, City of	Road Construction and Rehabilitation - Various Locations	Local Roads, Bridges, and Active Transportation	\$ 1,116,829.05	N
Prince George, City of	Update to the Transportation Model and System Planning	Capacity Building - Long-Term Infrastructure Planning	\$ 115,674.52	Y
Prince George, City of	Storm Catch Basin Replacement - Various Locations	Wastewater	\$ 56,594.60	Y
Prince George, City of	Ron Brent Park Redevelopment Phase 2 and 3	Recreational Infrastructure	\$ 64,757.05	Y
Prince George, City of	Volleyball Court Project - Carrie Jane Gray Park	Recreational Infrastructure	\$ 237,500.00	Y
Prince George, City of	Prince George Playhouse Rehabilitation	Cultural Infrastructure	\$ 140,000.00	Y

**2021 Canada Community-Building Fund Project List**  
**Projects as reported by Ultimate Recipients between January 1 and December 31, 2021**  
The data found within this report is for information only and subject to change

Ultimate Recipient	Project Title	Investment Category	Funds Spent	Completed?
Prince George, City of	Fraser River Benchland Park at 7260 Husband Drive	Recreational Infrastructure	\$ 15,769.13	Y
Prince George, City of	Storm Water Drainage - Pond and Outfall Renewal	Wastewater	\$ 221,378.13	Y
Prince George, City of	Drainage Improvements	Wastewater	\$ 29,167.97	Y
Prince George, City of	Varsity Creek Erosion Mitigation at 5580 Simon Fraser Avenue	Wastewater	\$ 176,350.92	N
Prince George, City of	Shane Lake Dam Renewal (N5971057, E510904)	Disaster Mitigation	\$ 343,506.85	N
Prince George, City of	Ball and Sports Field Renewal to Rotary Baseball Field, Freeman Park, Masich Place Stadium, Carrie Jane Gray Park (Beach Volleyball Facility)	Sport Infrastructure	\$ 133,000.00	N
Prince George, City of	Agriplex Equestrian Facility Upgrades	Sport Infrastructure	\$ 200,000.00	N
Prince George, City of	Ingledew Park Off Leash Area 1627 Hemlock Street	Recreational Infrastructure	\$ 12,650.91	Y
Prince George, City of	Pre-paving Storm Water Infrastructure - Storm Catch Basins	Wastewater	\$ 48,719.42	Y
Prince George, City of	Sidewalk Rehabilitation - Vellencher Road, Queensway, Eton Road, Ferry Avenue, Trent Drive	Local Roads, Bridges, and Active Transportation	\$ 630,000.00	Y
Prince George, City of	Recreation Trails Rehabilitation - Various Locations	Recreational Infrastructure	\$ 209,751.00	Y
Prince George, City of	Playground Replacement at Heather Park, Seymour Park, St John Park, and Paddlewheel Park	Recreational Infrastructure	\$ 161,087.90	Y
Prince George, City of	Pedestrian Crosswalk Improvements - Tyner and Baker/Gannett, 15th Avenue and Alward, 15th Avenue and Irwin, Blackburn and Giscome, Gladstone and Guelph, and Sintich Road	Local Roads, Bridges, and Active Transportation	\$ 8,211.00	Y
Prince George, City of	Park Washroom Refurbishment - Freeman Park and Carrie Jane Gray Park	Recreational Infrastructure	\$ 47,776.48	Y
Prince George, City of	Prince George Playhouse - Rigging Project	Cultural Infrastructure	\$ 13,509.11	N
Prince Rupert, City of	Curbside Recycling and Garbage Collection System	Solid Waste	\$ 542,917.86	Y
Princeton, Town of	Hallford Avenue Road Rehabilitation	Local Roads, Bridges, and Active Transportation	\$ 56,692.00	Y
Princeton, Town of	Princeton-Summerland Road Rehabilitation	Local Roads, Bridges, and Active Transportation	\$ 39,404.88	Y
Princeton, Town of	Asp Avenue Road Rehabilitation	Local Roads, Bridges, and Active Transportation	\$ 34,510.00	Y
Princeton, Town of	Landfill Road Rehabilitation	Local Roads, Bridges, and Active Transportation	\$ 7,426.50	Y
Princeton, Town of	Burton Avenue Project	Local Roads, Bridges, and Active Transportation	\$ 6,331.50	Y
Princeton, Town of	Mayne Avenue Traffic Control System Installation	Local Roads, Bridges, and Active Transportation	\$ 13,089.56	Y
Princeton, Town of	Airport Road Paving Project	Local Roads, Bridges, and Active Transportation	\$ 44,940.00	Y
qathet, Regional District of	Resource Recovery Centre Project	Brownfield Redevelopment	\$ 2,148,091.23	N
qathet, Regional District of	Asset Management Training	Capacity Building - Asset Management	\$ 4,550.00	Y
qathet, Regional District of	Connected Communities Study	Capacity Building - Long-Term Infrastructure Planning	\$ 17,872.90	Y
qathet, Regional District of	Lund Sewer Outfall Renewal	Wastewater	\$ 16,175.00	Y
qathet, Regional District of	Marine Avenue Incinerator Site - Revegetation	Solid Waste	\$ 100,000.00	Y
qathet, Regional District of	Waste Composition Study	Capacity Building - Long-Term Infrastructure Planning	\$ 38,702.14	Y
qathet, Regional District of	Myrtle Pond Water System Capacity Assessment	Capacity Building - Long-Term Infrastructure Planning	\$ 19,075.68	Y
Qualicum Beach, Town of	Memorial Ave Upgrades: Beach Creek Enhancement, Hwy 19A Roundabout & Bike Path Completion	Local Roads, Bridges, and Active Transportation	\$ 883,212.00	N
Quesnel, City of	Sugar Loaf Trail Upgrade	Local Roads, Bridges, and Active Transportation	\$ 160,829.53	N
Quesnel, City of	Quesnel City Hall - HVAC Upgrades	Community Energy Systems	\$ 1,483.86	Y
Quesnel, City of	Quesnel Airport Helipad Construction	Regional and Local Airports	\$ 84,632.40	N
Quesnel, City of	Quesnel and District Arts and Recreation Centre Bike Park and Trails	Recreational Infrastructure	\$ 99,212.49	N
Quesnel, City of	Quesnel Landfill Berm Construction	Solid Waste	\$ 26,145.04	N
Quesnel, City of	City Hall Heat Pump Upgrade	Community Energy Systems	\$ 10,350.70	Y
Quesnel, City of	Quesnel City Hall LED Lighting Upgrade	Community Energy Systems	\$ 15,936.56	Y
Radium Hot Springs, Village of	Radium Outdoor Skating Rink and Amenities/Public washroom Building - Construction	Recreational Infrastructure	\$ 519,000.00	Y
Revelstoke, City of	Victoria/4th/Townley Intersection Improvements	Local Roads, Bridges, and Active Transportation	\$ 3,233,114.25	Y
Revelstoke, City of	Revelstoke Road Rehabilitation - Various Locations	Local Roads, Bridges, and Active Transportation	\$ 445,000.00	N
Richmond, City of	Electrical Power Capacity Design for Shore Power and Electrical Vehicle Charging	Community Energy Systems	\$ 13,901.74	N
Richmond, City of	Public Electric Vehicle Charging Expansion	Community Energy Systems	\$ 407,241.61	N
Richmond, City of	Fleet Electrical Charging Infrastructure Installations	Community Energy Systems	\$ 721.18	N
Richmond, City of	Streetlight LED Upgrade (2020) - Phase 4	Community Energy Systems	\$ 269,799.33	N

**2021 Canada Community-Building Fund Project List**  
**Projects as reported by Ultimate Recipients between January 1 and December 31, 2021**  
The data found within this report is for information only and subject to change

Ultimate Recipient	Project Title	Investment Category	Funds Spent	Completed?
Richmond, City of	Energy Management Projects - Library and Arena	Community Energy Systems	\$ 115,686.25	Y
Rossland, City of	City of Rossland Road Rehabilitation - Various Locations	Local Roads, Bridges, and Active Transportation	\$ 193,369.59	Y
Rossland, City of	Star Gulch Reservoir and Dam Improvements	Disaster Mitigation	\$ 500,591.41	N
Saanich, District of	Saanich Commonwealth Place - Mechanical System Replacement	Recreational Infrastructure	\$ 327,969.44	N
Saanich, District of	Shelbourne St - Road Improvements	Local Roads, Bridges, and Active Transportation	\$ 212,622.69	N
Saanich, District of	Intersection Upgrade - West Saanich Road, Prospect Lake Road, and Sparton Road	Local Roads, Bridges, and Active Transportation	\$ 139,105.00	N
Saanich, District of	Shelbourne Transportation Corridor Plan Development Phase 2	Local Roads, Bridges, and Active Transportation	\$ 325,714.20	N
Saanich, District of	Shelbourne Drainage Construction Phase 1	Local Roads, Bridges, and Active Transportation	\$ 300,000.00	N
Saanich, District of	Shelbourne Phase 1 Construction	Local Roads, Bridges, and Active Transportation	\$ 1,647,455.49	N
Saanich, District of	Bridge Review and Assess	Capacity Building - Long-Term Infrastructure Planning	\$ 52,436.61	N
Saanich, District of	Durrance Road Bridge - Phase 1 Design	Local Roads, Bridges, and Active Transportation	\$ 112,585.90	N
Saanich, District of	Durrance Road Bridge - Phase 2 Construction and Replacement	Local Roads, Bridges, and Active Transportation	\$ 23,208.30	N
Saanich, District of	Shelbourne Street Phase 2 Drainage Replacement	Local Roads, Bridges, and Active Transportation	\$ 100,000.00	N
Saanich, District of	Pavement Enhancements - Various Locations	Local Roads, Bridges, and Active Transportation	\$ 941,488.00	Y
Salmo, Village of	Water Tank Reservoir Fence Construction	Drinking Water	\$ 13,444.00	Y
Salmo, Village of	Village of Salmo Sidewalk Replacement	Local Roads, Bridges, and Active Transportation	\$ 24,427.00	Y
Salmo, Village of	Village of Salmo Road Improvements - Various Locations	Local Roads, Bridges, and Active Transportation	\$ 46,163.00	Y
Salmon Arm, City of	Downtown Salmon Arm - Core Revitalization - Hudson Ave	Local Roads, Bridges, and Active Transportation	\$ 1,086.45	N
Salmon Arm, City of	LED Street Light Conversion - Various locations in Salmon Arm	Local Roads, Bridges, and Active Transportation	\$ 2,950.00	Y
Salmon Arm, City of	Salmon Arm - Trans Canada Highway Corridor Safety Improvements	Local Roads, Bridges, and Active Transportation	\$ 88,000.00	Y
Sayward, Village of	Newcastle Dam Decommissioning	Drinking Water	\$ 139,664.60	N
Sayward, Village of	Master Drainage Plan	Capacity Building - Long-Term Infrastructure Planning	\$ 16,690.00	Y
Sechelt, District of	Wharf Avenue Sidewalk Design and Construction	Local Roads, Bridges, and Active Transportation	\$ 5,879.88	N
Sechelt, District of	Airport Expansion and Resurfacing (Phase I and II)	Regional and Local Airports	\$ 778,336.00	N
Sechelt, District of	Bike Loop Expansion - Bike BC	Local Roads, Bridges, and Active Transportation	\$ 9,039.85	N
Sechelt, District of	Sewer Hole Replacement	Wastewater	\$ 170,821.74	Y
Sicamous, District of	Asset Management Systems	Capacity Building - Asset Management	\$ 33,534.47	Y
Sicamous, District of	Sicamous Solsqua Bridge Replacement	Local Roads, Bridges, and Active Transportation	\$ 1,791,455.10	N
Sicamous, District of	Sicamous Narrows Flood Protection Plan	Capacity Building - Long-Term Infrastructure Planning	\$ 32,738.34	Y
Sidney, Town of	Highway 17 - West Bicycle Path Upgrade	Local Roads, Bridges, and Active Transportation	\$ 229,000.00	N
Sidney, Town of	Sidney Wharf Fishing Pier - Upgrade	Recreational Infrastructure	\$ 21,447.60	N
Sidney, Town of	Tulista Park Sidewalk Improvements	Local Roads, Bridges, and Active Transportation	\$ 100,000.00	Y
Sidney, Town of	Eighth Street Sidewalk Extension	Local Roads, Bridges, and Active Transportation	\$ 146,100.00	Y
Silverton, Village of	Curling Rink Improvements	Sport Infrastructure	\$ 11,527.00	N
Silverton, Village of	Campground Planning and Redevelopment	Tourism Infrastructure	\$ 11,575.00	N
Silverton, Village of	Bear-proof Waste Disposal	Recreational Infrastructure	\$ 25,105.00	Y
Slocan, Village of	Main Street and Boat Launch Turnaround Paving Project	Local Roads, Bridges, and Active Transportation	\$ 188,125.00	Y
Slocan, Village of	Slocan Drinking Water Treatment Plant - Control System Upgrade	Drinking Water	\$ 123,000.00	Y
Smithers, Town of	Town of Smithers Accessibility Upgrades	Local Roads, Bridges, and Active Transportation	\$ 43,979.00	Y
Smithers, Town of	Sidewalk Upgrade Program	Local Roads, Bridges, and Active Transportation	\$ 31,300.03	Y
Smithers, Town of	Official Community Plan	Capacity Building - Integrated Community Sustainability Planning	\$ 107,073.66	N
Sooke, District of	Capital Road Improvements - Various Locations	Local Roads, Bridges, and Active Transportation	\$ 187,204.36	Y
Sooke, District of	Church Road Construction	Local Roads, Bridges, and Active Transportation	\$ 195,622.60	N
Sooke, District of	District of Sooke Road Project	Local Roads, Bridges, and Active Transportation	\$ 187,922.36	N
Sooke, District of	Rotary Pier Accessible Walkway Upgrades	Local Roads, Bridges, and Active Transportation	\$ 4,964.80	Y
Sooke, District of	Otter Point Road Upgrades	Local Roads, Bridges, and Active Transportation	\$ 105,000.00	N
South Coast British Columbia Transportation Authority	SkyTrain Mark 1 Vehicles	Public Transit	\$ 236,510.75	N
South Coast British Columbia Transportation Authority	2013-2016 Fleet Replacements	Public Transit	\$ 438,063.24	N

**2021 Canada Community-Building Fund Project List**  
**Projects as reported by Ultimate Recipients between January 1 and December 31, 2021**  
The data found within this report is for information only and subject to change

Ultimate Recipient	Project Title	Investment Category	Funds Spent	Completed?
South Coast British Columbia Transportation Authority	Trolley Overhead Rectifier Replacement (Metrotown)	Public Transit	\$ 512,819.82	Y
South Coast British Columbia Transportation Authority	2017 Conventional Bus Replacement	Public Transit	\$ 1,636,380.33	Y
South Coast British Columbia Transportation Authority	2014-18 Community Shuttle Vehicle Replacement	Public Transit	\$ 38,752.57	Y
South Coast British Columbia Transportation Authority	2019 Conventional & Double-decker Bus - Expansion	Public Transit	\$ 240,552.28	Y
South Coast British Columbia Transportation Authority	2019 Double Decker Bus Purchase – Replacement	Public Transit	\$ 441,837.00	N
South Coast British Columbia Transportation Authority	2019 Community Shuttle Purchase – Replacement	Public Transit	\$ 491,642.46	Y
South Coast British Columbia Transportation Authority	2020 Conventional Bus Replacement	Public Transit	\$ 8,873,721.75	N
South Coast British Columbia Transportation Authority	2020 Conventional Bus - Expansion	Public Transit	\$ 278,419.04	N
South Coast British Columbia Transportation Authority	2020 HandyDART Fleet Replacement	Public Transit	\$ 28,280.74	N
South Coast British Columbia Transportation Authority	2021 HandyDART Vehicle Purchases for Fleet Expansion	Public Transit	\$ 6,733.51	N
South Coast British Columbia Transportation Authority	2021 Conventional 60-foot Hybrid Bus, 40-foot Hybrid Bus, and 40-foot Battery Electric Bus Purchases for Fleet Expansion	Public Transit	\$ 31,231.31	N
South Coast British Columbia Transportation Authority	2021 HandyDART Vehicle Purchases for Fleet Replacement	Public Transit	\$ 28,280.74	N
South Coast British Columbia Transportation Authority	2021 Community Shuttle Vehicle Purchases for Fleet Replacement	Public Transit	\$ 7,458,024.19	N
South Coast British Columbia Transportation Authority	Mark 1 SkyTrain Cars Refurbishment	Public Transit	\$ 739,618.49	N
South Coast British Columbia Transportation Authority	British Columbia Rapid Transit Company (BCRTC) Escalator Replacement	Public Transit	\$ 1,950.00	N
Spallumcheen, Township of	Community Development Plan	Capacity Building - Integrated Community Sustainability Planning	\$ 13,202.00	N
Spallumcheen, Township of	Long Term Water Strategy	Capacity Building - Long-Term Infrastructure Planning	\$ 24,833.55	N
Sparwood, District of	Gravel Road Resurfacing - Matevic Road	Local Roads, Bridges, and Active Transportation	\$ 310,137.00	Y
Sparwood, District of	Wastewater and Drinking Water SCADA Installation	Wastewater	\$ 58,220.02	N
Sparwood, District of	Wastewater Treatment Plant Upgrades	Wastewater	\$ 23,383.00	N
Sparwood, District of	Red Cedar Drive - Road Rehabilitation and Slope Stabilization Project	Local Roads, Bridges, and Active Transportation	\$ 47,158.00	N
Squamish-Lillooet, Regional District of	Pinecrest Sewer Grinder Pump Replacements	Wastewater	\$ 73,120.03	N
Squamish-Lillooet, Regional District of	Recreation, Education and Cultural Centre in Lillooet Energy Efficiency Upgrades	Recreational Infrastructure	\$ 225,208.55	Y
Squamish-Lillooet, Regional District of	Asset Management Program Development	Capacity Building - Asset Management	\$ 10,000.00	Y
Squamish-Lillooet, Regional District of	Britannia Beach Water Treatment Plant Upgrades	Drinking Water	\$ 128,174.29	N
Squamish-Lillooet, Regional District of	Britannia Beach Playground Replacement	Recreational Infrastructure	\$ 55,984.99	N
Squamish-Lillooet, Regional District of	Community of Bridge River Valley - Internet Upgrade	Broadband Connectivity	\$ 88,009.00	Y
Squamish-Lillooet, Regional District of	Furry Creek Wastewater Service Upgrades	Wastewater	\$ 10,000.00	Y
Squamish-Lillooet, Regional District of	Furry Creek Water System - Pump House Roof Replacement	Drinking Water	\$ 7,000.00	N
Squamish-Lillooet, Regional District of	Snow Making Equipment at Whistler Olympic Park	Recreational Infrastructure	\$ 150,000.00	Y
Squamish, District of	Landfill Gas Collection System and Flare	Solid Waste	\$ 1,524,112.18	Y
Squamish, District of	Airport Runway Rehabilitation Squamish Municipal Airport	Regional and Local Airports	\$ 112,993.64	Y
Squamish, District of	Transportation System Improvements	Local Roads, Bridges, and Active Transportation	\$ 29,790.74	Y
Squamish, District of	Active Transportation Project Upgrades 2021	Local Roads, Bridges, and Active Transportation	\$ 412,952.18	Y
Squamish, District of	Corridor Trail Improvements and Expansion	Recreational Infrastructure	\$ 220,208.36	N

**2021 Canada Community-Building Fund Project List**  
**Projects as reported by Ultimate Recipients between January 1 and December 31, 2021**  
The data found within this report is for information only and subject to change

Ultimate Recipient	Project Title	Investment Category	Funds Spent	Completed?
Squamish, District of	Transit Stop Infrastructure Improvements 2021	Public Transit	\$ 69,583.76	Y
Stewart, District of	Essential Drinking Water System Upgrades	Drinking Water	\$ 714,825.55	N
Strathcona, Regional District of	Strathcona Gardens Community Energy System and Energy Efficiency Upgrades	Community Energy Systems	\$ 1,223,884.43	N
Strathcona, Regional District of	Cortes Island - Cross Island Trails Network	Recreational Infrastructure	\$ 286.26	N
Strathcona, Regional District of	Electoral Area D - Water Supply Connection Improvements	Drinking Water	\$ 410,441.64	Y
Strathcona, Regional District of	McGimpsey Road - Watermain Loop Installation	Drinking Water	\$ 58,086.28	Y
Strathcona, Regional District of	Kw'as Park Bridge Construction	Recreational Infrastructure	\$ 7,864.25	N
Strathcona, Regional District of	Granite Bay Shoreline Reinforcement	Disaster Mitigation	\$ 5,422.04	N
Summerland, District of	District of Summerland Integrated Asset Management & Infrastructure Investment Plan	Capacity Building - Asset Management	\$ 320,680.50	Y
Summerland, District of	Summerland Integrated Solar Project - Engineering, Procurement, and Construction Phase	Community Energy Systems	\$ 165,172.25	N
Summerland, District of	Giant's Head Road Upgrades	Local Roads, Bridges, and Active Transportation	\$ 15,236.38	N
Sun Peaks Mountain, Resort Municipality of	Sun Peaks Centre	Tourism Infrastructure	\$ 900,000.00	N
Sun Peaks Mountain, Resort Municipality of	Three Solar Street Lights for Local Road - Sun Peaks Rd	Local Roads, Bridges, and Active Transportation	\$ 1,329.00	Y
Sun Peaks Mountain, Resort Municipality of	Sun Peaks Fire and Rescue - Energy Saving Lighting Retrofit	Community Energy Systems	\$ 11,289.31	Y
Sun Peaks Mountain, Resort Municipality of	Sun Peaks Electric Vehicle Charging Infrastructure	Community Energy Systems	\$ 10,000.00	N
Sun Peaks Mountain, Resort Municipality of	Sun Peaks Outdoor Rink Enhancement	Tourism Infrastructure	\$ 11,724.07	N
Sun Peaks Mountain, Resort Municipality of	Sun Peaks Centre (17-2211-SPF)	Recreational Infrastructure	\$ 91,925.68	N
Sunshine Coast, Regional District of	Coopers Green Hall - Building Replacement Phase 1	Recreational Infrastructure	\$ 10,368.56	N
Sunshine Coast, Regional District of	McNeil Lake Dam Upgrades	Disaster Mitigation	\$ 39,419.03	N
Sunshine Coast, Regional District of	South Pender Harbour Water Treatment Plant Upgrades	Drinking Water	\$ 29,731.57	N
Sunshine Coast, Regional District of	Jolly Rodger Wastewater Treatment Project (WWTP) Headworks Replacement	Wastewater	\$ 1,838.86	N
Sunshine Coast, Regional District of	Secret Cove Wastewater Treatment Project (WWTP) Headworks Replacement	Wastewater	\$ 1,515.08	N
Sunshine Coast, Regional District of	Curran Road Wastewater Treatment Plant – Ocean Outfall Anchor Replacement	Wastewater	\$ 13,407.00	Y
Sunshine Coast, Regional District of	Roberts Creek Co-Housing - Wastewater Treatment System Upgrades	Wastewater	\$ 7,899.00	N
Sunshine Coast, Regional District of	Woodcreek Park - Wastewater Treatment Project (WWTP) Collection System Design	Wastewater	\$ 498.43	N
Sunshine Coast, Regional District of	Square Bay Wastewater Treatment Plant Upgrade	Wastewater	\$ 498.43	N
Surrey, City of	Bear Creek Park Athletic Centre	Sport Infrastructure	\$ 67,478.31	N
Surrey, City of	Asphalt Sidewalk at Croydon Dr and 28 Ave	Local Roads, Bridges, and Active Transportation	\$ 147,345.75	Y
Surrey, City of	Newton Athletic Park - Walking Loop Construction	Recreational Infrastructure	\$ 641,397.15	N
Surrey, City of	Newton Athletic Park - New Artificial Turf Installation Field #5	Sport Infrastructure	\$ 500,000.00	N
Surrey, City of	South Surrey Athletic Park (SSAP) New Artificial Turf Field #8 TCA	Sport Infrastructure	\$ 500,000.00	N
Surrey, City of	Sidewalk Improvements - Prince Charles Boulevard: 9740 Prince Charles Boulevard - 96 Avenue	Local Roads, Bridges, and Active Transportation	\$ 102,366.46	Y
Surrey, City of	Local Road Improvements @ 121 St: 99 Avenue - 100 Avenue (Phase 2)	Local Roads, Bridges, and Active Transportation	\$ 600,000.00	Y
Taylor, District of	Cherry Avenue Culvert Replacement and Debris Screening Installation	Local Roads, Bridges, and Active Transportation	\$ 172,098.70	Y
Taylor, District of	District Ice Centre Dehumidifier Replacement	Recreational Infrastructure	\$ 32,249.19	Y
Taylor, District of	Lone Wolf Golf Course Irrigation Improvements - Phase 1	Recreational Infrastructure	\$ 13,080.89	Y
Taylor, District of	Asset Management Planning - Phase 2A	Capacity Building - Asset Management	\$ 22,091.81	Y
Telkwa, Village of	Skillhorn Road Upgrade Project	Local Roads, Bridges, and Active Transportation	\$ 63,517.93	Y
Telkwa, Village of	Morris Reservoir Refurbishment Project	Drinking Water	\$ 121,900.99	N
Terrace, City of	Grand Trunk Pathway Extension	Local Roads, Bridges, and Active Transportation	\$ 50,189.00	N
Terrace, City of	Courthouse Trails Improvements - Kiosk and Signage Installation	Recreational Infrastructure	\$ 27,292.89	Y
Terrace, City of	Weber Avenue Reconstruction	Local Roads, Bridges, and Active Transportation	\$ 455,699.55	N

**2021 Canada Community-Building Fund Project List**  
**Projects as reported by Ultimate Recipients between January 1 and December 31, 2021**  
The data found within this report is for information only and subject to change

Ultimate Recipient	Project Title	Investment Category	Funds Spent	Completed?
Terrace, City of	Downtown Sewer Relining	Wastewater	\$ 49,508.80	Y
Thompson-Nicola, Regional District of	Barriere Curling Club - Plumbing Efficiency Upgrades	Community Energy Systems	\$ 26,986.65	Y
Thompson-Nicola, Regional District of	TNRD Regional Water Meter Program	Drinking Water	\$ 2,054,866.85	N
Thompson-Nicola, Regional District of	Village of Lytton Legion - Plumbing Upgrade	Recreational Infrastructure	\$ 11,748.44	Y
Thompson-Nicola, Regional District of	Drinking Water System Upgrades 2018 - Community of Del Oro	Drinking Water	\$ 7,369.77	N
Thompson-Nicola, Regional District of	Community of Pritchard Sewer System - Rapid Infiltration Basin Discharge Bed - Pre-engineering and Construction	Wastewater	\$ 105,813.26	N
Thompson-Nicola, Regional District of	70 Mile House Community Hall - Building Envelope, Drainage and Renovations	Recreational Infrastructure	\$ 373,419.59	Y
Thompson-Nicola, Regional District of	North Thompson Fall Fair Rodeo & Agriplex - Main Building Energy Efficiency Upgrades - Barriere	Community Energy Systems	\$ 6,460.88	Y
Thompson-Nicola, Regional District of	Little Fort Community Hall - Potable Water Supply	Drinking Water	\$ 943.17	N
Thompson-Nicola, Regional District of	Village of Ashcroft Curling Club Chiller Replacement	Recreational Infrastructure	\$ 29,874.01	Y
Thompson-Nicola, Regional District of	Asset Management Planning	Capacity Building - Asset Management	\$ 22,921.00	N
Thompson-Nicola, Regional District of	Village of Clinton Library - Accessibility Upgrades	Cultural Infrastructure	\$ 35,000.00	Y
Thompson-Nicola, Regional District of	City of Merritt - Recreation Upgrades	Recreational Infrastructure	\$ 150,000.00	Y
Thompson-Nicola, Regional District of	District of Barriere - Electric Vehicle Charging Stations	Community Energy Systems	\$ 5,150.00	Y
Thompson-Nicola, Regional District of	District of Barriere - Drinking Water Production Well	Drinking Water	\$ 78,192.00	Y
Thompson-Nicola, Regional District of	Evergreen Estates - Community Water System Upgrades	Drinking Water	\$ 114,721.91	N
Thompson-Nicola, Regional District of	Community of Paul Lake - Wastewater Improvements	Wastewater	\$ 133,603.09	Y
Thompson-Nicola, Regional District of	Westwold Community Hall - Furnace Replacement	Community Energy Systems	\$ 12,133.80	Y
Thompson-Nicola, Regional District of	Pritchard Community Hall - Furnace Replacement	Community Energy Systems	\$ 13,230.00	Y
Thompson-Nicola, Regional District of	Smith Pioneer Park Improvements - Phase 1	Recreational Infrastructure	\$ 4,156.99	N
Thompson-Nicola, Regional District of	Loon Lake Community Hall - Building Upgrades	Recreational Infrastructure	\$ 22,624.67	N
Tofino, District of	Tofino Multi-Use Path Extension to Pacific Rim National Park (PRNP)	Local Roads, Bridges, and Active Transportation	\$ 1,422,459.28	Y
Tofino, District of	Multi-Use Path Upgrades - Safety Concrete Delineators - Olsen Road to Gibson Street	Local Roads, Bridges, and Active Transportation	\$ 29,450.00	N
Trail, City of	Pedestrian Pipe Bridge - Debt Servicing	Local Roads, Bridges, and Active Transportation	\$ 254,029.56	N
Trail, City of	Butler Park Stadium Lighting and Netting Installation	Recreational Infrastructure	\$ 31,727.00	N
Ucluelet, District of	Peninsula Road Upgrade	Local Roads, Bridges, and Active Transportation	\$ 9,651.00	N
Ucluelet, District of	Cedar Road Tourism Hub Construction	Tourism Infrastructure	\$ 228,234.11	Y
Valemount, Village of	Main Street Crack Sealing	Local Roads, Bridges, and Active Transportation	\$ 170,252.00	Y
Vancouver, City of	Electric Vehicle Charging Stations - Supply and Installation - Vancouver	Community Energy Systems	\$ 438,806.95	N
Vanderhoof, District of	2nd and 3rd Street Watermain Replacement	Drinking Water	\$ 581,157.89	N
Vernon, City of	Transit Infrastructure Improvements	Public Transit	\$ 13,102.70	N
Vernon, City of	Priority Sidewalks	Local Roads, Bridges, and Active Transportation	\$ 7,732.89	N
Vernon, City of	48 Ave Drainage and Road Rehabilitation	Local Roads, Bridges, and Active Transportation	\$ 31,260.15	Y
Vernon, City of	Priority Drainage Improvement	Local Roads, Bridges, and Active Transportation	\$ 4,422.75	N
Vernon, City of	2020 Priority Intersection Improvements	Local Roads, Bridges, and Active Transportation	\$ 11,099.15	N
Vernon, City of	2020 Transportation Safety Improvements	Local Roads, Bridges, and Active Transportation	\$ 39,575.12	N
Vernon, City of	2020 Capital Road Works - Design & Construction	Local Roads, Bridges, and Active Transportation	\$ 10,707.55	N
Vernon, City of	31 Street Reconstruction - 35 Avenue to 39 Avenue	Local Roads, Bridges, and Active Transportation	\$ 565,614.54	N
Vernon, City of	31 Avenue Parking Lot at 3011 31 Street	Local Roads, Bridges, and Active Transportation	\$ 50,309.80	N
Vernon, City of	37 Avenue Reconstruction - 27 St to 31 Street	Local Roads, Bridges, and Active Transportation	\$ 222,484.74	N
Vernon, City of	Electric Vehicle Charging Stations	Local Roads, Bridges, and Active Transportation	\$ 3,760.00	N
Vernon, City of	Pedestrian and Cycle Wayfinding	Local Roads, Bridges, and Active Transportation	\$ 9,499.56	N
Vernon, City of	28 Avenue Railway Crossing Upgrade	Local Roads, Bridges, and Active Transportation	\$ 13,158.42	N
Vernon, City of	Okanagan Lake Access Development	Recreational Infrastructure	\$ 180,630.64	N
Vernon, City of	Valleyview Place Trail Infrastructure	Local Roads, Bridges, and Active Transportation	\$ 15,536.61	N
Vernon, City of	Bella Vista Sanitary Sewer Infrastructure	Wastewater	\$ 1,815.00	Y
Victoria, City of	Storm Drain Brick Main Assessment and Rehabilitation	Wastewater	\$ 2,915,238.65	N
Victoria, City of	Bicycle Network Construction - Victoria	Local Roads, Bridges, and Active Transportation	\$ 2,659,879.56	N

**2021 Canada Community-Building Fund Project List**  
**Projects as reported by Ultimate Recipients between January 1 and December 31, 2021**  
The data found within this report is for information only and subject to change

Ultimate Recipient	Project Title	Investment Category	Funds Spent	Completed?
View Royal, Town of	View Royal Asset Management Plan	Capacity Building - Asset Management	\$ 2,025.00	Y
View Royal, Town of	Community Climate Action Plan Update	Capacity Building - Long-Term Infrastructure Planning	\$ 53,634.30	N
View Royal, Town of	View Royal Park Enhancement Construction	Recreational Infrastructure	\$ 15,135.57	N
View Royal, Town of	Six Mile Road Improvements	Local Roads, Bridges, and Active Transportation	\$ 118,501.56	N
View Royal, Town of	Pedestrian Lighting Improvements - Various Locations	Local Roads, Bridges, and Active Transportation	\$ 4,953.00	N
Wells, District of	Heritage Building Conservation - Roof Renewal	Recreational Infrastructure	\$ 91,370.00	Y
West Kelowna, City of	2020 Pedestrian Improvement Program	Local Roads, Bridges, and Active Transportation	\$ 638,197.00	Y
West Kelowna, City of	West Kelowna Road Rehabilitation - Various Locations	Local Roads, Bridges, and Active Transportation	\$ 451,817.00	Y
West Vancouver, District of	Glenmore Park Sports Court Improvements	Recreational Infrastructure	\$ 129,733.00	N
West Vancouver, District of	Parc Verdun Stream, Trail Improvements and Sport Courts	Recreational Infrastructure	\$ 385,839.00	N
West Vancouver, District of	West Vancouver Place for Sport: Track Replacement	Recreational Infrastructure	\$ 60,028.00	N
Whistler, Resort Municipality of	Waste Transfer Station - Debt Financing	Solid Waste	\$ 375,491.00	N
Whistler, Resort Municipality of	Solid Waste Reconstruction Project	Solid Waste	\$ 25,805.00	N
Whistler, Resort Municipality of	Streetscape Waste Collection System Improvements	Solid Waste	\$ 3,133.00	N
Whistler, Resort Municipality of	Compost Facility Rehabilitation	Solid Waste	\$ 73,953.00	N
Williams Lake, City of	Lakeview Avenue - Road and Watermain Reconstruction	Local Roads, Bridges, and Active Transportation	\$ 1,033,469.93	Y
Zeballos, Village of	Zeballos River Crossing	Local Roads, Bridges, and Active Transportation	\$ 285,116.75	Y

# Union of British Columbia Municipalities

## **Richmond Office**

10551 Shellbridge Way, Richmond, BC V6X 2W8

Phone: (604) 270-8226

Fax: (604) 270-9116

## **Victoria Office**

525 Government Street, Victoria, BC V8V 0A8

Phone: (250) 356-5133

Email: [ubcm@ubcm.ca](mailto:ubcm@ubcm.ca)



UBCM