



2020 ANNUAL EXPENDITURE REPORT

Canada Community-
Building Fund BC | UBCM



ACKNOWLEDGEMENTS


This Annual Expenditure Report covers the disbursements and expenditures of the Canada Community-Building Fund (formerly the federal Gas Tax Fund) for the period of January 1, 2020 to December 31, 2020, and is in accordance with reporting requirements outlined in Schedule D of the 2014-2024 Administrative Agreement on the federal Gas Tax Fund between Canada, the Province of British Columbia, and the Union of British Columbia Municipalities (Gas Tax Agreement, or GTA). This report provides an overview of the projects reported by Ultimate Recipients in 2020, and includes the results of the annual UBCM Gas Tax Audit (Appendix B), the Financial Report Table (Appendix A) and a detailed list of all projects reported in 2020 (Appendix C).

Cover photos credits : Saddle Lake Spillway - Regional District of Bulkley Nechako (left) and Trepanier Creek Interconnect - District of Peachland (right)

Published by the Union of British Columbia Municipalities, December 2021

TABLE OF CONTENTS

| | |
|--|----|
| Acknowledgements | 2 |
| Letter of Transmittal | 5 |
| About the Canada Community-Building Fund | 6 |
| Program Streams | 8 |
| Greater Vancouver Regional Fund | 8 |
| Community Works Fund | 9 |
| Strategic Priorities Fund | 9 |
| Summary of Reporting Period | 10 |
| Investment Category Overview: Local Roads, Bridges, & Active Transportation | 12 |
| Project Profile: Bottom Wood Lake Road Improvements | 13 |
| Investment Category Overview: Recreation and Sports Infrastructure | 14 |
| Project Profile: Pat Duke Memorial Arena Improvements | 15 |
| Investment Category Overview: Public Transit | 16 |
| Greater Vancouver Regional Fund | 17 |
| Investment Category Overview: Drinking Water | 18 |
| Project Profile: Trepanier Creek Interconnect | 19 |
| Investment Category Overview: Wastewater and Stormwater | 20 |
| Project Profile: Wastewater Treatment Plant Aeration System Renewal | 21 |
| Investment Category Overview: Solid Waste | 22 |
| Project Profile: Prince Rupert Landfill Expansion Phase 3 - Additional Leachate Pond | 23 |
| Investment Category Overview: Community Energy Systems | 24 |
| Project Profile: Oak Bay Recreation Centre Energy Recovery Project | 25 |
| Investment Category Overview: Cultural and Tourism Infrastructure | 26 |



| | |
|---|----|
| Project Profile: Sun Peaks Centre | 27 |
| Investment Category Overview: Broadband Connectivity, Local Airports, Disaster Mitigation, and Brownfield Redevelopment | 28 |
| Project Profile: Slocan Valley Broadband Connectivity Project | 29 |
| Investment Category Overview: Capacity Building | 30 |
| Project Profile: Improving Accuracy of Hydrology Models for Long-term Planning in the Okanagan | 31 |
| Asset Management | 32 |
| Communications and Outreach | 36 |
| Social Media and Signage | 37 |
| Outreach | 37 |
| Appendix A: Financial Report Table | 38 |
| Appendix B: Results of the Annual Canada Community-Building Fund Audit | 42 |
| Appendix C: List of all Projects Reported in 2020 | 51 |

LETTER OF TRANSMITTAL

On behalf of the Union of B.C. Municipalities (UBCM), it is my pleasure to convey this enhanced 2020 Annual Expenditure Report for the Canada Community-Building Fund in British Columbia.

In 2020, the Canada Community-Building Fund (CCBF) played a significant role in sustaining local government capital investment through the uncertainties created by the pandemic. Despite changes in labour markets and stretched supply chains, local government use of allocated CCB funds remained on par with the record year for spending set in 2019. The program design of the CCBF, which provides local governments with stability and predictability year after year, has once again demonstrated why it is so highly regarded by B.C.'s communities.

Since its inception, the CCBF has delivered funding to over 6,400 infrastructure and planning projects in British Columbia. As you will see from the projects highlighted in this report, the program has been instrumental in the continued construction, expansion and upgrading of facilities across our province. The result of these investments are communities that are safer, healthier, more sustainable.

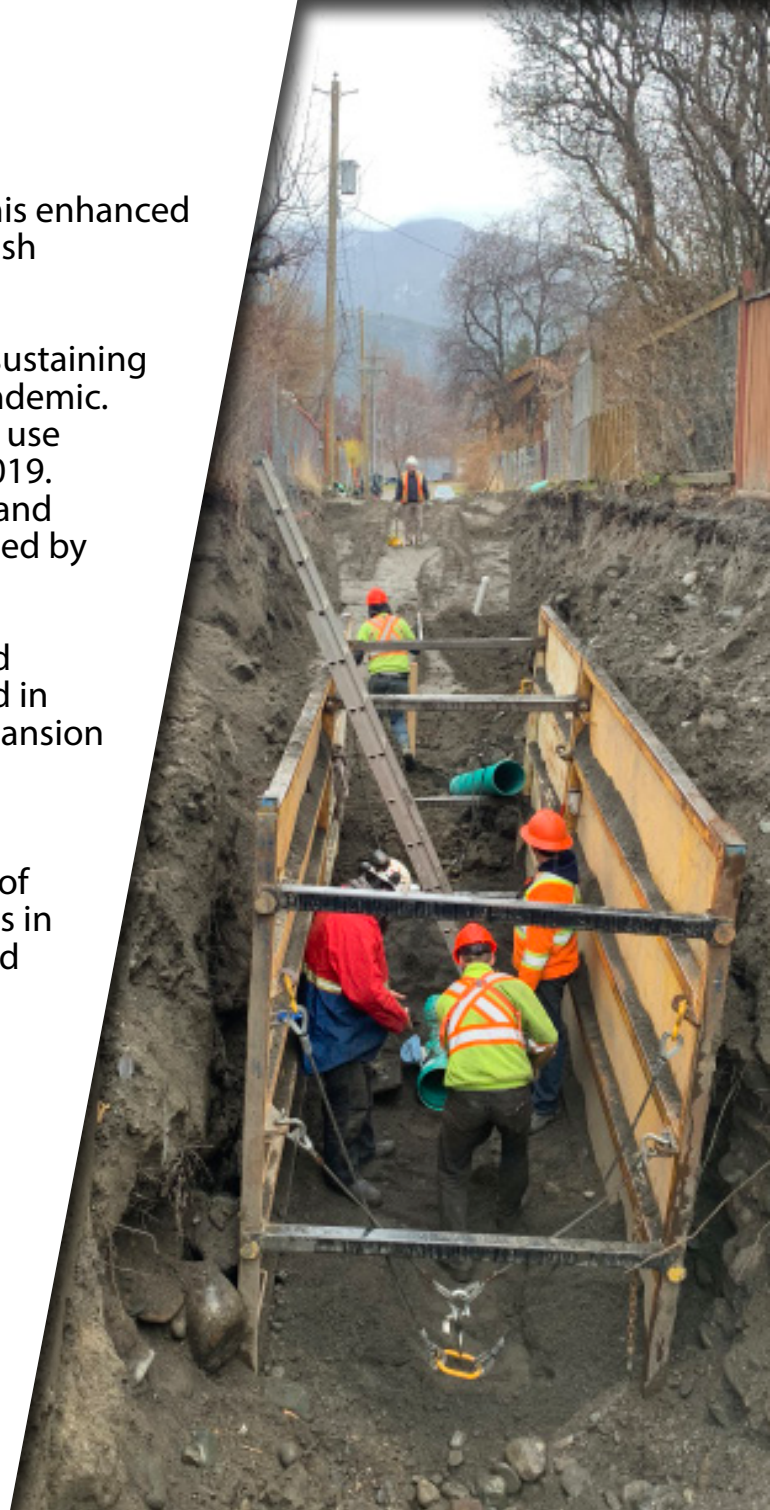
It is an honour for UBCM to administer this program on behalf of the Government of Canada and in partnership with the Province of B.C. Should you have any questions in relation to the administration of the CCBF in British Columbia, our secretariat would be pleased to provide the information you seek.

Sincerely,



Councillor Laurey-Anne Roodenburg
UBCM President

Sewer System Expansion - Village of Kaslo ►



ABOUT THE CANADA COMMUNITY-BUILDING FUND

The Canada Community-Building Fund (CCBF) provides dedicated and predictable federal funding to local governments across Canada for investments in community infrastructure.

Formerly called the federal Gas Tax Fund, the Canada Community-Building Fund has been delivering critical infrastructure funding to local governments since 2005 – resulting in over \$2.9 Billion of spending for over 6,400 projects. The 2020 CCBF national transfer was \$2.2 billion.

In British Columbia, the CCBF is delivered to local governments through a tri-partied Administrative Agreement between Canada, the Province of B.C., and the Union of B.C. Municipalities. UBCM administers the CCBF program on behalf of the signatories.

In 2020, UBCM received \$278 million in CCBF which was delivered through three distinct funding programs: the Community Works Fund; the Greater Vancouver Regional Fund; and the Strategic Priorities Fund.

2020 was a challenging year. Local governments across B.C. saw investments in community infrastructure decline from prior years. The impacts of the pandemic resulted in a decrease in the services utilized by our residents – from community pool closures, local sporting events, and use of public transit services. Major capital projects were put on pause in some communities due to changes in labour markets and impacts to total project costs. This report reflects this decline in spending – most prominently in the public transit category which historically sees the highest annual CCBF investments through the Metro Vancouver Greater Vancouver Regional Fund. However, local government CCBF investment in community infrastructure projects under the direct allocation Community Works Fund saw minimal decreases in year-over-year spending.

The Government of Canada committed to accelerating the delivery of the CCBF funds to B.C. in 2020 to ensure quick delivery of funds into the hands of local governments. UBCM delivered the Community Works Fund payments in the spring, rather than later in the year. In 2021, Canada provided a one-time top up of the CCBF – which resulted in over \$570 million transferred to B.C. The 2020 accelerated payment combined with the 2021 double payment are anticipated to lead to a significant increase in CCBF spending across the province during the 2021 reporting period.

In 2020, local governments reported CCBF spending of nearly \$200 million for 894 projects across all investment categories. The CCBF also contributed to a number of critical long-term infrastructure plans and asset management plans in B.C.

In 2020, reported CCBF projects included the new construction, rehabilitation, expansion or replacement of:

- 147 kilometers of two-lane road;
- 117 kilometers of sidewalk, bicycle lane or multi-use active transportation networks;
- 70 community or recreation centres;
- 25 kilometers of drinking water transmission pipe;
- 18 kilometers of wastewater transmission pipe;
- 17 kilometers stormwater collection pipe;
- 60 buildings receiving energy retrofits;
- 235 public transit fleet vehicles;
- 82 electric vehicle charging stations.



Local roads, bridges, & active transportation



Brownfield redevelopment



Capacity building



Public transit



Disaster mitigation



Sport & recreation infrastructure



Short-sea shipping



Drinking water



Cultural & tourism infrastructure



Short-line rail



Wastewater



Fire hall & fire station infrastructure



Regional & local airports



Solid waste



Broadband connectivity

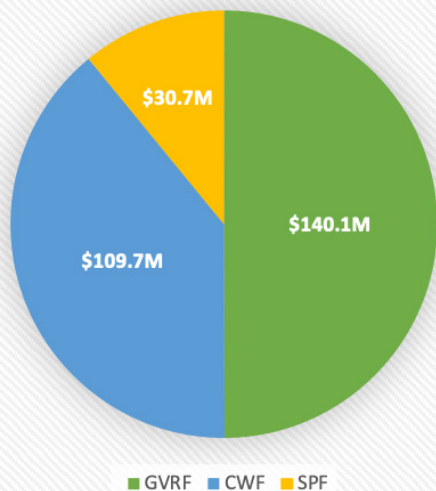


Community energy systems

PROGRAM STREAMS

Canada Community-Building funding is delivered in B.C. through three distinct program streams: the Strategic Priorities Fund; the Greater Vancouver Regional Fund; and the Community Works Fund.

**Canada Community-Building Fund in B.C.
2020 Program Allocations**



| Program | 2020 Spending | 2020 Project Count |
|---------|---------------|--------------------|
| CWF | \$108,001,764 | 811 |
| GVRF | \$46,889,891 | 19 |
| SPF | \$44,891,833 | 67 |

GREATER VANCOUVER REGIONAL FUND

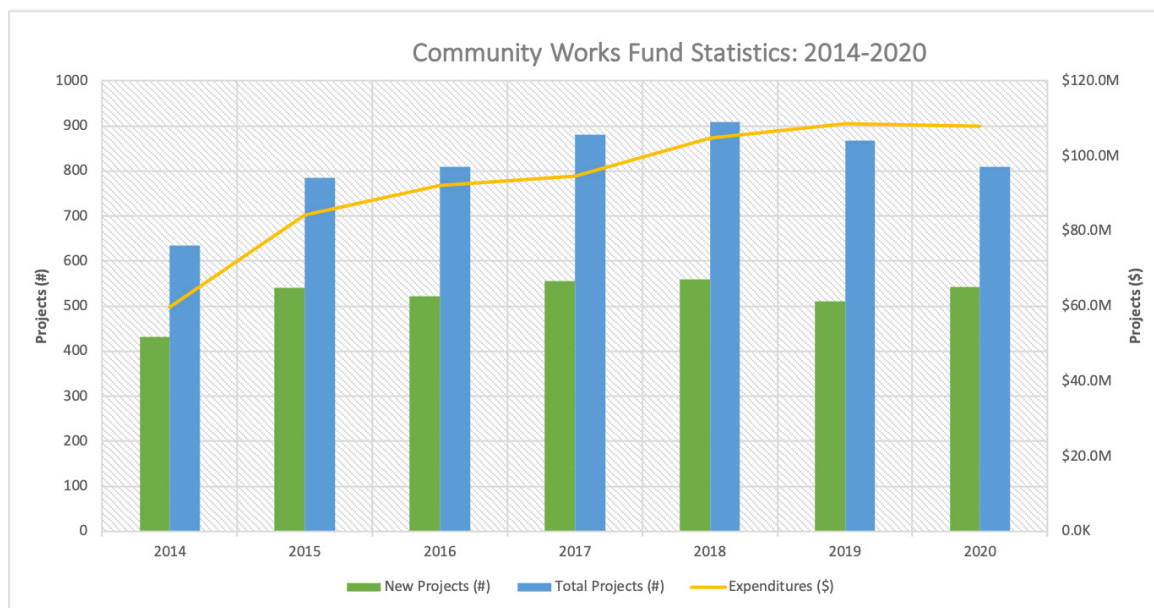
In the Metro Vancouver region, 51% of annual CCBF funding is pooled and delivered through the Greater Vancouver Regional Fund program. This program funds projects proposed by TransLink and approved by Metro Board of Directors, that are identified as public transportation projects.

In 2020, TransLink reported spending of approximately \$47 million for 19 projects. Projects reported by TransLink will result in roughly 235 new or replacement fleet vehicles. Outputs specific to the 2020 GVRF program can be found on pages 11 and 16 of this report.

COMMUNITY WORKS FUND

The Community Works Fund (CWF) provides up-front funding to each local government in B.C. based on a per-capita allocation with a funding floor. The Community Works Fund program is based on the principles of local government autonomy in making localized decisions on how to best utilize funding allocations. Local governments in B.C. report annually to UBCM on project expenditures and outputs.

CWF recipients receive approximately 40% of the annual CCBF allocation. The stable and predictable nature of the CWF program is reflected in the chart below which shows the consistent levels of annual spending that the program achieves. 2020 spending nearly matched the level set in 2019 - the highest ever in the history of the program. Newly reported projects also increased by 6%.



STRATEGIC PRIORITIES FUND

The Strategic Priorities Fund (SPF) is an application-based grant available to local governments outside of the Metro Vancouver region that supports projects that are large in scale, regional in impact or innovative. SPF intakes in 2015 and 2017 resulted in the approval of 175 projects totaling over \$295 million in Canada Community-Building funding.

In 2020, 86 SPF projects were reported with over \$44.9 million in CCBF, including 31 projects reported as complete.

SUMMARY OF REPORTING PERIOD

2020 resulted in lower spending totals than recent years, and was the 3rd lowest spending amount since 2014. This is due in large part to lower-than-average spending for the GVRP program and other factors that had a significant impact on the construction sector in B.C. Despite the impacts of Covid-19, municipalities reported roughly \$200 million of spending on 894 projects and Community Works Fund program spending matched previous program highs set in 2018 and 2019.

Projects reported in 2020 account for over \$1.6 billion in estimated total project costs and \$937 million is total CCBF spending to date. A complete list of 2020 projects can be found in Appendix C of this report.

CCBF Spending and Project Count by Investment Category: 2020

| Investment Category | Spending | Project Count |
|--|----------|---------------|
| Local roads, bridges and active transportation | \$56.8 M | 231 |
| Public transit | \$49.8 M | 32 |
| Recreation and sport | \$29.8 M | 205 |
| Drinking water | \$17.9 M | 90 |
| Wastewater | \$15.9 M | 64 |
| Culture and tourism | \$7.9 M | 46 |
| Other* | \$7.8 M | 19 |
| Community energy systems | \$6.1 M | 68 |
| Capacity building | \$4.9 M | 124 |
| Solid waste | \$2.8 M | 15 |

* Regional & local airports; Disaster mitigation; Broadband connectivity; Brownfield remediation

Giants Head Park Trail - District of Summerland ►



IN 2020, OUTPUTS OF PROJECTS INCLUDED NEW CONSTRUCTION, REHABILITATION, EXPANSION, OR REPLACEMENT OF:



147 km of
local roads



82 electric
vehicle
charging
stations

117 km of bike
& multi-use
paths



235 public
transit fleet
vehicles

25 km of
local water
pipe



70 community
or
recreational
facilities



Photo credits (clockwise from left): Village of Tahsis, Translink, and Thompson-Nicola Regional District

INVESTMENT CATEGORY OVERVIEW:

LOCAL ROADS, BRIDGES, & ACTIVE TRANSPORTATION

In 2020, 95 local governments reported spending on 231 local road, bridge and active transportation projects across British Columbia. These investments resulted in 147 km of local road works and 85 km of bike and multi-use paths linking communities through regional active transportation corridors.

Annually, local roads and bridges is the highest reported investment categories for spending and project count in British Columbia. In fact, in 2020, both the total investment and number of new projects reported grew for the roads category.

In 2020:

- 95 local governments reporting 235 projects
- 115 complete projects
- Over 2.8 million people benefiting from projects
- Total project cost: \$449 million



Local Roads, Bridges, and Active Transportation Outputs: 2020

| Infrastructure | Output |
|---|--------|
| Streetlights (#) | 4814 |
| Two lane pave road (km) | 147 |
| Intersections traffic/pedestrian safety & signals (#) | 79 |
| Bicycle lane (km) | 47 |
| Multi-use path (km) | 38 |
| Sidewalk (km) | 32 |
| Pedestrian bridge (#) | 12 |
| Vehicle bridge (#) | 5 |
| Roundabout (#) | 3 |
| Signage & wayfinding projects (#) | 2 |

47km of bicycle lanes
constructed in 2020





PROJECT PROFILE: BOTTOM WOOD LAKE ROAD IMPROVEMENTS

DISTRICT OF LAKE COUNTRY

The District of Lake Country has used Canada Community-Building funding to implement active transportation goals identified in its Official Community Plan. Key transportation goals for the District are the creation of a multi-modal transportation network; enhancement of safety and efficiency; and minimization of the environmental impact of the network.

The project updated 2 km of roadway along Bottom Lake Road, including the addition of new sidewalks; improved accessibility with the addition of sidewalk letdowns and tactile warning strips; new asphalt bicycle lanes that are buffered from parallel parked vehicles; and the replacement of convention intersection with a roundabout.

INVESTMENT CATEGORY OVERVIEW:

RECREATION AND SPORTS INFRASTRUCTURE

In 2020, 67 local governments reported 205 sports and recreation infrastructure projects expending \$29.8 million in Canada Community-Building funds. These projects represent a total project cost of almost \$220 million and impact a population of more than 2.6 million British Columbians.

Sports and recreation projects have been an eligible investment under the CCBF since 2014 and have seen a significant year-over-year increase in both project count and investment since this time. The majority of sports and recreation investments see improvements to community centres, local parks, and creation of recreational paths and trails.



Capital Regional District - Expansion of SEAPARC
Leisure Complex Fitness & Multi-Purpose Space ▲

Sports and Recreation Infrastructure Outputs: 2020

| Asset Type | Output |
|-------------------------------------|--------|
| Recreational path and trails (km) | 74 |
| Parks (#) | 49 |
| Community centres (#) | 38 |
| Recreation centres (#) | 23 |
| Sport fields, tracks and courts (#) | 21 |
| Arenas (#) | 20 |
| Playgrounds (#) | 19 |
| Swimming pools (#) | 9 |
| Skate/bike park (#) | 5 |
| Stadium (#) | 3 |
| Golf courses (#) | 3 |
| Skating rinks (#) | 2 |

\$29.8 million

invested in 205 sport &
recreation infrastructure
projects in 2020



PROJECT PROFILE: PAT DUKE MEMORIAL ARENA IMPROVEMENTS

REGIONAL DISTRICT OF NORTH OKANAGAN

The Regional District of North Okanagan used Canada Community-Building funding to renovate and expand the changerooms at the Pat Duke Memorial Arena in Lumby. Before the renovations, the 50-year-old arena lacked adequate change rooms for women.

The project added a full suite of four newly constructed change rooms, a new players' entrance and viewing area, newly renovated referee change rooms and complete renovations of two of the existing change rooms.

INVESTMENT CATEGORY OVERVIEW:

PUBLIC TRANSIT

In 2020, Canada Community-Building Fund recipients expended \$49.8 million on 32 public transit infrastructure projects.

The majority of this spending is attributed to the GVRF fund that reported spending \$47 million on 19 projects. Although spending for the GVRF program is down in 2020, the amount of reported spending is expected to increase in future years.

Outside the GVRF program, 9 local governments expended \$2.8 million on 13 projects valued at almost \$14 million.

Complete and on-going public transit infrastructure projects provided the following outputs in 2020:

| Asset Type | Output |
|--------------------------------|--------|
| Bus (#) | 235 |
| Transit stops/Bus pull-out (#) | 27 |
| Transit exchange or hub (#) | 6 |



\$49.8 million

invested in 32 public
transit projects in 2020

PROJECT PROFILE:

KELOWNA REGIONAL TRANSIT SYSTEM - BUS PURCHASES

BC TRANSIT

The City of Kelowna has used CCB funding to contribute to a range of fleet vehicle purchase and upgrades to its transit operating centre during the reporting period. The purchases include the replacement of 28 community and custom buses and the expansion of 5 additional buses.

GREATER VANCOUVER REGIONAL FUND

In 2020, CCBF was used to fund the following revenue fleet projects:

- 2020 Conventional Bus Expansion (55 hybrid articulated 60' buses and 6 battery-electric 40' buses)
- 2020 Conventional Bus Replacement (25 43' Double-deckers)
- 2020 Community Shuttle Replacement (62 lowfloor Community Shuttles)
- 2020 HandyDART Vehicle Replacement (42 HD vehicles)
- 2020 HandyDART Vehicle Expansion (10 HD vehicles)



38,000

new bus trips annually across
Metro Vancouver

Over \$1.5 billion of CCBF funding was allocated to complete and on-going GVRF projects.



INVESTMENT CATEGORY OVERVIEW: DRINKING WATER

In 2020, 41 local governments reported 92 drinking water infrastructure projects expending \$18 million of Canada Community-Building funds. These projects represent a total project cost of more than \$81 million and impact a population of more than 689,000 British Columbians.

In 2020, drinking water infrastructure projects made improvements to over 16,000m³ of clean water storage. Improvements were made to over 1,600 drinking water connections. Drinking water projects benefit populations in excess of 684,000 and support over 4,500 kilometers of drinking water transmission main.

Drinking water continues to be a significant investment category for Canada Community-Building Fund recipients in B.C. Since 2014, 515 drinking water projects have reported over \$155 million in CCBF investments.



◀ qathet Regional District - Van Anda Improvement
District Waterworks Upgrade

Drinking Water Infrastructure Outputs: 2020

| Infrastructure | Output |
|--|--------|
| Water meters (#) | 22,785 |
| Water reservoirs and storage tanks (m ³) | 11,488 |
| Local water pipe (metres) | 24,789 |
| Transmission water pipe (metres) | 6,012 |
| Water services (#) | 627 |
| Fire hydrants (#) | 73 |
| SCADA system implementation (#) | 23 |
| Water wells (#) | 16 |
| Treatment facilities (#) | 13 |
| Pressure reducing valves/stations (#) | 12 |
| Bulk water vending tanks (#) | 8 |
| Pump stations (#) | 7 |
| Generators (#) | 6 |
| Filtration systems (#) | 5 |
| Dams (#) | 3 |
| Source water and aquifer monitoring (#) | 1 |

24,789
metres
of local water
pipe constructed






PROJECT PROFILE: TREPANIER CREEK INTERCONNECT

DISTRICT OF PEACHLAND

The District of Peachland is using Canada Community-Building funding to connect two separate water systems in the region, a key step in the community's Water Master Plan.

The project saw the construction of approximately 2.2km of watermain, the installation of three pressure reducing stations, and a Creek crossing to connect the Peachland Creek and Trepanier water systems. The completed project allowed for the decommissioning of the Trepanier Creek intake and chlorination facility.



INVESTMENT CATEGORY OVERVIEW: WASTEWATER AND STORMWATER

In 2020, 38 local governments reported 64 community wastewater and stormwater infrastructure projects expending \$16 million of CCB funding. These projects represent a total project cost of over \$76 million.

Projects improved treatment for over 80,000m³ of wastewater every day. Wastewater projects in British Columbia support 1,000 kilometers of storm sewer networks and 1,200 kilometers of sanitary sewer networks, impacting a population of more than 732,000 people.



▲ Bralorne Wastewater Collection System Upgrade and Secondary Treatment - Squamish-Lillooet Regional District

Wastewater and Storm Water Outputs: 2020

| Infrastructure | Output |
|---------------------------------------|--------|
| Sewage collection lines (metres) | 17,839 |
| Storm collection lines (metres) | 16,557 |
| Wastewater treatment plants (#) | 17 |
| Pumps and lift stations (#) | 11 |
| Culverts (#) | 15 |
| Natural assets (#) | 5 |
| Water outfalls and disposal plant (#) | 3 |
| SCADA System Implementation (#) | 3 |
| Sewage lagoons (#) | 2 |
| Generators (#) | 1 |
| Wastewater storage tanks (#) | 1 |
| Septic tanks (#) | 1 |

\$16 million

invested in 64 community waste and storm water projects in 2019



34,396 metres

 of sewage & storm collection lines



PROJECT PROFILE:
**WASTEWATER TREATMENT PLANT AERATION SYSTEM
RENEWAL**

NORTHERN ROCKIES REGIONAL MUNICIPALITY

Northern Rockies Regional Municipality has used CCB funding to upgrade the aeration system at its wastewater treatment plant. The project brings the plant into compliance with Environment Canada effluent regulations and will include a number of features that will increase its efficiency. The upgrades to facility included new blower units and construction of a blower pad, new air header and lateral piping, lagoon diffuser replacements, electrical modifications, and desludging of aeration cells.

INVESTMENT CATEGORY OVERVIEW:

SOLID WASTE

In 2020, 12 local governments reported 15 solid waste management infrastructure projects expending \$2.8 million of CCBF funding. These projects represent a total project cost of \$14 million and impact a population of 179,000.



\$2.8 million
invested in 15 solid waste
projects in 2020

Solid Waste Outputs: 2020

| Landfills and disposal sites | |
|--|----|
| Dump site (#) | 1 |
| Landfill decommissioning and closure (#) | 2 |
| Road (#) | 1 |
| Recycling facility | |
| Building (#) | 2 |
| Diversion assets (#) | 1 |
| Waste collection and transport | |
| Building (#) | 2 |
| Transfer station assets (#) | 3 |
| Solid waste organics | |
| Waste collection assets (#) | 13 |
| Composting facility (#) | 3 |



Over 179,000 residents

benefit from solid waste projects funded by the
Canada Community-Building Fund.



PROJECT PROFILE:

PRINCE RUPERT LANDFILL EXPANSION PHASE 3 - ADDITIONAL LEACHATE POND

CITY OF PRINCE RUPERT

The City of Prince Rupert used CCB funding to construct a new landfill leachate lagoon. As the city's existing landfill is nearing capacity, the project will also allow for the expansion of an existing berm while a new cell is built. Leachate, a liquid produced from waste, is collected and settles in the pond, and is treated before it is discharged. The leachate conveyance system was both upgraded and expanded as part of this phase of the project.

INVESTMENT CATEGORY OVERVIEW: COMMUNITY ENERGY SYSTEMS

In 2020, 31 local governments reported 68 community energy system infrastructure projects expending \$4.7 million in Canada Community-Building funding. These projects represent a total project cost of over \$25.5 million and impact a population of more than 1.4 million British Columbians.


Community energy infrastructure is an excellent example of how the CCBF responds to a range of local needs and priorities. Over 70% of the projects undertaken in this category are retrofits and upgrades of buildings in rural and unincorporated areas of British Columbia.



82 EV charging stations
were funded through CCBF in 2020.

Community Energy Systems Outputs: 2020

| Infrastructure | Output (#) |
|--|------------|
| Street lights (#) | 15,536 |
| Community hall/Fire hall/ Municipal building - electrical, lights, envelope, heating or cooling equipment (#) | 45 |
| Electric vehicle charging stations (#) | 82 |
| Solar energy projects (#) | 11 |
| Bio-mass power plants (#) | 2 |
| Geothermal energy projects (#) | 1 |

 **\$4.7 million**
invested in 68 community energy
systems projects in 2020



PROJECT PROFILE:

OAK BAY RECREATION CENTRE ENERGY RECOVERY PROJECT

DISTRICT OF OAK BAY

The District of Oak Bay has utilized a “made in B.C.” technology to install an energy recovery loop and heat exchanger in its arena. The new system captures heat from the cooling of the ice slab that was previously was vented outdoors and redistributes the heat the pool and tennis bubble at the facility. The energy captured in winter is sufficient to heat 30-40 homes. The new system is expected to reduce GHG emissions form the facility by over 180 tonnes per year, providing a 60% reduction in its GHG output.

INVESTMENT CATEGORY OVERVIEW: CULTURAL AND TOURISM INFRASTRUCTURE

In 2020, 33 local governments reported 46 cultural and tourism infrastructure projects expending \$7.9 million of CCB funding. These projects represent a total project cost of over \$25 million and impact a population of roughly 1.6 million British Columbians.

Culture and tourism were introduced as new categories in 2014 and have seen a steady increase in investment each year.



▲ Sun Peaks Centre - Sun Peaks Mountain Resort Municipality

Cultural and Tourism Infrastructure Outputs: 2020

| Asset Type | Output |
|---|--------|
| Marina or dock, boat launches (#) | 9 |
| Community centre (#) | 8 |
| Fair/exhibition grounds (#) | 6 |
| Cultural precinct/tourism hub (#) | 5 |
| Art gallery/studio (#) | 5 |
| Visitor information centre (#) | 3 |
| Museums (#) | 3 |
| Interpretative spaces (#) | 3 |
| Libraries/archives (#) | 3 |
| Heritage building (#) | 3 |
| Theatres, halls and performing arts centres (#) | 2 |

\$7.9 million

invested in 46 culture & tourism
infrastructure projects in 2020





PROJECT PROFILE: **SUN PEAKS CENTRE**

SUN PEAKS MOUNTAIN RESORT MUNICIPALITY

Sun Peaks Mountain Resort Municipality used CCB funding to construct the Sun Peaks Centre. The new facility opened in August 2020, complimenting existing event and meeting space within the village hotels. The Centre's flexible meeting rooms can accommodate groups of up to 240 guests, while the covered outdoor arena can host events for over 1,700 guests from May to October. The Centre is conveniently located within a 5-minute walk to all village hotels, restaurants and shops. The project also saw the construction of a fitness facility, change rooms and spectator seating.

INVESTMENT CATEGORY OVERVIEW:

BROADBAND CONNECTIVITY, LOCAL AIRPORTS, DISASTER MITIGATION, AND BROWNFIELD REDEVELOPMENT

The remaining 2% of infrastructure projects reported in 2020 consist of a variety of disaster mitigation, regional airport, broadband connectivity and brownfield remediation projects. Similar to other categories added under the Renewed Agreement, like Recreation and tourism, investment in these categories is concentrated in rural and remote areas of B.C., where a small amount of CCBF investment can make a big impact in a community.

On-going and complete projects reported the following outputs:

- 4 airports and 3,300 meters of runway improved
- 2 dams / dikes upgraded
- 130 kilometers of fibre optic backbone installed, providing high speed internet access to over 1,100 households in rural communities in B.C.

Canada Community-Building Fund Spending and 2020 Project Count by Investment Category

| Investment Category | Projects | Funds Spent | Total Project Cost |
|-----------------------------|----------|-------------|--------------------|
| Broadband connectivity | 8 | \$0.6 M | \$24.0 M |
| Disaster mitigation | 6 | \$6.4 M | \$16.2 M |
| Regional and local airports | 4 | \$0.1 M | \$5.1 M |
| Brownfield redevelopment | 1 | \$0.7 M | \$8.8 M |

Over 3,300m
of airport runways
improved or
expanded within B.C.



More than 130 kilometres of fibre optic cable
provided high speed internet access to over
1,100 households in rural communities in B.C.



▲ Slocan Lake



PROJECT PROFILE:

SLOCAN VALLEY BROADBAND CONNECTIVITY PROJECT

REGIONAL DISTRICT OF CENTRAL KOOTENAY

The Regional District of Central Kootenay is using CCB funding to partner with Columbia Basin Trust and leverage provincial funding to extend a fibre optic backbone network into the Slocan Valley. The new network will serve as a high-speed launching platform for Internet Service Providers wishing to offer their services to residents or businesses in the area. The proposed network will connect to an existing regional network and will have points of presence in five communities. The project will use a variety of installation methods including underground, marine and aerial facilities.

INVESTMENT CATEGORY OVERVIEW: CAPACITY BUILDING


In 2020, 72 local governments expended \$4.8 million on 124 capacity building projects. These projects benefit populations totalling 1.4 million residents across the province.

Capacity Building Canada Community-Building Fund Spending and 2020 Project Count

| Investment Category | Projects | Funds Spent | Total Project Cost |
|--|----------|-------------|--------------------|
| Asset management | 49 | \$2.4 M | \$10.1 M |
| Integrated community sustainability planning | 19 | \$0.8 M | \$1.8 M |
| Long-term infrastructure planning | 56 | \$1.7 M | \$5.2 M |

Over 1.4 million residents
benefit from capacity building projects funded by the
Canada Community-Building Fund

\$4.8 million
invested in 124 capacity
building projects in 2020





PROJECT PROFILE:

IMPROVING ACCURACY OF HYDROLOGY MODELS FOR LONG-TERM PLANNING IN THE OKANAGAN (PART B)

OKANAGAN BASIN WATER BOARD

The Okanagan Basin Water Board has used CCB funding to create a suite of sub-basin hydrological models for 16 of the principal tributaries that enter the Okanagan mainstream lakes and river systems. Based on Raven Hydrological Modelling, the Okanagan Hydrologic Modelling Environment provides an open-source framework for the Okanagan Basin that provides the basis for ongoing and future hydrologic assessments in support of regional water management and planning.

ASSET MANAGEMENT

During the term of the Agreement, local governments in B.C. are required to work to strengthen their asset management practices and capacity. This work is guided by the *Asset Management for Sustainable Service Delivery: A BC Framework*. As part of this requirement under the Agreement, local governments are required to commit to asset management practices, and report on those activities, to remain eligible to receive Community Works Funds.

The first phase of meeting the asset management reporting requirements was launched in 2016 with the collection of asset management baseline data from all B.C. local governments. With 100% participation, a report on the aggregate results was released in early 2017: *Status of Asset Management in British Columbia – Results from the 2016 Canada Community-Building Fund Asset Management Baseline Survey*.

In 2017, to meet the Phase 2 Canada Community-Building Fund Agreement requirements, local governments completed an 'Asset Management Commitment Questionnaire' as part of their Annual Expenditure Report. The purpose of this questionnaire was for local governments to identify commitments and/or describe planned improvements that will move them forward with strengthening asset management practices and capacity. The completion of this questionnaire required local governments to revisit the asset management baseline data they provided for the 2016 survey and identify a path forward in making incremental improvements in asset management over the 10 year Canada Community-Building Fund Agreement.

Phase 3, the final phase, will involve the launching and participation in a final survey in 2022. As required in the 2014-2024 Administrative Agreement, a final Outcomes Report must be submitted by UBCM to the federal government by March 31, 2023. The 2022 Asset Management survey will mirror that of the 2016 Canada Community-Building Fund Asset Management Baseline Survey and will be used to develop an asset management outcome report, comparing the aggregate asset management improvements achieved over the course of the Agreement. Individual local governments will also be able to identify their respective improvements made, as well as determine where additional work is needed.

It is recognized that local governments are being asked to provide asset management data/information from various sources – Statistics Canada, the Ministry of Municipal Affairs, UBCM and others. While it is not feasible to align efforts for the upcoming 2022 survey, UBCM and the Ministry of Municipal Affairs will be working to align efforts as both parties participate in the renegotiation of the 2024-2034 Canada Community Building Fund Administrative Agreement.

To support local governments in their efforts to improve asset management practices and capacity, UBCM has continued to work with, and support, the activities of Asset Management BC (AMBC). AMBC has been providing B.C. local governments with tools, training and other resources. This includes, but is not limited to the following;

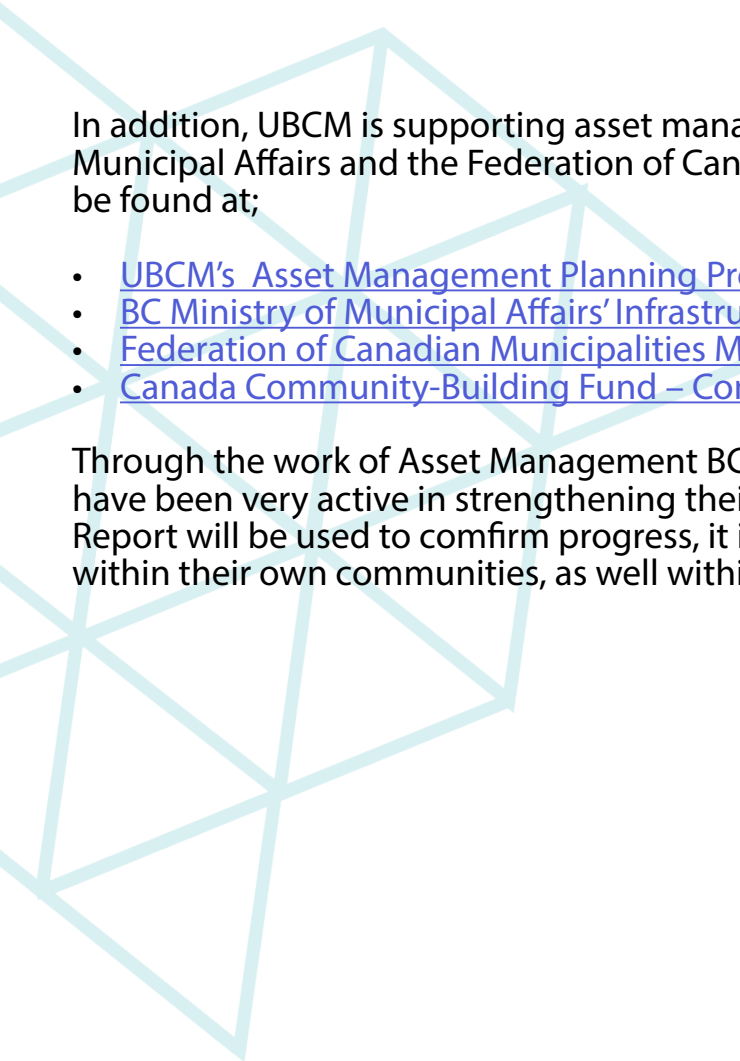
- Development of the Asset Management for Sustainable Service Delivery: A BC Framework,
- Development of 4 complementary Primers, integrating Climate Change, Natural Assets, Operations & Maintenance, and Land Use Planning with asset management,
- A resource rich website,
- Quarterly Newsletters with case studies,
- Education and training through conferences, webinars and workshops, and
- Direct outreach to local governments.



In 2021, AMBC delivered free workshops through FCM's 'Municipal Asset Management Program' which included;

- Building Awareness for Elected Officials - Presentations to your Council or Board to increase awareness and support for your asset management practices, and how this is key to sustainable service delivery.
- Working with Levels of Service - A series of custom webinars to help you identify your levels of service including processes, tool kits, and coaching to develop and implement a plan for your community.
- Operationalizing Asset Management - A unique cohort-based learning experience to help you identify and overcome the barriers to asset management in the areas of organizational culture, structure, and capacity.

These training programs will continue to be delivered in 2022. More information can be found on the [AMBC website](#).



In addition, UBCM is supporting asset management planning funding through strategic partnerships with the B.C. Ministry of Municipal Affairs and the Federation of Canadian Municipalities. Additional information on current funding opportunities can be found at;

- [UBCM's Asset Management Planning Program](#)
- [BC Ministry of Municipal Affairs' Infrastructure Planning Grant Program](#)
- [Federation of Canadian Municipalities Municipal Asset Management Program](#)
- [Canada Community-Building Fund – Community Works Program](#)

Through the work of Asset Management BC and the financial support of the various funding programs, B.C. local governments have been very active in strengthening their respective asset management practices and capacity. While the 2023 Outcome Report will be used to confirm progress, it is clear that B.C. local governments are showing leadership in asset management within their own communities, as well within the province and nationally.



Asset Management BC Framework

COMMUNICATIONS AND OUTREACH

RECIPIENT LED COMMUNICATIONS IN 2020

Recipients of CCBF contributions in B.C. have been proactive in communicating the program's benefits to local residents throughout the reporting period. Local governments, with support from UBCM, use a variety of means to share information on CCBF investments in local infrastructure, including media events, news releases, community events, social media, videos and project signage. Local events and news releases remain a priority feature of communications undertaken by B.C. local governments, usually with additional support through local Facebook and Twitter accounts.

Like many other aspects of local government work, the COVID-19 pandemic impacted communications by local governments in B.C. 2020 saw a greater emphasis on news release only communications, and in some cases, virtual events that incorporated the use of video.

2020 CCBF Coordinated Communications

| Recipient | Project | Communication Approach |
|----------------------|---------------------------------|------------------------|
| TransLink | RapidBus Service Expansion | Service Launch |
| Lake Country | Active Transportation Expansion | Announcement |
| Thompson Nicola RD | Playground Upgrades | Ribbon Cutting |
| Revelstoke | Roundabout Completion | Ribbon Cutting |
| RD North Okanagan | Arena Renovation & Expnsion | Virtual Opening |
| Alberni Clayoquot RD | Rollup of seven projects | Acknowledgement |
| Coquitlam | Community Centre Upgrades | Opening |
| Golden | River Dike Improvements | Design Reveal |
| Prince Rupert | Rollup of two projects | Acknowledgement |
| Capital RD | New Fitness Facility | Opening |
| Summerland | Trail Completion | Opening |
| Port Coquitlam | Phase 1 Community Centre | Opening |
| Thompson Nicola RD | Curling Rink Renovations | Opening |

SOCIAL MEDIA AND SIGNAGE

In order to broaden visibility of the Canada Community-Building Fund, UBCM has established dedicated [Facebook](#) and [LinkedIn](#) pages to supplement social media sharing through UBCM's dedicated [Twitter account](#). Facebook is the main platform for engaging with local governments, and provides UBCM with a way of amplifying posts shared by our members.

Since its inception in December 2020, the CCBF LinkedIn page has experienced consistent growth, with a majority of our followers from the government administration and relations industry, followed by civil engineering, higher education, and management consulting.

UBCM has corresponded with B.C. local governments to encourage the installation of signage and the use of social media to highlight projects. The following chart compares survey results from the 2019 and 2020 CCBF surveys of local government activity with regard to both:

| | 2019 | | 2020 | |
|------------------------------|---------|------|---------|------|
| | Total # | LG # | Total # | LG # |
| Recipient Signage | 79 | 39 | 152 | 65 |
| Recipient social media posts | 34 | 36 | 98 | 45 |

From 2019 to 2020:

- Total CCBF signs reported increased 92% and local governments reporting signage increases 67%
- Social media posts increased 188% and local governments posting to social media increased by 25%

OUTREACH

UBCM CCBF staff led a number of workshops focussed on funding programs and Asset Management in 2020 before the COVID-19 shutdown in March 2020. Workshops were held in Prince George, Kelowna, Cranbrook, and Nelson between March 3 and March 11. A webinar was held in April 2020 in replacement of the remaining workshops.

APPENDIX A

FINANCIAL REPORT TABLE

UBCM

| | January 1, 2020 to December 31, 2020* | Cumulative Date of Signing |
|------------------------------------|---------------------------------------|----------------------------|
| Opening Balance of Unspent Funding | 384,291,000.00 | |
| Received from Canada | 280,416,000.00 | 2,159,917,000.00 |
| Interest Earned | 3,547,000.00 | 29,291,000.00 |
| Administrative Cost | 271,000.00 | 6,511,000.00 |
| Transferred to Ultimate Recipients | 154,344,000.00 | 1,994,460,000.00 |
| Closing Balance of Unspent Funds | 513,639,000.00 | |
| *rounded | | |

Ultimate Recipients in Aggregate

| | January 1, 2020 to December 31, 2020* | Cumulative Date of Signing |
|--------------------------------------|---------------------------------------|----------------------------|
| Opening Balance of Unspent Funding** | 818,450,756.00 | |
| Received from UBCM | 154,344,754.00 | 1,994,459,430.00 |
| Interest Earned | 13,720,170.00 | 76,048,705.00 |
| Spent on Eligible Projects*** | 195,498,510.00 | 1,793,287,357.00 |
| Closing Balance of Unspent Funding | 791,017,170.00 | |
| see next page for footnotes | | |

Footnotes

**2019 Closing Balance/2020 Opening Balance

Closing Balance of Unspent Funds as reported in the 2019 AER reconciled to Opening Balance of Unspent Funds in the 2020 AER with adjustments listed below.

Note that due to the impact of COVID, a number of local governments reported after the 2019 AER and Specified Audit Procedure was delivered to Canada on September 30, 2020.

| 2019 Closing Balance | 2020 Opening Balance | Difference |
|----------------------|----------------------|------------|
| 821,202,248 | 818,450,756 | 2,751,492 |
| | | |

***Prior Year Adjustments to Current Year

2020 spending includes \$4,361,055 in adjustments to prior year projects or adjustments to prior year reported interest.

APPENDIX B

RESULTS OF THE UBCM FINANCIAL AUDIT

Administrative Agreement on the Federal Gas Tax Fund in British Columbia
Annual Expenditure Report – Federal Gas Tax Fund Receipts and Disbursements of

UNION OF BRITISH COLUMBIA MUNICIPALITIES

And Independent Auditors' Report thereon

For the year ended December 31, 2020



KPMG LLP
PO Box 10426 777 Dunsmuir Street
Vancouver BC V7Y 1K3
Canada
Telephone (604) 691-3000
Fax (604) 691-3031

INDEPENDENT AUDITORS' REPORT

To the President's Committee of the Union of British Columbia Municipalities

Opinion

We have audited the Annual Expenditure Report - Federal Gas Tax Fund Receipts and Disbursements of Union of British Columbia Municipalities (the "Entity"), which comprise:

- the schedule of Federal Gas Tax Fund receipts and disbursements for the year ended December 31, 2020
- and notes to the annual expenditure report, including a summary of significant accounting policies

(hereinafter referred to as the "Annual Expenditure Report").

In our opinion, the accompanying Annual Expenditure Report for the year ended December 31, 2020 of the Entity is prepared, in all material respects, in accordance with the financial reporting provisions described in Note 2 to the Annual Expenditure Report.

Basis of Opinion

We conducted our audit in accordance with Canadian generally accepted auditing standards. Our responsibilities under those standards are further described in the "***Auditors' Responsibilities for the Audit of the Annual Expenditure Report***" section of our auditors' report.

We are independent of the Entity in accordance with the ethical requirements that are relevant to our audit of the Annual Expenditure Report in Canada and we have fulfilled our other ethical responsibilities in accordance with these requirements.

We believe that the audit evidence we have obtained is sufficient and appropriate to provide a basis for our opinion.



Emphasis of Matter - Financial Reporting Framework

We draw attention to Note 2 in the Annual Expenditure Report, which describes the applicable financial reporting framework and purpose of the Annual Expenditure Report.

As a result, the Annual Expenditure Report may not be suitable for another purpose.

Our opinion is not modified in respect to this matter.

Responsibilities of Management and Those Charged with Governance for the Annual Expenditure Report

Management is responsible for the preparation of the Annual Expenditure Report in accordance with the financial reporting provisions described in Note 2 in the Annual Expenditure Report; this includes determining that the basis of accounting is an acceptable basis for the preparation of the Annual Expenditure Report in the circumstances, and for such internal control as management determines is necessary to enable the preparation of the Annual Expenditure Report that is free from material misstatement, whether due to fraud or error.

Those charged with governance are responsible for overseeing the Entity's financial reporting process.

Auditors' Responsibilities for the Audit of the Annual Expenditure Report

Our objectives are to obtain reasonable assurance about whether the Annual Expenditure Report as a whole are free from material misstatement, whether due to fraud or error, and to issue an auditors' report that includes our opinion.

Reasonable assurance is a high level of assurance, but is not a guarantee that an audit conducted in accordance with Canadian generally accepted auditing standards will always detect a material misstatement when it exists.

Misstatements can arise from fraud or error and are considered material if, individually or in the aggregate, they could reasonably be expected to influence the economic decisions of users taken on the basis of the Annual Expenditure Report.

As part of an audit in accordance with Canadian generally accepted auditing standards, we exercise professional judgment and maintain professional skepticism throughout the audit.

We also:

- Identify and assess the risks of material misstatement of the Annual Expenditure Report, whether due to fraud or error, design and perform audit procedures responsive to those risks, and obtain audit evidence that is sufficient and appropriate to provide a basis for our opinion.

The risk of not detecting a material misstatement resulting from fraud is higher than for one resulting from error, as fraud may involve collusion, forgery, intentional omissions, misrepresentations, or the override of internal control.



- Obtain an understanding of internal control relevant to the audit in order to design audit procedures that are appropriate in the circumstances, but not for the purpose of expressing an opinion on the effectiveness of the Entity's internal control.
- Evaluate the appropriateness of accounting policies used and the reasonableness of accounting estimates and related disclosures made by management.
- Communicate with those charged with governance regarding, among other matters, the planned scope and timing of the audit and significant audit findings, including any significant deficiencies in internal control that we identify during our audit.

KPMG LLP

Chartered Professional Accountants

Vancouver, Canada
July 19, 2021

UNION OF BRITISH COLUMBIA MUNICIPALITIES

Schedule of Federal Gas Tax Fund Receipts and Disbursements
Expressed in thousands of dollars

For the year ended December 31, 2020

| | Cumulative from September 19, 2005 to December 31, 2019 | For the period from January 1, 2020 to December 31, 2020 | Cumulative from September 19, 2005 to December 31, 2020 |
|---|---|--|---|
| Opening Balance of Unspent Funds | \$ - | \$ 384,291 | \$ - |
| Received from Canada | 3,517,888 | 280,416 | 3,798,304 |
| Investment Income | 41,338 | 3,547 | 44,885 |
| Sub-Total (total available for transfer and spending) | 3,559,226 | 668,254 | 3,843,189 |
| Transferred to Eligible Recipients | 3,163,857 | 154,344 | 3,318,201 |
| Spent on Administration Costs | 11,078 | 271 | 11,349 |
| Sub-Total (total transfer and spending) | 3,174,935 | 154,615 | 3,329,550 |
| Closing Balance of Unspent Funds | \$ 384,291 | \$ 513,639 | \$ 513,639 |

See accompanying notes to the Annual Expenditure Report – Federal Gas Tax Funds Receipts and Disbursements.

UNION OF BRITISH COLUMBIA MUNICIPALITIES

Notes to Annual Expenditure Report – Federal Gas Tax Funds Receipts and Disbursements

For the year ended December 31, 2020

1. Background:

On September 19, 2005, the Union of British Columbia Municipalities (the “UBCM”), the Government of Canada (“Canada”) and the Province of British Columbia (the “Province”) entered into the Agreement on the Transfer of Federal Gas Tax Revenues under the New Deal for Cities and Communities 2005 - 2015 (the “First Agreement”). The First Agreement was focused on achieving three environmental sustainability outcomes: reduced greenhouse gas emissions, cleaner water and cleaner air with reliable and predictable funding. The First Agreement resulted in contributions of \$635,599,000 to local governments and other eligible recipients in British Columbia from 2005/2006 to 2009/2010 through three delivery mechanisms: a Community Works Fund, a Strategic Priorities Fund and an Innovations Fund (collectively the “Gas Tax Fund”). On March 17, 2008, the First Agreement was amended to provide additional contributions of \$1,002,788,000 from 2011/2012 to 2013/2014.

The First Agreement provided funding for local governments and other eligible recipients in British Columbia for a variety of capital and planning projects. Eligible project categories included:

- (a) Public transit,
- (b) Community energy systems,
- (c) Solid waste management,
- (d) Water and wastewater; and
- (e) Capacity building.

Effective April 1, 2014, the UBCM, Canada and the Province entered into the Administrative Agreement on the Federal Gas Tax Fund in British Columbia (the “Agreement”). The First Agreement was terminated as of April 1, 2014, and the Gas Tax Fund was transitioned from the First Agreement to the Agreement. The Agreement builds on the First Agreement, and is focused on helping communities build and revitalize public infrastructure that supports national objectives of productivity and economic growth, a clean environment and strong cities and communities. The Agreement is effective until March 31, 2024.

UBCM administered the funding under both the First Agreement and the Agreement, and was responsible for reporting to Canada and the Province on the use of funding and outcomes achieved in accordance with the terms of the First Agreement and the Agreement.

UNION OF BRITISH COLUMBIA MUNICIPALITIES

Notes to Annual Expenditure Report - Federal Gas Tax Funds Receipts and Disbursements (continued)

For the year ended December 31, 2020

1. Background (continued):

Under the Agreement, the Gas Tax Fund continues to provide funding for local governments and other eligible recipients in British Columbia for a variety of capital and planning projects. In addition to the eligible project categories under the First Agreement, the Agreement includes the following new eligible project categories:

- | | |
|----------------------------------|----------------------------------|
| (a) Local roads and bridges, | (h) Brownfield redevelopment, |
| (b) Highways, | (i) Sport infrastructure, |
| (c) Short-sea shipping, | (j) Recreational infrastructure, |
| (d) Short-line rail, | (k) Cultural infrastructure, |
| (e) Regional and local airports, | (l) Tourism infrastructure; and |
| (f) Broadband connectivity, | (m) Disaster mitigation. |
| (g) Drinking water, | |

2. Basis of accounting:

The Annual Expenditure Report - Federal Gas Tax Funds Receipts and Disbursements of UBCM (the "Annual Expenditure Report") has been prepared in accordance with the following recognition and measurement principles:

- (a) amount received from Canada and amount transferred to eligible recipients are recognized and measured on a cash basis of accounting; and
- (b) investment income and amount spent on administration costs are recognized and measured on an accrual basis of accounting.

The Annual Expenditure Report is not prepared in accordance with the presentation principles or the presentation of all the financial statements and related note disclosures required for a complete set of financial statements.

The Annual Expenditure Report is prepared for UBCM to meet its obligations under Section 8 of Annex B and Section 1 of Schedule D of the Agreement. As a result, the Annual Expenditure Report may not be suitable for another purpose.

APPENDIX C
LIST OF ALL PROJECTS REPORTED IN 2020

2020 Canada Community-Building Fund Project List

Projects as reported by Ultimate Recipients between January 1 and December 31, 2020

The data found within this report is for information only and subject to change

| Ultimate Recipient | Project Title | Investment Category | Funds Spent | Complete |
|--------------------|---|--------------------------------------|-------------|----------|
| Abbotsford | JAMES Plant Ultraviolet (UV) Disinfection Project | Wastewater | \$2,113,206 | N |
| Abbotsford | Joint Water Master Plan Update - Abbotsford | Capacity Building - LTIP | \$15,219 | N |
| Abbotsford | Drinking Water Wells Infrastructure Renewal - Various Locations | Drinking Water | \$862,121 | Y |
| Abbotsford | Matsqui Slough - Bridge Replacement | Local Roads Bridges Active Transport | \$310 | Y |
| Abbotsford | Floodbox Assessment - Matsqui and McLennan Pump Stations | Capacity Building - AM | \$24,397 | N |
| Abbotsford | Jubilee Park Upgrades | Recreational Infrastructure | \$3,403 | Y |
| Abbotsford | Culvert Replacement: 3495 Bradner Rd. | Wastewater | \$768 | Y |
| Abbotsford | Culvert Replacement: 28265 Huntingdon Rd | Wastewater | \$173,287 | Y |
| Abbotsford | Culvert Replacement: 6670 Lefevre Road | Wastewater | \$398,000 | Y |
| Abbotsford | Asset Management - City-owned Bridges Project (2019) | Capacity Building - AM | \$113,370 | N |
| Abbotsford | Emergency Replacement of Rural Uplands Culverts 2019 | Wastewater | \$28,829 | N |
| Abbotsford | 2019 Sidewalk Program | Local Roads Bridges Active Transport | \$389,730 | N |
| Abbotsford | Vanderloo Pump Station - Replacement | Wastewater | \$14,404 | Y |
| Abbotsford | Abbotsford Parks and Recreation Commission - Fees & Charges Review | Capacity Building - LTIP | \$11,296 | N |
| Abbotsford | Vye Road Overpass | Local Roads Bridges Active Transport | \$193,988 | N |
| Abbotsford | City-wide Street Light Conversion Project | Community Energy Systems | \$543,036 | N |
| Abbotsford | Electric Charging Stations - City Facilities | Local Roads Bridges Active Transport | \$13,237 | Y |
| Abbotsford | Gladys Avenue Reconstruction | Local Roads Bridges Active Transport | \$334,011 | N |
| Abbotsford | King and Riverside Sidewalk & Lighting Design and Installation | Local Roads Bridges Active Transport | \$141,000 | Y |
| Abbotsford | Culvert Replacement: 28215 Huntingdon Rd | Local Roads Bridges Active Transport | \$293,820 | N |
| Abbotsford | Abbotsford Traffic Signal and Crosswalk Upgrades | Local Roads Bridges Active Transport | \$45,262 | N |
| Abbotsford | Traffic Calming Works - Chilcotin Dr, Mountain Dr and Lobban Rd | Local Roads Bridges Active Transport | \$27,000 | Y |
| Abbotsford | Delair Road at Old Yale Road - New Traffic Signal | Local Roads Bridges Active Transport | \$8,993 | N |
| Alberni-Clayoquot | Asset Management Implementation Project | Capacity Building - AM | \$61,213 | Y |
| Alberni-Clayoquot | Beaver Creek Community Club Playground Installation | Recreational Infrastructure | \$5,764 | N |
| Alberni-Clayoquot | Sproat Lake Community Hall - Various Upgrades | Recreational Infrastructure | \$30,439 | N |
| Alberni-Clayoquot | Beaver Creek Community Club - Hall Upgrade | Recreational Infrastructure | \$9,161 | N |
| Alberni-Clayoquot | Beaver Creek Water System Watermain Replacement - Fayette and Lamarque Rd | Drinking Water | \$407,000 | Y |
| Alberni-Clayoquot | West Coast Multi-Use Path | Tourism Infrastructure | \$28,244 | N |
| Alberni-Clayoquot | Bamfield Water System Infrastructure Upgrades | Drinking Water | \$20,879 | N |
| Alberni-Clayoquot | Salmon Beach Sewage Treatment upgrade | Wastewater | \$5,898 | N |
| Alert Bay | Village of Alert Bay: Poplar Rd and Larch St - Sewer Replacement and Construction Project | Wastewater | \$161,210 | Y |
| Anmore | Sidewalk Improvements to Sunnyside and East Roads | Local Roads Bridges Active Transport | \$390,060 | Y |
| Armstrong | Asset Management Program Development | Capacity Building - AM | \$8,438 | Y |
| Armstrong | Sage Avenue Complete Street Upgrades | Local Roads Bridges Active Transport | \$379,160 | N |
| Ashcroft | Ashcroft Water Treatment Plant Construction | Drinking Water | \$120,735 | N |
| Barriere | Siska Wastewater Treatment Plant - Pump Installation Project | Wastewater | \$1,867 | Y |
| Barriere | Barriere Flow Meter Installation | Drinking Water | \$23,000 | N |
| Barriere | Barriere Deep Well Pump Upgrade | Drinking Water | \$30,713 | N |
| Barriere | Riverwalk Wastewater Treatment Plant - UV Units & Pump Upgrades | Wastewater | \$7,830 | Y |
| BC Transit | Kelowna Regional Transit System - Bus Purchases | Public Transit | \$1,259,267 | Y |
| Belcarra | Official Community Plan (OCP) Update/Review | Capacity Building - ICSP | \$7,195 | N |
| Belcarra | Asset Management Plan & Related Long-Term Financial Plan | Capacity Building - AM | \$1,470 | N |

Updated as of 12/21/2021

List is subject to change

2020 Canada Community-Building Fund Project List
Projects as reported by Ultimate Recipients between January 1 and December 31, 2020
The data found within this report is for information only and subject to change

| Ultimate Recipient | Project Title | Investment Category | Funds Spent | Complete |
|--------------------|--|--------------------------------------|-------------|----------|
| Bowen Island | Bowen Island Sewer Treatment Plant and Outfall Capacity Study | Capacity Building - LTIP | \$50,000 | N |
| Bulkley-Nechako | Recycling Depot Expansion - Vanderhoof Transfer Station - Phase 2 | Solid Waste | \$1,311 | Y |
| Bulkley-Nechako | Town of Smithers Public Transit Bus Lease Contribution | Public Transit | \$10,000 | N |
| Bulkley-Nechako | Community Arts Studio Renovation and Accessibility Project | Cultural Infrastructure | \$80,000 | Y |
| Bulkley-Nechako | Lakes District Fair Association Concession Renovation and Electrical Upgrades | Tourism Infrastructure | \$36,500 | Y |
| Bulkley-Nechako | Lakes District Secondary School - Walking Track Paving Project | Recreational Infrastructure | \$40,000 | N |
| Bulkley-Nechako | Bulkley Valley Gymnastics Association - LB Werner Building Envelope Upgrade | Recreational Infrastructure | \$30,000 | Y |
| Bulkley-Nechako | Nechako Valley Exhibition - Safety Upgrades | Tourism Infrastructure | \$44,260 | N |
| Bulkley-Nechako | Dze L'Kant Friendship Center Society - Replace Exterior Siding | Cultural Infrastructure | \$30,000 | Y |
| Bulkley-Nechako | Smithers Community Services Association - Roof Replacement | Cultural Infrastructure | \$150,000 | Y |
| Bulkley-Nechako | Fraser Lake Legion - Upgrade | Recreational Infrastructure | \$19,861 | Y |
| Bulkley-Nechako | Smithers Golf and Country Club - Irrigation System | Recreational Infrastructure | \$68,627 | N |
| Bulkley-Nechako | Village of Telkwa - Community Hall Upgrade | Recreational Infrastructure | \$82,694 | N |
| Bulkley-Nechako | Bulkley Valley Regional Pool - Tot Pool Boiler and Air Handling Upgrades | Recreational Infrastructure | \$36,467 | N |
| Bulkley-Nechako | Fort Fraser Sewer Condition Assessment - Asset Management | Capacity Building - AM | \$10,000 | Y |
| Bulkley-Nechako | District of Vanderhoof - Recreation Upgrades - Vanderhoof Arena and Riverside Park | Recreational Infrastructure | \$60,000 | N |
| Burnaby | Central Park - Perimeter Trail - Section 3 | Recreational Infrastructure | \$751,000 | N |
| Burnaby | Burnaby Village Museum Pavilion & Covered Walkway | Cultural Infrastructure | \$993,215 | Y |
| Burns Lake | Burns Lake Road Improvements | Local Roads Bridges Active Transport | \$200,000 | Y |
| Cache Creek | Cache Creek WWTP and Pump Station Upgrade | Wastewater | \$844,615 | N |
| Cache Creek | Asset Management Plans for Sustainable Water and Sanitary Sewer Service Delivery | Capacity Building - AM | \$65,810 | N |
| Cache Creek | Ashcroft Regional Airport - Fence Construction | Regional and Local Airports | \$45,096 | Y |
| Cache Creek | Bridge Replacement - Quartz Rd and Trans Canada Hwy East | Local Roads Bridges Active Transport | \$29,189 | N |
| Cache Creek | Cache Creek Community Hall Improvements | Cultural Infrastructure | \$11,545 | Y |
| Campbell River | Cycling Path Upgrades - Campbell River | Local Roads Bridges Active Transport | \$12,443 | N |
| Campbell River | LED Street Light Conversion - Campbell River | Local Roads Bridges Active Transport | \$11,175 | N |
| Campbell River | Marine Foreshore Restoration | Wastewater | \$18,448 | N |
| Campbell River | Pedestrian Signal Crossings | Local Roads Bridges Active Transport | \$14,527 | N |
| Campbell River | Asphalt Overlay Project | Local Roads Bridges Active Transport | \$496,202 | N |
| Campbell River | Robron Park Fieldhouse Construction | Recreational Infrastructure | \$1,169,691 | Y |
| Campbell River | Robron Community Sports Field - Artificial Turf Installation | Sport Infrastructure | \$100,000 | N |
| Campbell River | Pathway Construction - Ostler Park to 3.5 Acres Site | Local Roads Bridges Active Transport | \$232,990 | N |
| Campbell River | New Downtown Outdoor Washroom at 11th and Cedar Street | Recreational Infrastructure | \$129,148 | Y |
| Campbell River | New Sidewalk Infill and Expansion at McPhedran Rd South | Local Roads Bridges Active Transport | \$92,203 | Y |
| Campbell River | New Transit Bus Shelters around Campbell River | Public Transit | \$23,429 | N |
| Campbell River | New Construction / Enhancement - Transit Stop at Carihi Secondary School on 350 Dogwood St | Public Transit | \$61,364 | N |
| Campbell River | Sportsplex Gym Moveable Wall Replacement | Recreational Infrastructure | \$319,863 | Y |
| Campbell River | Sportsplex Gym Floor Replacement | Recreational Infrastructure | \$135,028 | N |
| Campbell River | Greenyway Loop Wayfinding & Signage | Local Roads Bridges Active Transport | \$1,530 | N |
| Campbell River | Willow Point Park - Turf Installation | Sport Infrastructure | \$219,697 | N |
| Canal Flats | OCP Rewrite and Zoning Bylaw Update - Canal Flats | Capacity Building - ICSP | \$110,000 | Y |
| Canal Flats | Canal Flats Pathway to Beach Construction | Local Roads Bridges Active Transport | \$12,750 | Y |
| Capital | Expansion of SEAPARC Leisure Complex Fitness & Multi-Purpose Space | Recreational Infrastructure | \$332,569 | Y |

2020 Canada Community-Building Fund Project List
 Projects as reported by Ultimate Recipients between January 1 and December 31, 2020
 The data found within this report is for information only and subject to change

| Ultimate Recipient | Project Title | Investment Category | Funds Spent | Complete |
|--------------------|---|--------------------------------------|-------------|----------|
| Capital | Ganges Boardwalk and Pecks Cove Park Development Plan | Capacity Building - LTIP | \$6,069 | N |
| Capital | North Ganges Transportation Plan - Phase 2 - Infrastructure Improvements | Local Roads Bridges Active Transport | \$638,566 | Y |
| Capital | Sewer and Water Asset Management Plan Development - Community of Salt Spring Island | Capacity Building - AM | \$2,166 | Y |
| Capital | Sheringham Waterworks: Water Storage Expansion | Drinking Water | \$260,000 | Y |
| Capital | Trail Development - William Simmons Community Park | Recreational Infrastructure | \$8,539 | N |
| Capital | Pathway: Booth Canal to Vesuvius Road | Local Roads Bridges Active Transport | \$99,874 | N |
| Capital | Maliview Waste Water Treatment Plant Engineering Study and Design | Wastewater | \$49,876 | N |
| Capital | Fulford Water Main Replacement | Drinking Water | \$4,579 | N |
| Capital | North Galiano Firehall Solar Panel Installation | Community Energy Systems | \$25,000 | Y |
| Capital | South Galiano Firehall Solar Panel Installation | Community Energy Systems | \$13,196 | N |
| Capital | Dam Safety Improvements - Seismic Design | Capacity Building - LTIP | \$24,355 | Y |
| Capital | Pender Firehalls Solar Panel Installation | Community Energy Systems | \$27,987 | N |
| Capital | Integrated Community Connectivity Planning in the Southern Gulf Islands | Capacity Building - ICSP | \$131 | N |
| Capital | Mayne Island Community Centre | Recreational Infrastructure | \$70,000 | Y |
| Capital | Port Renfrew Sewer Upgrades | Wastewater | \$23,080 | Y |
| Capital | Wilderness Mountain Source Water Vulnerability Study | Capacity Building - LTIP | \$5,653 | N |
| Capital | Wilderness Mountain Water Service Upgrade | Drinking Water | \$5,808 | Y |
| Capital | Geotechnical Assessment of William Brook Dam | Capacity Building - AM | \$3,255 | Y |
| Capital | Kemp Lake Waterworks CRD Connection Pumping Station | Drinking Water | \$200,000 | Y |
| Capital | Willis Point Playground Expansion | Recreational Infrastructure | \$30,000 | Y |
| Capital | Washroom Upgrades at Fred Milne Park | Recreational Infrastructure | \$10,000 | Y |
| Capital | Pool Electrical Upgrades at Rainbow Road Aquatic Centre | Recreational Infrastructure | \$20,352 | N |
| Capital | Maliview Wastewater Treatment Plant Outfall Enhancements | Wastewater | \$48,804 | N |
| Capital | Centennial Parks Playground Replacement | Recreational Infrastructure | \$45,000 | Y |
| Capital | Burgoyne Bay Septage Facility Site Investigation | Capacity Building - LTIP | \$1,256 | N |
| Capital | Community Centre Upgrades on Salt Spring Island | Recreational Infrastructure | \$46,200 | Y |
| Capital | ArtSpring Theatre Energy Retrofit | Community Energy Systems | \$30,000 | Y |
| Capital | Core Inn Building Renovation Energy Efficiency Measures | Recreational Infrastructure | \$30,000 | Y |
| Capital | Galiano Community Broadband Initiative | Broadband Connectivity | \$46,000 | Y |
| Capital | Galiano Lions Park Hall and Parking Enhancement | Recreational Infrastructure | \$40,220 | Y |
| Capital | Mayne Island Heritage Revitalization Initiative | Cultural Infrastructure | \$30,000 | Y |
| Capital | Galiano Estates Improvement District - Waterworks Upgrades & Enhancements | Drinking Water | \$15,000 | Y |
| Capital | Energy Efficiency Upgrades at Galiano Community Hall | Recreational Infrastructure | \$13,529 | Y |
| Capital | North Galiano Community Hall Repairs and Improvements | Recreational Infrastructure | \$9,700 | Y |
| Capital | Lyll Harbour Boot Cove Water - Filtration Upgrade | Drinking Water | \$27,847 | Y |
| Cariboo | Miocene Firehall - Radiant Heater Replacement | Community Energy Systems | \$1,604 | Y |
| Cariboo | Lexington Water System Upgrades | Drinking Water | \$20,213 | Y |
| Cariboo | Gavin Lake Forest Education Center - Upgrades | Tourism Infrastructure | \$12,381 | Y |
| Cariboo | Miocene Community Hall - Energy Efficiency Upgrades | Community Energy Systems | \$3,826 | N |
| Cariboo | Alexandria Community Hall - Electrical Upgrades | Community Energy Systems | \$20,000 | Y |
| Cariboo | Big Creek Community Hall - Electrical and Roof Upgrades | Community Energy Systems | \$19,300 | Y |
| Cariboo | 100 Mile House Community Hall - Lighting Upgrade | Community Energy Systems | \$9,100 | Y |
| Cariboo | Horsefly Community Hall - Drinking Water Well Installation | Drinking Water | \$9,524 | Y |

2020 Canada Community-Building Fund Project List

Projects as reported by Ultimate Recipients between January 1 and December 31, 2020

The data found within this report is for information only and subject to change

| Ultimate Recipient | Project Title | Investment Category | Funds Spent | Complete |
|--------------------|--|-----------------------------|-------------|----------|
| Cariboo | Quesnel Arts and Recreation Centre - Pool Upgrades | Recreational Infrastructure | \$101,110 | Y |
| Cariboo | Gavin Lake Forest Education Centre - Lighting Upgrade Project | Community Energy Systems | \$3,817 | Y |
| Cariboo | Forest Grove Legion - Energy Efficiency Project | Community Energy Systems | \$12,790 | Y |
| Cariboo | Williams Lake Cross Country Ski Club LED Lighting Project | Community Energy Systems | \$16,342 | N |
| Cariboo | Above Ground Asset assessment for Asset Management Risk Assessment | Capacity Building - AM | \$85,850 | Y |
| Cariboo | South Cariboo Landfill - Operations and Closure Plan Development | Capacity Building - LTIP | \$58,489 | Y |
| Cariboo | Interlakes Landfill Access Road - Upgrades | Solid Waste | \$3,264 | N |
| Cariboo | Alexandria Landfill - Transfer Tipper Bin Replacement | Solid Waste | \$339,548 | Y |
| Cariboo | 108 Mile Firehall - Energy Efficiency Upgrades | Community Energy Systems | \$28,161 | N |
| Cariboo | Lone Butte Firehall - Energy Efficiency Upgrades | Community Energy Systems | \$9,875 | Y |
| Cariboo | Kersley Firehall - Energy Efficient Upgrade | Community Energy Systems | \$36,949 | Y |
| Cariboo | South Cariboo Recreation Centre - Ice System Installation | Recreational Infrastructure | \$38,843 | Y |
| Cariboo | Kersley Arena - Plumbing and Electrical Upgrades | Recreational Infrastructure | \$40,000 | Y |
| Cariboo | Cariboo Memorial Recreation Complex - Electrical and HVAC Upgrades | Recreational Infrastructure | \$16,779 | N |
| Cariboo | North Cariboo Recreation Ice Plant Improvement | Recreational Infrastructure | \$385,430 | Y |
| Cariboo | North Cariboo Recreation Facilities - Upgrades | Recreational Infrastructure | \$16,533 | Y |
| Cariboo | Regional Broadband Strategy | Capacity Building - LTIP | \$13,000 | N |
| Cariboo | Cariboo Memorial Complex - Upgrades | Recreational Infrastructure | \$15,540 | Y |
| Castlegar | Facilities Conditions Assessment | Capacity Building - AM | \$91,750 | N |
| Central Coast | Solid Waste Management Plan 2 | Capacity Building - LTIP | \$33,380 | N |
| Central Kootenay | Morning Mountain MBT Recreational Infrastructure Upgrade | Recreational Infrastructure | \$6,250 | Y |
| Central Kootenay | Creston Community Park Upgrade | Recreational Infrastructure | \$464,924 | Y |
| Central Kootenay | South Slokan Greenway Project | Recreational Infrastructure | \$19,954 | N |
| Central Kootenay | Kitchener Improvement District - Water System Upgrades - Water Intake Improvement | Drinking Water | \$21,175 | Y |
| Central Kootenay | Nelson Civic Centre - Electrical Upgrade Project | Recreational Infrastructure | \$20,312 | Y |
| Central Kootenay | Nakusp Secondary School - Climbing Wall Construction | Recreational Infrastructure | \$5,000 | Y |
| Central Kootenay | Village of Nakusp Downtown Revitalization Infrastructure Project | Cultural Infrastructure | \$23,375 | Y |
| Central Kootenay | Woodland Heights Water System - Water Quality Upgrades | Drinking Water | \$34,653 | Y |
| Central Kootenay | Prince Charles Theater Sound and Lighting Systems Upgrade | Cultural Infrastructure | \$5,000 | Y |
| Central Kootenay | Kaslo Area Trail Enhancement Project | Recreational Infrastructure | \$7,388 | Y |
| Central Kootenay | Nelson Tennis Club - MultiSport Complex Phase 2 Project | Recreational Infrastructure | \$8,750 | Y |
| Central Kootenay | Salmo Valley Recreational Trail Expansion Project | Recreational Infrastructure | \$34,450 | Y |
| Central Kootenay | Water System Supply & Reliability Infrastructure Upgrade | Drinking Water | \$30,000 | Y |
| Central Kootenay | Regional District of Central Kootenay - Lister Water System Long -Term Infrastructure Capacity Project | Capacity Building - LTIP | \$3,466 | Y |
| Central Kootenay | Boosting Internet Connectivity in the Creston Valley | Broadband Connectivity | \$96,675 | N |
| Central Kootenay | Boosting Internet Connectivity in Wynndel | Broadband Connectivity | \$24,675 | N |
| Central Kootenay | City of Nelson - Upgrade Lighting Project Glacier Gymnastics | Recreational Infrastructure | \$17,424 | Y |
| Central Kootenay | Creston Education Centre (Window and Roofing Upgrade) | Community Energy Systems | \$156,937 | N |
| Central Kootenay | Nelson Curling Club IcePlant Fix and Upgrade | Sport Infrastructure | \$18,000 | N |
| Central Kootenay | Nelson Nordic Ski Club Recreation Infrastructure Upgrade Project | Recreational Infrastructure | \$30,000 | N |
| Central Kootenay | Queen Elizabeth Park Project - Recreation Infrastructure Upgrade Project | Recreational Infrastructure | \$38,250 | N |
| Central Kootenay | Nelson Cycling Club Mountain Bike Trail Network Enhancement | Recreational Infrastructure | \$75,000 | N |

Updated as of 12/21/2021

List is subject to change

2020 Canada Community-Building Fund Project List

Projects as reported by Ultimate Recipients between January 1 and December 31, 2020

The data found within this report is for information only and subject to change

| Ultimate Recipient | Project Title | Investment Category | Funds Spent | Complete |
|--------------------|---|--------------------------------------|-------------|----------|
| Central Kootenay | Lyons Bluff Trail | Recreational Infrastructure | \$52,500 | N |
| Central Kootenay | Procter-Harrop Seniors Hall Energy Efficiency Upgrade project | Community Energy Systems | \$60,000 | N |
| Central Kootenay | Nelson Tennis Club Multisport Complex - Facility Centre Completion | Recreational Infrastructure | \$15,000 | N |
| Central Kootenay | Summit Lake Ski Hill Recreation Infrastructure Upgrade | Recreational Infrastructure | \$20,768 | N |
| Central Kootenay | Slocan Valley Broadband Connectivity Project | Broadband Connectivity | \$343,000 | N |
| Central Kootenay | Upgrades to the existing Skattebo Reach Trail | Recreational Infrastructure | \$21,002 | N |
| Central Kootenay | SD #10 Nakusp and Area Community Climbing Walls | Recreational Infrastructure | \$14,285 | N |
| Central Kootenay | Recreation Nakusp Society - Jackie James Memorial Park Restoration | Recreational Infrastructure | \$18,750 | N |
| Central Kootenay | Erickson Water Service - Tooze Road - Distribution System Upgrade | Drinking Water | \$48,000 | Y |
| Central Kootenay | Harrop Fire Hall Energy Efficiency & Life Cycle Upgrades | Community Energy Systems | \$160,000 | Y |
| Central Kootenay | Nelson and District Community Centre - Arena Lighting Project | Community Energy Systems | \$8,291 | N |
| Central Kootenay | Winlaw Regional Park Boardwalk Replacement Project | Recreational Infrastructure | \$100,000 | Y |
| Central Kootenay | Integrated Land Use Planning Assessment - Shoreacres | Capacity Building - ICSP | \$30,000 | Y |
| Central Kootenay | Edgewood Water System Upgrades | Drinking Water | \$100,000 | Y |
| Central Kootenay | Regional Water Management Plan | Capacity Building - LTIP | \$57,766 | N |
| Central Okanagan | Regional District of Central Okanagan Regional Strategic Transportation Plan | Capacity Building - LTIP | \$298,995 | N |
| Central Okanagan | Joe Rich Community Water Supply | Drinking Water | \$7,073 | N |
| Central Okanagan | Joe Rich Community Hall - Renewal Project | Recreational Infrastructure | \$34,208 | N |
| Central Okanagan | Traders Cove and North Westside - Solid Waste Transfer Station Improvement Plan | Capacity Building - LTIP | \$4,647 | N |
| Central Okanagan | Ellison Community Hall - Heritage Improvements | Recreational Infrastructure | \$22,790 | N |
| Central Okanagan | Ellison Community Hall - Roof Replacement | Recreational Infrastructure | \$34,560 | N |
| Central Okanagan | Joe Rich Community Hall - Reno Signage | Recreational Infrastructure | \$1,650 | N |
| Central Okanagan | Joe Rich Community Hall - Roof Replacement | Recreational Infrastructure | \$45,260 | Y |
| Central Okanagan | Joe Rich Community Hall - Renewal Project | Recreational Infrastructure | \$14,980 | N |
| Central Okanagan | Killiney Beach Community Park - Dog Park Fencing | Recreational Infrastructure | \$3,570 | N |
| Central Okanagan | Westshore Estates Community Park - Killiney Beach Picnic Shelter | Recreational Infrastructure | \$126,617 | N |
| Central Okanagan | Fintry Beach Access # 2 - Washroom Construction | Recreational Infrastructure | \$16,893 | N |
| Central Saanich | 2020 Central Saanich Road Works | Local Roads Bridges Active Transport | \$850,000 | Y |
| Chase | Official Community Plan Update | Capacity Building - ICSP | \$52,117 | N |
| Chetwynd | Debt Servicing - Sewer Treatment Plant | Wastewater | \$97,824 | N |
| Chetwynd | Debt Servicing - East Trunk Main | Wastewater | \$74,689 | N |
| Chetwynd | Bike and Pathway Construction | Recreational Infrastructure | \$65,595 | Y |
| Chilliwack | Roads rehabilitation, bike lane and pedestrian facility additions - Various Locations | Local Roads Bridges Active Transport | \$3,073,370 | Y |
| Chilliwack | Valley Rail Trail Construction | Local Roads Bridges Active Transport | \$101,555 | N |
| Chilliwack | Bicycle Pump Track Construction | Recreational Infrastructure | \$680,054 | N |
| Chilliwack | Community Sustainability Planning Development | Capacity Building - ICSP | \$203,535 | Y |
| Clearwater | Water and Sanitary Asset Management Planning Improvements | Capacity Building - AM | \$26,094 | Y |
| Clearwater | Dunn Lake Road Rehabilitation | Local Roads Bridges Active Transport | \$150,000 | Y |
| Clearwater | Clearwater Source Water Protection Strategy and Risk Assessment | Capacity Building - ICSP | \$36,522 | Y |
| Clearwater | Sewer Lift Station Enhancements | Wastewater | \$12,463 | Y |
| Clearwater | Biomass Chip Storage Facility Construction | Community Energy Systems | \$60,000 | Y |
| Clearwater | Wyndhaven Trail Construction | Local Roads Bridges Active Transport | \$66,648 | Y |
| Clearwater | Eden Trail Improvements | Local Roads Bridges Active Transport | \$18,000 | Y |

Updated as of 12/21/2021

List is subject to change

2020 Canada Community-Building Fund Project List
Projects as reported by Ultimate Recipients between January 1 and December 31, 2020
The data found within this report is for information only and subject to change

| Ultimate Recipient | Project Title | Investment Category | Funds Spent | Complete |
|--------------------|---|--------------------------------------|-------------|----------|
| Coldstream | Kalavista Lagoon - Stormwater Diversion Project | Wastewater | \$51,561 | Y |
| Coldstream | Jeffers Park Multi-Purpose Pad / Outdoor Rink Roof Upgrade | Recreational Infrastructure | \$50,000 | Y |
| Coldstream | Coldstream Station Parking Lot and Washroom Construction | Recreational Infrastructure | \$50,714 | N |
| Coldstream | Coldstream Creek Park Irrigation Upgrade | Recreational Infrastructure | \$2,650 | N |
| Columbia Shuswap | Composting in Revelstoke/Golden | Solid Waste | \$95,686 | Y |
| Columbia Shuswap | Saratoga Water Connection | Drinking Water | \$388,690 | N |
| Columbia Shuswap | Asset Management Program Development - Columbia Shuswap | Capacity Building - AM | \$810 | N |
| Columbia Shuswap | Visitor Information Kiosks Project - Various Locations | Tourism Infrastructure | \$4,274 | N |
| Columbia Shuswap | Ranchero Fire Hall Water System Upgrade - Phase 1 | Capacity Building - LTIP | \$560 | N |
| Columbia Shuswap | Bristow Road Boat Launch | Recreational Infrastructure | \$289,363 | N |
| Columbia Shuswap | Asset Management Resource Plan Implementation | Capacity Building - AM | \$70,856 | N |
| Columbia Shuswap | Golden & District Search & Rescue - Energy Efficiency Upgrades | Community Energy Systems | \$80,000 | Y |
| Columbia Shuswap | Nicholson Fire Department Energy Efficient upgrades | Community Energy Systems | \$15,516 | Y |
| Columbia Shuswap | Bulk Water Fill Station Construction - Sorrento Blind Bay Park | Drinking Water | \$25,053 | Y |
| Columbia Shuswap | Electric Vehicle Charging Station - South Shuswap Transportation Society | Community Energy Systems | \$49,794 | Y |
| Columbia Shuswap | Sunnybrae Seniors Society - Door Replacement | Cultural Infrastructure | \$2,991 | Y |
| Columbia Shuswap | Deep Creek Farmers Institute - furnace replacement | Cultural Infrastructure | \$8,376 | Y |
| Columbia Shuswap | Area F Fire Hall - Energy Efficient Upgrades | Community Energy Systems | \$27,101 | Y |
| Columbia Shuswap | Sunnybrae Waterworks water intake upgrade | Drinking Water | \$52,027 | Y |
| Columbia Shuswap | Area F - Visitor Information Kiosks - Phase 2 | Tourism Infrastructure | \$25,745 | N |
| Colwood | Bus Stop Upgrades - Various Locations | Public Transit | \$49,532 | Y |
| Colwood | Crosswalk Improvements - Sooke Rd., Kelly Rd. and Latoria | Local Roads Bridges Active Transport | \$20,155 | Y |
| Colwood | Speed Reader Data System | Local Roads Bridges Active Transport | \$78,249 | Y |
| Colwood | Low Carbon Resiliency Plan Development | Capacity Building - LTIP | \$2,498 | N |
| Colwood | Parks Signage | Cultural Infrastructure | \$6,000 | N |
| Colwood | Latoria Creek Park Stairway Replacement | Recreational Infrastructure | \$229,946 | Y |
| Colwood | Allandale Road Works | Local Roads Bridges Active Transport | \$118,321 | N |
| Comox Valley | Denman Island - Cross Island Greenway and Trail Project | Local Roads Bridges Active Transport | \$116,478 | N |
| Comox Valley | King Coho Wastewater Treatment Plant - Asset Management Plan, Condition Assessment, and Capital Upgrades | Wastewater | \$17,694 | N |
| Comox Valley | On-Site Septic Management and Education Plan Development | Capacity Building - LTIP | \$11,105 | N |
| Comox Valley | Lower Lazo Watershed Drainage Assessment | Capacity Building - LTIP | \$647 | Y |
| Comox Valley | Tsolum River Agricultural Watershed Planning | Capacity Building - ICSP | \$26,819 | N |
| Comox Valley | Eagles Drive Stairs - Beach Access | Recreational Infrastructure | \$13,953 | Y |
| Comox Valley | Comox Valley Regional Office New Building Construction - Disaster Mitigation and Community Energy System Components | Community Energy Systems | \$727,880 | N |
| Comox Valley | Seal Bay Nature Park Management and Implementation Phase 2 | Recreational Infrastructure | \$37,636 | N |
| Comox Valley | Lazo Road Greenway Development | Local Roads Bridges Active Transport | \$2,646 | N |
| Comox Valley | Morrison Creek Conservation Area | Tourism Infrastructure | \$15,770 | N |
| Comox Valley | CFB Comox Pumpstation Upgrade | Wastewater | \$542,791 | N |
| Comox | Comox Ave Sidewalk Construction - Rodello to Ellis | Local Roads Bridges Active Transport | \$51,676 | N |
| Comox | Intersection Improvements - Comox Ave Bus Exchange | Local Roads Bridges Active Transport | \$8,078 | N |
| Coquitlam | King Albert Citywide Greenway | Local Roads Bridges Active Transport | \$15,000 | N |

2020 Canada Community-Building Fund Project List

Projects as reported by Ultimate Recipients between January 1 and December 31, 2020

The data found within this report is for information only and subject to change

| Ultimate Recipient | Project Title | Investment Category | Funds Spent | Complete |
|--------------------|--|--------------------------------------|-------------|----------|
| Coquitlam | Hickey Park Improvements | Sport Infrastructure | \$200,000 | N |
| Coquitlam | Town Centre Park - Wayfinding and Digital Parking Signs | Recreational Infrastructure | \$21,026 | N |
| Coquitlam | Mundy Park Playground Replacement | Recreational Infrastructure | \$147,382 | Y |
| Coquitlam | Raised Pavement Marker Program - Various Locations | Local Roads Bridges Active Transport | \$98,150 | Y |
| Coquitlam | Coquitlam Sidewalk Rehabilitation | Local Roads Bridges Active Transport | \$15,000 | Y |
| Coquitlam | Pipeline Road Upgrade: Guildford to David | Local Roads Bridges Active Transport | \$7,313 | N |
| Courtenay | Storm Drainage - 200 Back Rd Storm Culvert improvement | Wastewater | \$1,110 | N |
| Courtenay | Asset Management Storm & Sewer Assessment - Courtenay | Capacity Building - AM | \$248,095 | Y |
| Courtenay | Storm Water Master Plan - Courtenay | Capacity Building - ICSP | \$42,041 | N |
| Courtenay | Veterans Memorial Parkway Road Improvements | Local Roads Bridges Active Transport | \$993,799 | Y |
| Courtenay | Chaster Road Improvements | Local Roads Bridges Active Transport | \$12,443 | Y |
| Courtenay | Anderton Ave Road Improvements | Local Roads Bridges Active Transport | \$54,017 | Y |
| Courtenay | Muir Road & Alderwood Place Pedestrian Signals | Local Roads Bridges Active Transport | \$5,628 | Y |
| Courtenay | Veterans Memorial Parkway & Caledon Crescent Pedestrian Signals | Local Roads Bridges Active Transport | \$5,628 | Y |
| Courtenay | 17th St Bike Lanes - Design and Construction | Local Roads Bridges Active Transport | \$30,051 | N |
| Cowichan Valley | Purple Pipe Installation at Various Community Parks - Cowichan Valley Area C | Wastewater | \$24,396 | Y |
| Cowichan Valley | Cobble Hill Wastewater Integration and Re-use Upgrade Project | Wastewater | \$747,011 | N |
| Cowichan Valley | Shawnigan Lake Village - Rail Trail Construction | Recreational Infrastructure | \$429,817 | N |
| Cowichan Valley | Shawnigan Beach Estates - Infiltration and Inflow (I&I) Remediation | Wastewater | \$7,252 | N |
| Cowichan Valley | Carlton Water System - Electrical System Renewal | Drinking Water | \$9,305 | Y |
| Cowichan Valley | Kerry Village Water System - Treatment and New Source Evaluation | Drinking Water | \$4,285 | N |
| Cowichan Valley | Arbutus Mountain Estates Wastewater Treatment - Plant Primary Inlet Screen | Wastewater | \$6,621 | Y |
| Cowichan Valley | Shawnigan Lake Community Centre Parking Lot Upgrades | Recreational Infrastructure | \$214,212 | N |
| Cowichan Valley | Kerry Park Recreation Centre - DDC Control Replacement | Community Energy Systems | \$55,624 | N |
| Cowichan Valley | Kerry Park Recreation Centre Well Drilling | Recreational Infrastructure | \$554 | N |
| Cowichan Valley | Youbou Water System Well Development | Drinking Water | \$70,000 | Y |
| Cowichan Valley | Youbou Water System Cypress Road Pipe Replacement | Drinking Water | \$200,000 | N |
| Cowichan Valley | Shawnigan Lake North Water - McKean Road pipe replacement | Drinking Water | \$681,592 | N |
| Cowichan Valley | Saltair Water System - Stocking Lake Dam Shut-off Valve Replacement | Drinking Water | \$150,000 | Y |
| Cowichan Valley | Mesachie Water Reservoir replacement | Drinking Water | \$15,847 | N |
| Cowichan Valley | Woodley Range Water System - Electrical System Renewal | Drinking Water | \$21,942 | Y |
| Cowichan Valley | Douglas Hill Water - Well supply line pipe replacement | Drinking Water | \$3,382 | N |
| Cowichan Valley | Douglas Hill Water - Emergency Stand-by Generator | Drinking Water | \$22,024 | Y |
| Cowichan Valley | Kerry Park Recreation Centre Parking Lot Upgrades | Recreational Infrastructure | \$962,374 | N |
| Cowichan Valley | Roadside Path Along Shawnigan Mill Bay Road | Local Roads Bridges Active Transport | \$19,407 | N |
| Cowichan Valley | Shawnigan Lake Community Centre Condition Based Assessment Upgrades | Recreational Infrastructure | \$10,000 | N |
| Cowichan Valley | North Oyster Community Centre Parking Lot Improvement | Recreational Infrastructure | \$30,820 | Y |
| Cranbrook | 2018 Local Drainage Upgrades - Cranbrook | Wastewater | \$15,516 | N |
| Cranbrook | 2019 Pavement Condition Assessment | Capacity Building - AM | \$10,642 | Y |
| Cranbrook | Western Financial Place Roof Replacement | Recreational Infrastructure | \$1,129,914 | Y |
| Cranbrook | 2020 Capital Roads Program | Local Roads Bridges Active Transport | \$816,900 | Y |
| Cranbrook | Flood Hazard Assessment - Joseph Creek | Capacity Building - LTIP | \$25,000 | Y |
| Cranbrook | Accessible Pedestrian Signals | Local Roads Bridges Active Transport | \$23,796 | N |

Updated as of 12/21/2021

List is subject to change

2020 Canada Community-Building Fund Project List
Projects as reported by Ultimate Recipients between January 1 and December 31, 2020
The data found within this report is for information only and subject to change

| Ultimate Recipient | Project Title | Investment Category | Funds Spent | Complete |
|--------------------|---|--------------------------------------|-------------|----------|
| Cranbrook | Pressure Reducing Station #5 Rebuild | Drinking Water | \$252,000 | Y |
| Cranbrook | 2020 Road Surface Rehabilitation | Local Roads Bridges Active Transport | \$110,311 | Y |
| Creston | Wastewater Treatment Plant - Solids Dewatering Facility (Sludge Management & Treatment) | Wastewater | \$2,156,065 | N |
| Creston | 2020 Road Improvements - Various Locations | Local Roads Bridges Active Transport | \$384,336 | Y |
| Creston | Storm Main Upgrade - Cedar St. | Wastewater | \$83,850 | N |
| Cumberland | Derwent Ave - Road Rehabilitation | Local Roads Bridges Active Transport | \$123,051 | N |
| Cumberland | Maryport Ave - Road Rehabilitation | Local Roads Bridges Active Transport | \$54,032 | N |
| Delta | Neighbourhood Road Improvements - 114 Street - 92A Ave to 96 Ave | Local Roads Bridges Active Transport | \$750,000 | N |
| Duncan | Storm Sewer CCTV - Duncan | Capacity Building - AM | \$3,040 | N |
| Duncan | Storm Water Quality Analysis - Duncan | Capacity Building - LTIP | \$9,187 | N |
| Duncan | Cairnsmore Roundabout | Local Roads Bridges Active Transport | \$90,000 | N |
| Duncan | Duncan Street Revitalization Project | Local Roads Bridges Active Transport | \$176,933 | Y |
| Duncan | Charles Hoey Railway Crossing | Local Roads Bridges Active Transport | \$7,661 | Y |
| Duncan | LED Streetlight Upgrades | Local Roads Bridges Active Transport | \$26,735 | Y |
| Duncan | Flashing Pedestrian Crosswalks | Local Roads Bridges Active Transport | \$10,028 | Y |
| Duncan | Duncan Street Electric Vehicle Charging Stations | Community Energy Systems | \$16,371 | Y |
| East Kootenay | Windermere Treated Water Project | Drinking Water | \$1,961,703 | N |
| East Kootenay | Septage Pond Construction Project - Electoral Area B | Wastewater | \$388,933 | N |
| East Kootenay | Area Upgrades - Western Financial Place | Sport Infrastructure | \$84,000 | Y |
| Esquimalt | Crosswalks and Parking Lot Upgrade - Esquimalt Road | Local Roads Bridges Active Transport | \$12,565 | Y |
| Esquimalt | Intersection Rebuild - Head St and Esquimalt Rd | Local Roads Bridges Active Transport | \$745 | Y |
| Esquimalt | Corridor Management Program | Capacity Building - AM | \$57,853 | N |
| Esquimalt | Sidewalk Program - New Construction | Local Roads Bridges Active Transport | \$54,138 | Y |
| Esquimalt | HVAC System Upgrades - Muncipal Hall | Community Energy Systems | \$30,357 | Y |
| Esquimalt | HVAC System Upgrades - Recreation Centre | Community Energy Systems | \$7,596 | Y |
| Esquimalt | Sidewalk - New Construction - Comerford St | Local Roads Bridges Active Transport | \$12,826 | Y |
| Esquimalt | Pathway Reconstruction - Constance/Admirals | Local Roads Bridges Active Transport | \$975 | N |
| Esquimalt | Road Infrastructure Repairs & Maintenance | Local Roads Bridges Active Transport | \$63,932 | Y |
| Fernie | Integrated Infrastructure Capital Plan | Capacity Building - AM | \$181,750 | Y |
| Fernie | Fernie Memorial Arena - HVAC Upgrades | Sport Infrastructure | \$74,070 | N |
| Fernie | Maiden Lake Dike Improvements | Disaster Mitigation | \$92,500 | Y |
| Fernie | Drinking Water Source Protection - Avalanche Risk Assessment | Capacity Building - LTIP | \$27,837 | Y |
| Fernie | Transportation Network Asset Replacement - Ktunaxa Rd, Kutenai Rd and Shadow Rd | Local Roads Bridges Active Transport | \$503,000 | N |
| Fort St. James | 2020 Roads Rehabilitation Project - Fort St. James | Local Roads Bridges Active Transport | \$86,317 | Y |
| Fort St. John | Sidewalk and Streetlights 116 Ave (93-86 St) | Local Roads Bridges Active Transport | \$400,000 | Y |
| Fort St. John | Traffic Lights at 98 Street and 100 Avenue | Local Roads Bridges Active Transport | \$397,440 | N |
| Fort St. John | Fish Creek Community Forest Trail Addition | Recreational Infrastructure | \$85,069 | Y |
| Fort St. John | Toboggan Hill Park Trail Addition | Recreational Infrastructure | \$173,645 | Y |
| Fort St. John | Alaska Highway Walking Trail (104-108 St) | Recreational Infrastructure | \$216,286 | Y |
| Fort St. John | Traffic Signals at 96 Street and 96 Avenue | Local Roads Bridges Active Transport | \$400,000 | Y |
| Fraser Lake | White Swan Park Lighting Upgrades | Recreational Infrastructure | \$6,350 | Y |
| Fraser Lake | Fraser Lake Drinking Water System - Pump Rebuild | Drinking Water | \$3,407 | Y |
| Fraser Lake | Fraser Lake Water Conservation Plan | Capacity Building - LTIP | \$16,175 | Y |

2020 Canada Community-Building Fund Project List
Projects as reported by Ultimate Recipients between January 1 and December 31, 2020
The data found within this report is for information only and subject to change

| Ultimate Recipient | Project Title | Investment Category | Funds Spent | Complete |
|----------------------|---|--------------------------------------|-------------|----------|
| Fraser Lake | Curling Rink and Dressing Room Lighting Upgrade | Community Energy Systems | \$5,685 | Y |
| Fraser Lake | Fraser Lake Arena Ammonia Upgrade | Recreational Infrastructure | \$21,982 | Y |
| Fraser Lake | White Swan Park - Washrooms and Irrigation Upgrades | Recreational Infrastructure | \$10,619 | N |
| Fraser Valley | Thompson Park - Trail Improvements | Recreational Infrastructure | \$1,602 | Y |
| Fraser Valley | Hatzic Water and Aquifer Health Monitoring | Capacity Building - LTIP | \$31,694 | N |
| Fraser Valley | Slesse Park Erosion Assessment | Capacity Building - LTIP | \$2,676 | Y |
| Fraser Valley | Popkum Sewer Waste Plant - SCADA System Implementation | Wastewater | \$24,885 | Y |
| Fraser Valley | Baker Trails Blower and Pump Replacement | Wastewater | \$32,919 | Y |
| Fraser Valley | Styoma Creek Dam Assessment Options | Capacity Building - AM | \$2,250 | Y |
| Fraser Valley | Electoral Area Water Conservation Plan Update | Capacity Building - AM | \$2,163 | Y |
| Fraser Valley | Hemlock Valley Transfer Station | Solid Waste | \$216,061 | N |
| Fraser Valley | Rural Broadband Connectivity Plan Development | Capacity Building - LTIP | \$34,240 | Y |
| Fraser Valley | Canyon Alpine Water System | Capacity Building - LTIP | \$5,000 | Y |
| Fraser Valley | NB Terry Dirk Sanitary Service Install | Wastewater | \$8,979 | Y |
| Fraser Valley | Deroche/Lakahahmen Water System Study | Capacity Building - LTIP | \$32,800 | Y |
| Fraser Valley | Popkum Sewer Waste Plant - Odor control Project | Wastewater | \$81,252 | Y |
| Fraser-Fort George | Mackenzie Regional Transfer Station Scale | Solid Waste | \$130,254 | Y |
| Fraser-Fort George | Facility Condition Assessment and Life Cycle Report No. 2 | Capacity Building - AM | \$36,864 | Y |
| Fruitvale | Village of Fruitvale - Inflow and Infiltration Reduction Program | Capacity Building - LTIP | \$11,351 | N |
| Gibsons | Ground Water Management Zone Development | Capacity Building - LTIP | \$16,733 | N |
| Gibsons | Pavement Rehabilitation - Arbutus Reach Rd and Prowse Rd | Local Roads Bridges Active Transport | \$107,321 | N |
| Gold River | Gold River Wastewater Master Plan | Capacity Building - LTIP | \$79,428 | Y |
| Gold River | 2020 Asphalt Overlay Projects - Various Locations | Local Roads Bridges Active Transport | \$27,843 | Y |
| Gold River | Sewage Treatment Plant-UV System Upgrade | Wastewater | \$8,905 | Y |
| Golden | Dike Improvements | Disaster Mitigation | \$4,461,211 | N |
| Golden | Golden's Capital Paving Replacement | Local Roads Bridges Active Transport | \$211,276 | Y |
| Grand Forks | Grand Forks - Residential Universal Water Meter Installation | Drinking Water | \$5,600 | N |
| Granisle | Infrastructure & Facility Asset Condition Assessment - Granisle | Capacity Building - AM | \$41,908 | Y |
| Granisle | Rubber Tire Pathway Waterfront Park | Recreational Infrastructure | \$31,755 | Y |
| Granisle | Granisle Memorial Park Equipment Base installation and enhanced rubber tired pathways | Recreational Infrastructure | \$37,770 | Y |
| Greenwood | Greenwood Municipal Playground Construction | Recreational Infrastructure | \$55,580 | N |
| Harrison Hot Springs | Harrison Hot Springs - Lighting Upgrade | Community Energy Systems | \$239,047 | N |
| Harrison Hot Springs | Lagoon Master Plan | Capacity Building - LTIP | \$3,536 | N |
| Harrison Hot Springs | McPherson Road Drainage Infrastructure Replacement | Wastewater | \$27,681 | Y |
| Harrison Hot Springs | Harrison Hot Springs Art Gallery Upgrades | Cultural Infrastructure | \$10,185 | N |
| Hazelton | Upper Skeena Recreation Centre | Recreational Infrastructure | \$117,750 | Y |
| Highlands | Implementation and Work Plan for Groundwater Protection | Capacity Building - ICSP | \$27,500 | Y |
| Highlands | Highlands Pavement Management Program | Local Roads Bridges Active Transport | \$371,456 | N |
| Hope | Seventh Ave - Road Rehabilitation | Local Roads Bridges Active Transport | \$283,765 | Y |
| Hope | Robertson Crescent - Road Rehabilitation | Local Roads Bridges Active Transport | \$378,559 | Y |
| Hope | Third Avenue - Road Rehabilitation | Local Roads Bridges Active Transport | \$53,095 | Y |
| Houston | District of Houston Utilities Asset Management Plan | Capacity Building - AM | \$9,462 | N |
| Hudson's Hope | Hudson's Hope Water Infrastructure Projects - Valve and Hydrant Replacement | Drinking Water | \$220,855 | N |

2020 Canada Community-Building Fund Project List
Projects as reported by Ultimate Recipients between January 1 and December 31, 2020
The data found within this report is for information only and subject to change

| Ultimate Recipient | Project Title | Investment Category | Funds Spent | Complete |
|--------------------|---|--------------------------------------|-------------|----------|
| Kamloops | Universal Water Meters - Kamloops | Drinking Water | \$29,883 | N |
| Kamloops | Active Transportation Infrastructure - Howe Rd, Oak Rd, Wood St, Fraser St, Qu'Appelle Rd - | Local Roads Bridges Active Transport | \$1,025,675 | N |
| Kamloops | Todd Rd - Pedestrian Upgrade | Local Roads Bridges Active Transport | \$137,352 | Y |
| Kamloops | Westsyde Community Center Pool | Recreational Infrastructure | \$966,482 | N |
| Kamloops | Strathcona Neighbourhood - Drainage Upgrades | Wastewater | \$278,638 | N |
| Kamloops | Canada Games Aquatic Center - Building Envelope Replacement | Sport Infrastructure | \$2,755,042 | Y |
| Kamloops | Community Washrooms | Tourism Infrastructure | \$198,660 | N |
| Kamloops | Victoria St West - Infrastructure and Corridor Improvements | Local Roads Bridges Active Transport | \$1,000,000 | N |
| Kamloops | Hillside Stadium track | Recreational Infrastructure | \$266,116 | N |
| Kamloops | SageBrush Theatre | Cultural Infrastructure | \$660,000 | N |
| Kamloops | McArthur Island - Ring Road and Multi-use Path Rehabilitation | Recreational Infrastructure | \$600,000 | N |
| Kaslo | Kaslo Sewer System Expansion Phase 1 | Wastewater | \$107,577 | Y |
| Kelowna | Bus Rapid Transit: Transit Exchanges, Pedestrian Overpass and Bus Stops | Public Transit | \$403,800 | N |
| Kelowna | Bus Rapid Transit Stations | Public Transit | \$492,403 | N |
| Kelowna | Orchard Park Transit Exchange | Public Transit | \$290,421 | N |
| Kelowna | Bicycle Network Construction - Kelowna | Local Roads Bridges Active Transport | \$133,436 | N |
| Kelowna | Sidewalk Network Construction - Various Locations | Local Roads Bridges Active Transport | \$34,510 | N |
| Kelowna | Roads Resurfacing | Local Roads Bridges Active Transport | \$1,743,200 | N |
| Kelowna | Sutherland Ave - Active Transportation Corridor Construction - Gordon Rd to Burtch Rd | Local Roads Bridges Active Transport | \$45,052 | N |
| Kelowna | Sutherland Ave - Active Transportation Corridor - Lake Rd to Gordon Rd | Local Roads Bridges Active Transport | \$22,700 | N |
| Kelowna | Active Transportation Corridor Construction - Ethel St from Springfield Rd to Rose Ave | Local Roads Bridges Active Transport | \$915,930 | N |
| Kelowna | Active Transportation Corridor Construction - Houghton Rd from Nickel Rd to Rails with Trails | Local Roads Bridges Active Transport | \$89,928 | N |
| Kelowna | Rowcliffe Park Construction | Recreational Infrastructure | \$260,000 | Y |
| Kelowna | Central Green - Pedestrian Overpass | Local Roads Bridges Active Transport | \$168,257 | N |
| Kelowna | City Park Promenade Design and Construction - Phase 2 | Tourism Infrastructure | \$84,893 | N |
| Kelowna | KLO Road Mission Creek Bridge Replacement | Local Roads Bridges Active Transport | \$27,688 | N |
| Kelowna | Glenmore Recreation Park, Phase 2 - Construction | Sport Infrastructure | \$155,900 | Y |
| Kelowna | Ethel St Active Transportation Corridor Construction - Rose Ave to Raymer Ave | Local Roads Bridges Active Transport | \$473,164 | N |
| Kelowna | Asset Management System - Kelowna | Capacity Building - AM | \$134,110 | N |
| Keremeos | Liquid Waste Management Plan - Phase 3 - Keremeos | Capacity Building - LTIP | \$8,536 | Y |
| Keremeos | Keremeos Official Community Plan Update | Capacity Building - ICSP | \$17,632 | N |
| Kimberley | 4th Avenue (Trail Street to Cranbrook Street) Road Rehabilitation | Local Roads Bridges Active Transport | \$200,000 | Y |
| Kimberley | 4th Avenue (Trail Street to Cranbrook Street) Sewer Line Replacement | Wastewater | \$525,659 | Y |
| Kitimat-Stikine | Telegraph Creek Playground Construction | Recreational Infrastructure | \$135,349 | Y |
| Kitimat-Stikine | Sawmill Lake Amenities Upgrades | Recreational Infrastructure | \$26,467 | Y |
| Kitimat-Stikine | Hazeltons' Regional Transit Bus Capital Lease Payments | Public Transit | \$53,840 | Y |
| Kitimat | Sidewalk Reconstruction | Local Roads Bridges Active Transport | \$400,000 | Y |
| Kitimat | Kitimat Street Reconstruction | Local Roads Bridges Active Transport | \$104,623 | N |
| Kootenay Boundary | Saddle Lake Dam - Dam Safety Upgrades | Disaster Mitigation | \$190,000 | N |
| Kootenay Boundary | Boundary Trails Master Plan | Capacity Building - LTIP | \$7,044 | Y |
| Kootenay Boundary | Westbridge Community Hall - New Building Construction | Recreational Infrastructure | \$14,502 | Y |
| Kootenay Boundary | Beaver Valley Golf and Recreation Society - Lighting Updates | Recreational Infrastructure | \$5,000 | Y |
| Kootenay Boundary | Rock Creek and Boundary Fair Grounds - Multipurpose Structure | Cultural Infrastructure | \$21,414 | Y |

2020 Canada Community-Building Fund Project List
Projects as reported by Ultimate Recipients between January 1 and December 31, 2020
The data found within this report is for information only and subject to change

| Ultimate Recipient | Project Title | Investment Category | Funds Spent | Complete |
|--------------------|--|--------------------------------------|-------------|----------|
| Kootenay Boundary | Casino Water District - Watermain Replacement | Drinking Water | \$70,000 | Y |
| Kootenay Boundary | Silver City Trap Club - Wheelchair Access | Sport Infrastructure | \$24,900 | Y |
| Kootenay Boundary | Rock Creek & Boundary Fair Assoc - Washroom & Meeting Room | Cultural Infrastructure | \$37,500 | N |
| Ladysmith | Machine Shop Arts, Heritage and Cultural Centre Restoration Project | Cultural Infrastructure | \$1,626,927 | Y |
| Ladysmith | Wastewater Lift Stations - Generator Installation | Wastewater | \$257,065 | N |
| Ladysmith | Public Works Stormwater Improvements (Phase 2) | Wastewater | \$23,348 | Y |
| Ladysmith | Ludlow and Rocky Creek Rd Roundabout | Local Roads Bridges Active Transport | \$22,687 | N |
| Lake Country | New Multi-Generational Activity Centre / Upgrades to Existing Seniors Centre and Arena | Recreational Infrastructure | \$1,454,330 | N |
| Lake Country | Bottom Wood Lake Road Improvements - Beaver Lake Rd to Berry Rd | Local Roads Bridges Active Transport | \$350,000 | N |
| Langford | Humpback Trail Construction | Local Roads Bridges Active Transport | \$449,783 | Y |
| Langford | Jordie Lunn Bike Park Construction | Recreational Infrastructure | \$37,373 | N |
| Langford | LED Streetlight Upgrades | Local Roads Bridges Active Transport | \$33,908 | Y |
| Langley | 2020 Road Rehabilitation - Various Locations | Local Roads Bridges Active Transport | \$275,000 | N |
| Langley | Pavement Overlay & Reconstruction: 248 St from 16 Ave to 24 Ave; 9100 Blk 216; 92Ave from 198St to 200St | Local Roads Bridges Active Transport | \$159,908 | Y |
| Langley | Asset Management Software Implementation | Capacity Building - AM | \$33,370 | N |
| Langley | Road Stability Glover Road at Rawlison Cres | Local Roads Bridges Active Transport | \$76,558 | N |
| Lantzville | Lantzville Road - Multi Use Path Construction | Local Roads Bridges Active Transport | \$3,542 | N |
| Lantzville | Village Core - Revitalization Project - Phase 2 | Local Roads Bridges Active Transport | \$63,082 | N |
| Lantzville | Sebastion Rd - Reconstruction | Local Roads Bridges Active Transport | \$267,966 | N |
| Lillooet | Fuel Tank Replacement - Phase 1 | Regional and Local Airports | \$37,871 | N |
| Lillooet | Official Community Plan | Capacity Building - ICSP | \$61,413 | N |
| Lumby | Pat Duke Memorial Arena Improvements | Recreational Infrastructure | \$2,206,281 | N |
| Lumby | Cemetery Master Plan & Implementation | Cultural Infrastructure | \$40,000 | N |
| Lumby | Sidewalk Reconstruction - Glencaird: Park Ave. to Shuswap Ave. | Local Roads Bridges Active Transport | \$11,445 | Y |
| Lumby | Lumby and Regional District of North Okanagan Culture, Sport & Recreation Upgrades | Recreational Infrastructure | \$145,324 | N |
| Lytton | Water System Improvement | Drinking Water | \$234,851 | N |
| Mackenzie | Wastewater System Assessment & Master Plan | Capacity Building - AM | \$82,226 | Y |
| Mackenzie | Sidewalk Replacement | Local Roads Bridges Active Transport | \$33,845 | Y |
| Mackenzie | Mackenzie Road Rehabilitation | Local Roads Bridges Active Transport | \$14,176 | N |
| Maple Ridge | Albion Community Centre | Recreational Infrastructure | \$517,034 | N |
| McBride | Columbia Street Storm Sewer Phase 3 | Wastewater | \$141,746 | Y |
| McBride | McBride Transfer Station Road Rehabilitation | Local Roads Bridges Active Transport | \$60,000 | N |
| Merritt | Voght Street Flood Mitigation Phase I | Disaster Mitigation | \$700,000 | Y |
| Merritt | Voght Street Phase II Design | Local Roads Bridges Active Transport | \$93,117 | N |
| Merritt | Chlorine Storage Building, Public Works Yard | Drinking Water | \$284,201 | Y |
| Merritt | Installation of RRFB Crosswalk Lights at key intersections | Local Roads Bridges Active Transport | \$35,360 | N |
| Metochosin | Neild Rd Pavement Resurfacing - Happy Valley Rd to Wild Cherry Rd | Local Roads Bridges Active Transport | \$400,000 | Y |
| Midway | Village of Midway LED Street Light Replacement Project | Community Energy Systems | \$45,244 | Y |
| Midway | Midway Arena - REALice Water Treatment System Installation | Community Energy Systems | \$12,772 | Y |
| Midway | Midway Public Library - Heat Pump Installation | Community Energy Systems | \$5,800 | Y |
| Midway | Energy Efficient Lighting Project - Municipal Building | Community Energy Systems | \$4,434 | Y |
| Mission | Pavement Management Program - Mission | Local Roads Bridges Active Transport | \$1,260,188 | N |

2020 Canada Community-Building Fund Project List
Projects as reported by Ultimate Recipients between January 1 and December 31, 2020
The data found within this report is for information only and subject to change

| Ultimate Recipient | Project Title | Investment Category | Funds Spent | Complete |
|--------------------|---|--------------------------------------|-------------|----------|
| Mission | Asset Management System | Capacity Building - AM | \$12,990 | N |
| Mission | Walkway and Sidewalk Additions - Walkway/Sidewalk Additions | Local Roads Bridges Active Transport | \$455,130 | N |
| Mission | Community Centre - 7682 Grand St. | Recreational Infrastructure | \$422,483 | N |
| Montrose | 9th Avenue Road, Water, and Sewer Replacement Project | Drinking Water | \$247,033 | Y |
| Mount Waddington | Malcolm Island Recycling Depot Upgrade | Solid Waste | \$4,035 | N |
| Mount Waddington | Community of Coal Harbour - Sewer Lift Station #4 Upgrade | Wastewater | \$75,000 | Y |
| Mount Waddington | Community of Sointula Firehall - Solar Energy Backup Power System | Community Energy Systems | \$36,342 | Y |
| Mount Waddington | Coal Harbour Solar Backup Power System | Community Energy Systems | \$38,444 | N |
| Mount Waddington | Coal Harbour - Last Mile Fibre Optic Project | Broadband Connectivity | \$37,500 | N |
| Mount Waddington | Quatsino & Malcolm Island - Community Garden Composters | Solid Waste | \$4,873 | Y |
| Mount Waddington | Community of Sointula - Sewer Sludge Automation Project | Wastewater | \$35,000 | Y |
| Mount Waddington | Seven Hills Golf Course - Irrigation System Upgrade | Recreational Infrastructure | \$27,000 | Y |
| Mount Waddington | Community of Coal Harbour - Drinking Water System Sensor Installation | Drinking Water | \$5,189 | N |
| Nanaimo | Facilities and Park Amenities Condition Assessment Program | Capacity Building - AM | \$188,925 | N |
| Nanaimo | Georgia Ave Greenway - Construction | Local Roads Bridges Active Transport | \$15,405 | N |
| Nanaimo | Wellcox Access Road - Construction | Local Roads Bridges Active Transport | \$28,892 | N |
| Nanaimo | City-wide LED Street Light Conversion Project - Nanaimo Phase 1 - 3 | Local Roads Bridges Active Transport | \$345,205 | Y |
| Nanaimo | Metral Drive Corridor & Utility Project - Phase 1 | Local Roads Bridges Active Transport | \$435,188 | N |
| Nanaimo | Downtown Cycling Loop Project - Comox Road to Victoria Cres Phase 1 | Local Roads Bridges Active Transport | \$82,236 | N |
| Nanaimo | Harewood VIU to Downtown Bikeway Phase 3 | Local Roads Bridges Active Transport | \$34,518 | N |
| Nanaimo | Cycling Transportation Improvements - Bowen Rd, Morey to Caspers | Local Roads Bridges Active Transport | \$230,078 | N |
| Nanaimo | Pedestrian Transportation Improvements - Extension Rd Sidewalk | Local Roads Bridges Active Transport | \$12,000 | Y |
| Nanaimo | Serauxmen Stadium - Lighting Upgrade | Recreational Infrastructure | \$1,020,290 | Y |
| Nanaimo | Harewood Centennial Youth Park - Skateboard / Bike Park Construction | Recreational Infrastructure | \$465,591 | N |
| Nanaimo | Gabriola Village Trail Development and Construction | Local Roads Bridges Active Transport | \$668,068 | N |
| Nanaimo | Nanoose Bay Water Quality/Quantity Monitoring Program | Capacity Building - LTIP | \$13,659 | N |
| Nanaimo | Whiskey Creek Water System - Well Development | Drinking Water | \$177,518 | N |
| Nanaimo | Asset Management Replacement Cost Study | Capacity Building - AM | \$150,000 | Y |
| Nanaimo | Tulnuxw Lelum Cultural Learning Space - Expansion | Cultural Infrastructure | \$7,169 | Y |
| Nanaimo | Meadowood Community Recreation Centre Construction | Recreational Infrastructure | \$95,280 | N |
| Nanaimo | Little Qualicum Hall - Upgrades | Recreational Infrastructure | \$92,285 | N |
| Nanaimo | Water Service Areas Condition Assessments | Capacity Building - LTIP | \$6,238 | Y |
| Nanaimo | Stone Lake Drive Community Park - Playground Construction | Recreational Infrastructure | \$50,000 | Y |
| Nanaimo | North Cedar Improvement District Water System Upgrades | Drinking Water | \$1,018,830 | N |
| Nanaimo | Cedar Community Hall Parking Lot Paving | Recreational Infrastructure | \$48,069 | Y |
| Nanaimo | Community of Bowser Legion - Outdoor Infrastructure Upgrades | Recreational Infrastructure | \$12,340 | N |
| Nanaimo | Community of Nanoose Bay Library - Drinking Water Connection | Cultural Infrastructure | \$7,936 | Y |
| Nelson | City of Nelson Water Master Plan Supplementary Sources | Drinking Water | \$2,421,032 | N |
| Nelson | Nelson & District Community Complex - Arena Lighting Project | Recreational Infrastructure | \$12,436 | N |
| Nelson | Nelson Parkade - LED Lighting Retrofit | Community Energy Systems | \$40,000 | Y |
| Nelson | Nelson & District Youth Centre Fan System Upgrade | Recreational Infrastructure | \$28,000 | N |
| Nelson | Nelson Public Library & Police Department - HVAC System Upgrade | Community Energy Systems | \$82,000 | Y |
| Nelson | 2020 Road Paving - Various Locations | Local Roads Bridges Active Transport | \$253,000 | Y |

2020 Canada Community-Building Fund Project List
Projects as reported by Ultimate Recipients between January 1 and December 31, 2020
The data found within this report is for information only and subject to change

| Ultimate Recipient | Project Title | Investment Category | Funds Spent | Complete |
|--------------------|--|--------------------------------------|-------------|----------|
| Nelson | Storm Sewer Upgrades - Beatty Ave and Cottonwood St | Wastewater | \$23,975 | N |
| New Denver | New Denver Capital Road Improvements | Local Roads Bridges Active Transport | \$25,137 | Y |
| New Denver | Village of New Denver Fibre Backbone Project | Broadband Connectivity | \$18,750 | N |
| New Denver | Centennial Park Master Plan | Capacity Building - ICSP | \$6,750 | N |
| New Denver | Knox Hall Renovation and Improvements | Cultural Infrastructure | \$146,432 | Y |
| New Hazelton | Upper Skeena Recreation Centre - Heart of Hazeltons Project | Recreational Infrastructure | \$40,000 | N |
| New Hazelton | Erwin Stege Community Center Roof Replacement | Recreational Infrastructure | \$39,656 | Y |
| New Westminster | Queen's Park Sportsplex | Recreational Infrastructure | \$267,570 | Y |
| North Coast | Electoral Area D Landfill - Progressive Closure and Capping | Solid Waste | \$53,560 | N |
| North Cowichan | North Cowichan Asset Management Program | Capacity Building - AM | \$112,500 | Y |
| North Cowichan | Chemainus Road Corridor Upgrade | Local Roads Bridges Active Transport | \$1,104,840 | N |
| North Cowichan | Chemainus Rd Water Trunk Main Replacement - Henry Rd to Victoria St | Drinking Water | \$100,000 | Y |
| North Cowichan | Crofton Rd Water Service Replacements and Water Main replacement. | Drinking Water | \$92,115 | Y |
| North Cowichan | Arthur St to Coronation St Water Main Replacement | Drinking Water | \$7,885 | N |
| North Okanagan | Cools Pond Viewing Platform | Recreational Infrastructure | \$38,095 | N |
| North Okanagan | Pat Duke Arena Upgrades | Recreational Infrastructure | \$154,413 | Y |
| North Okanagan | Grindrod Water Utility Standby Power Generator and Distribution Metering | Drinking Water | \$12,000 | N |
| North Okanagan | Mid Shuswap River and Bessette Creek three-Year Water Quality Monitoring Program | Drinking Water | \$2,455 | N |
| North Okanagan | Lumby Multi-Use Recreation Facility Fitness Trail | Local Roads Bridges Active Transport | \$15,000 | Y |
| North Okanagan | Hanson Park Trail Rehabilitation, Equestrian Trail and Horseshoe Pits | Local Roads Bridges Active Transport | \$46,724 | Y |
| North Okanagan | Kal Crystal Waters Trail - Crystal Waters Road Connection | Local Roads Bridges Active Transport | \$32,482 | Y |
| North Okanagan | Okanagan Rail Trail Dock Replacement | Recreational Infrastructure | \$4,015 | N |
| North Okanagan | Cools Pond Fencing | Recreational Infrastructure | \$28,669 | Y |
| North Okanagan | Mutrie Dog Park Fencing | Recreational Infrastructure | \$15,361 | Y |
| North Okanagan | N'Kwala Park Playground Surfacing | Recreational Infrastructure | \$11,494 | Y |
| North Okanagan | BX Community Park Playground Replacement, Irrigation and Turf Repairs | Recreational Infrastructure | \$70,670 | Y |
| North Okanagan | Electoral Areas "B" and "C" Local Parks - Bear-proof Garbage Bins | Recreational Infrastructure | \$22,664 | Y |
| North Okanagan | Gibbs Road Park Playground Resurfacing and Edging | Recreational Infrastructure | \$10,723 | Y |
| North Okanagan | Cherryville Community Hall Renovation | Recreational Infrastructure | \$11,000 | Y |
| North Okanagan | Fire Hydrant Installations - Electoral Area "B" | Drinking Water | \$38,360 | Y |
| North Okanagan | Lumby Outdoor Pool Building - Accessible Changeroom Expansion | Recreational Infrastructure | \$31,102 | Y |
| North Okanagan | Oval Park Basketball Court Enhancement | Recreational Infrastructure | \$7,855 | Y |
| North Okanagan | Oval Park Electrical Upgrade | Recreational Infrastructure | \$9,277 | Y |
| North Okanagan | White Valley Community Centre - Hall Enhancements | Recreational Infrastructure | \$6,030 | Y |
| North Okanagan | White Valley Parks, Recreation and Culture Master Plans | Capacity Building - AM | \$20,545 | N |
| North Okanagan | Electoral Area "F" Local Parks Master Plan | Capacity Building - LTIP | \$26,006 | N |
| North Okanagan | Bridge Educational Society - Community Garden Wildlife Fencing | Recreational Infrastructure | \$25,000 | N |
| North Okanagan | Jeffers Park Multi-Purpose Pad / Outdoor Rink Roof Upgrade | Recreational Infrastructure | \$10,000 | Y |
| North Okanagan | Lusk Lake Trail Bridge Guardrail | Local Roads Bridges Active Transport | \$12,050 | Y |
| North Okanagan | Lumby and Area Active Living and Recreational Long-Term Planning Study | Capacity Building - LTIP | \$30,000 | Y |
| North Okanagan | Grindrod Park Vandalism-Resistant Picnic Tables | Recreational Infrastructure | \$2,452 | Y |
| North Okanagan | Dale Hand Launch Parking Lot and Traffic Flow Study | Capacity Building - LTIP | \$8,980 | Y |
| North Okanagan | Sandy Beach Park Development | Recreational Infrastructure | \$87,685 | N |

2020 Canada Community-Building Fund Project List
Projects as reported by Ultimate Recipients between January 1 and December 31, 2020
The data found within this report is for information only and subject to change

| Ultimate Recipient | Project Title | Investment Category | Funds Spent | Complete |
|----------------------------|--|--------------------------------------|-------------|----------|
| North Okanagan | Keddleston Groundwater Study | Capacity Building - LTIP | \$6,448 | N |
| North Okanagan | Hanson Park Remediation Plan | Capacity Building - LTIP | \$5,158 | Y |
| North Okanagan | Hunters Range Recreation Site Trail Signage | Recreational Infrastructure | \$5,000 | Y |
| North Okanagan | Richlands Community Cemetery Beautification Project | Cultural Infrastructure | \$3,800 | Y |
| North Saanich | Scoter Trail Rehabilitation - Phase 2 | Local Roads Bridges Active Transport | \$831,382 | Y |
| North Saanich | West Saanich Road Bike Lanes Phase 4 | Local Roads Bridges Active Transport | \$823,764 | Y |
| North Saanich | Green Waste Facility Project | Solid Waste | \$77,253 | N |
| North Vancouver | Repaving E. 3rd Street from Lonsdale Ave to St. Patricks Ave | Local Roads Bridges Active Transport | \$213,415 | Y |
| North Vancouver | New Denver - Edgemont Boulevard Road Rehabilitation | Local Roads Bridges Active Transport | \$78,633 | Y |
| North Vancouver | New Denver - Montroyal Boulevard Road Rehabilitation | Local Roads Bridges Active Transport | \$233,640 | Y |
| Northern Rockies | Wastewater Treatment Plant Aeration System Renewal | Wastewater | \$2,900,000 | Y |
| Northern Rockies | Northern Rockies Water Treatment Plant - Efficiency and Capacity Improvement | Drinking Water | \$15,007 | N |
| Oak Bay | Sewer Infrastructure Work - Develop/upgrade wastewater and storm water systems | Wastewater | \$930,374 | N |
| Oak Bay | Oak Bay Recreation Centre Energy Recovery Project | Community Energy Systems | \$668,069 | Y |
| Oak Bay | District of Oak Bay - Capital Road Rehabilitation | Local Roads Bridges Active Transport | \$1,189,677 | N |
| Okanagan Basin Water Board | Improving Accuracy of Hydrology Models for Long-Term Planning in the Okanagan (Part B) | Capacity Building - LTIP | \$246,084 | Y |
| Okanagan-Similkameen | Okanagan Falls Constructed Wetland Project | Wastewater | \$307,625 | N |
| Okanagan-Similkameen | Osoyoos Lake Regional Park Washroom Project | Recreational Infrastructure | \$117,704 | Y |
| Okanagan-Similkameen | Hedley Improvement District - Water System Upgrades | Drinking Water | \$42,500 | Y |
| Okanagan-Similkameen | Hedley Improvement District - Water Main Replacement | Drinking Water | \$7,438 | Y |
| Okanagan-Similkameen | Okanagan Falls Constructed Wetland Project | Wastewater | \$124,944 | N |
| Okanagan-Similkameen | Keremeos Landfill Closure | Solid Waste | \$22,961 | N |
| Okanagan-Similkameen | Willowbrook Water Chlorination System | Drinking Water | \$1,117 | Y |
| Okanagan-Similkameen | Okanagan Falls Public Boat Launch | Recreational Infrastructure | \$160,000 | Y |
| Okanagan-Similkameen | Heritage Hills Park - Construction Project | Recreational Infrastructure | \$243,048 | N |
| Okanagan-Similkameen | Olalla Water System Emergency Generator | Drinking Water | \$79,275 | Y |
| Okanagan-Similkameen | Coalmont Stout - Park Construction Project | Recreational Infrastructure | \$1,179 | N |
| Okanagan-Similkameen | Missezula Lake Water Chlorination System | Drinking Water | \$4,870 | Y |
| Okanagan-Similkameen | Pioneer Park - Upgrades | Recreational Infrastructure | \$91,323 | Y |
| Okanagan-Similkameen | Osoyoos Museum Relocation/Renovation - Phase 1 | Cultural Infrastructure | \$100,000 | Y |
| Okanagan-Similkameen | Willowbrook Water Scada Master Plan | Drinking Water | \$1,330 | Y |
| Okanagan-Similkameen | Willowbrook Fire Hall Heating Upgrades | Community Energy Systems | \$4,091 | Y |
| Okanagan-Similkameen | Okanagan Falls Lift Station #3 Upgrade | Wastewater | \$27,662 | N |
| Okanagan-Similkameen | Spirit Park Pickleball/Tennis Court Resurfacing | Sport Infrastructure | \$19,384 | Y |
| Okanagan-Similkameen | Manitou & Wharf Park Washrooms | Recreational Infrastructure | \$227,000 | N |
| Okanagan-Similkameen | Selby Park Playground Upgrades | Recreational Infrastructure | \$5,653 | N |
| Okanagan-Similkameen | Olalla Water System Watermain Design & VFD Replacement | Drinking Water | \$15,782 | N |
| Okanagan-Similkameen | Princeton Sports Courts | Sport Infrastructure | \$9,741 | Y |
| Okanagan-Similkameen | Coalmont Fire Hall Water System | Drinking Water | \$8,255 | N |
| Okanagan-Similkameen | Princeton Liquid Waste Receiving Facility Expansion | Wastewater | \$69,267 | Y |
| Okanagan-Similkameen | Tulameen Rink Park Improvements | Recreational Infrastructure | \$5,489 | N |
| Okanagan-Similkameen | Kaleden Beach Swim Platform | Recreational Infrastructure | \$8,116 | Y |

2020 Canada Community-Building Fund Project List
Projects as reported by Ultimate Recipients between January 1 and December 31, 2020
The data found within this report is for information only and subject to change

| Ultimate Recipient | Project Title | Investment Category | Funds Spent | Complete |
|----------------------|---|--------------------------------------|-------------|----------|
| Okanagan-Similkameen | Lower Nipit Irrigation District Conversion | Capacity Building - LTIP | \$11,615 | N |
| Osoyoos | Highway 3 - Multi Use Pathway - Lakeshore to Cottonwood | Local Roads Bridges Active Transport | \$221,000 | N |
| Parksville | Pym Street Lighting Upgrades | Community Energy Systems | \$120,674 | Y |
| Peace River | Cecil Lake Community Centre - Outdoor facility Upgrades | Recreational Infrastructure | \$51,727 | N |
| Peace River | Cutbank Community Hall - Water System Pump Upgrade | Community Energy Systems | \$19,273 | Y |
| Peace River | Kelly Lake Community Center - Hazardous Materials Study | Capacity Building - AM | \$3,234 | Y |
| Peace River | Electoral Area B Potable Water Station Installation | Drinking Water | \$1,000,000 | Y |
| Peace River | Rose Prairie Granular Activated Carbon Filter Pilot | Drinking Water | \$100,000 | Y |
| Peachland | Parks Planning for Heritage, Sanderson, and Cousins Parks | Capacity Building - LTIP | \$10,299 | N |
| Peachland | Historic Peachland School Roof Replacement | Cultural Infrastructure | \$65,600 | N |
| Peachland | Peachland 50 Plus Activity Centre LED Light Upgrade | Community Energy Systems | \$4,035 | Y |
| Peachland | Peachland Museum Upgrades | Cultural Infrastructure | \$15,650 | Y |
| Peachland | Swim Bay Diving Board Installation | Recreational Infrastructure | \$8,309 | Y |
| Peachland | Swim Bay Swim Buoy Replacement | Recreational Infrastructure | \$5,000 | Y |
| Peachland | Heritage Park Improvement | Recreational Infrastructure | \$13,139 | N |
| Pemberton | Regional Economic Development Collaborative | Capacity Building - ICSP | \$16,996 | N |
| Pemberton | Climate Action Plan | Capacity Building - ICSP | \$959 | N |
| Penticton | Building Facilities Information (GIS) Database | Capacity Building - AM | \$33,880 | Y |
| Penticton | South Main Street Sanitary Sewer | Wastewater | \$15,699 | Y |
| Penticton | Asset Management Capital Planning Tool | Capacity Building - AM | \$6,054 | Y |
| Penticton | Penticton Curling Rink Roof Replacement | Recreational Infrastructure | \$146,268 | Y |
| Penticton | Lier House Building and Safety Upgrades | Cultural Infrastructure | \$55,136 | Y |
| Penticton | McLaren Arena - New Roof | Recreational Infrastructure | \$205,336 | N |
| Penticton | McLaren Arena Refrigeration System Upgrade | Recreational Infrastructure | \$26,049 | N |
| Penticton | Memorial Arena Electrical Upgrade | Recreational Infrastructure | \$11,841 | N |
| Penticton | Memorial Arena Skate Flooring Improvements | Recreational Infrastructure | \$52,078 | Y |
| Penticton | Penticton Trade and Convention Centre Mechanical Upgrades & Roof upgrades | Tourism Infrastructure | \$16,065 | N |
| Penticton | Okanagan Marina Upgrades | Recreational Infrastructure | \$9,375 | Y |
| Penticton | Pavement Management: Rehabilitation | Local Roads Bridges Active Transport | \$23,067 | N |
| Penticton | Penticton's Downtown Revitalization Project | Local Roads Bridges Active Transport | \$16,751 | Y |
| Penticton | Woodstock Road Reconstruction | Local Roads Bridges Active Transport | \$45,422 | N |
| Penticton | Intersection and Road Marking Improvements | Local Roads Bridges Active Transport | \$15,435 | N |
| Penticton | Lake to Lake Bike Route Sections 3&4 | Local Roads Bridges Active Transport | \$75,658 | N |
| Penticton | Sidewalks, Curbs and Gutter Projects | Local Roads Bridges Active Transport | \$135,000 | Y |
| Penticton | Traffic Calming Program | Local Roads Bridges Active Transport | \$12,145 | Y |
| Port Alberni | Strategic Asset Management Plan Development and Implementation | Capacity Building - AM | \$20,960 | N |
| Port Alberni | Multiplex Condenser | Recreational Infrastructure | \$205,950 | Y |
| Port Alberni | 4th Avenue - Bruce St. to Melrose St. - Storm & Sewer Separation | Wastewater | \$63,251 | Y |
| Port Alberni | 16th Avenue and Burde Street Storm, Sewer and Paving Rehabilitation | Wastewater | \$405,218 | Y |
| Port Alice | Streetlight Replacement | Community Energy Systems | \$8,312 | N |
| Port Edward | Road Improvement Project | Local Roads Bridges Active Transport | \$115,342 | N |
| Port Hardy | Port Hardy Multiplex: Swimming Pool Replacement | Recreational Infrastructure | \$655,939 | Y |
| Port Hardy | Port Hardy Seagate Wharf Installation | Recreational Infrastructure | \$100,192 | Y |

2020 Canada Community-Building Fund Project List
Projects as reported by Ultimate Recipients between January 1 and December 31, 2020
The data found within this report is for information only and subject to change

| Ultimate Recipient | Project Title | Investment Category | Funds Spent | Complete |
|--------------------|---|--------------------------------------|-------------|----------|
| Port Hardy | Market Street and Byng Road Upgrades | Local Roads Bridges Active Transport | \$144,674 | Y |
| Port Hardy | Pedestrian Activated Crosswalk Signal | Local Roads Bridges Active Transport | \$13,894 | Y |
| Port McNeill | Port McNeill Municipal Dock and Ramp Replacement | Tourism Infrastructure | \$36,412 | N |
| Port Moody | Transportation improvements on 2700 and 2800 block of Murray Street, from Moody Street to Hugh Street. | Local Roads Bridges Active Transport | \$155,522 | Y |
| Powell River | Energy Efficient Lighting Upgrades - City Hall, Dwight Hall, and Public Works Yard | Community Energy Systems | \$8,121 | Y |
| Powell River | Powell River Sport Complex - Main door replacement | Recreational Infrastructure | \$18,353 | Y |
| Powell River | Powell River Complex Study | Capacity Building - LTIP | \$14,483 | Y |
| Powell River | Recreation Complex Boiler Replacement | Recreational Infrastructure | \$32,938 | N |
| Powell River | Powell River Electric Vehicle Charging Station Installation | Community Energy Systems | \$31,093 | Y |
| Powell River | Climate Change Mitigation and Adaptation Committee | Capacity Building - ICSP | \$3,713 | Y |
| Prince George | West Fraser River Watershed Drainage Plan | Capacity Building - LTIP | \$1,174 | Y |
| Prince George | Parkridge Creek Watershed Drainage Plan | Capacity Building - LTIP | \$2,821 | Y |
| Prince George | Culvert Replacement - McMillan Creek Crossing at Aberdeen Road | Local Roads Bridges Active Transport | \$450,000 | Y |
| Prince George | Heritage River Trail Enhancement | Local Roads Bridges Active Transport | \$289,019 | N |
| Prince George | Exhibition Sports Centre - Ventilation Installation | Recreational Infrastructure | \$22,180 | Y |
| Prince George | Prince George City Hall - IT Server Room Air Conditioning Upgrade | Community Energy Systems | \$107,919 | Y |
| Prince George | Masich Place Stadium - Renovation of Stairs and New Fencing, Railings, and Seating | Sport Infrastructure | \$15,692 | N |
| Prince George | Highland Dr, E. Central, 3rd Ave, 5th Ave, 15th Ave, Eton Ave - Sidewalk Rehabilitation | Local Roads Bridges Active Transport | \$548,083 | Y |
| Prince George | 2nd Ave, 22nd Ave, Marleau Rd - New Sidewalks Construction | Local Roads Bridges Active Transport | \$130,000 | Y |
| Prince George | Pedestrian and Traffic Safety Improvement - Various Locations (2019) | Local Roads Bridges Active Transport | \$42,162 | Y |
| Prince George | Two Rivers Gallery - Direct Digital Control (DDC), Boiler, and Security System Upgrades and Floor Refinishing | Cultural Infrastructure | \$10,081 | Y |
| Prince George | Trail Network Rehabilitation | Local Roads Bridges Active Transport | \$190,248 | Y |
| Prince George | Park Washroom Refurbishment | Recreational Infrastructure | \$255,053 | Y |
| Prince George | Cottonwood & Heritage River Trail Refurbishment | Local Roads Bridges Active Transport | \$41,366 | N |
| Prince Rupert | New LED Street Lights along 3rd Avenue West, Prince Rupert | Community Energy Systems | \$27,641 | Y |
| Prince Rupert | HVAC and Boiler System at Recreation Center | Recreational Infrastructure | \$555,322 | Y |
| Prince Rupert | Prince Rupert Landfill Expansion Phase 3 - Additional Leachate Pond | Solid Waste | \$816,000 | N |
| Princeton | Mayne Ave Paving Rehabilitation | Local Roads Bridges Active Transport | \$12,232 | Y |
| Princeton | Billiter Ave Paving Rehabilitation | Local Roads Bridges Active Transport | \$13,167 | Y |
| Princeton | Panorama Crescent Paving Rehabilitation | Local Roads Bridges Active Transport | \$33,720 | Y |
| Princeton | Copper Mountain Road Paving Rehabilitation | Local Roads Bridges Active Transport | \$2,300 | Y |
| Princeton | Auburn Crescent Paving Rehabilitation | Local Roads Bridges Active Transport | \$64,995 | Y |
| Princeton | Princeton-Summerland Road Paving Rehabilitation | Local Roads Bridges Active Transport | \$39,397 | Y |
| Princeton | Princeton Trench Patching Rehabilitation | Local Roads Bridges Active Transport | \$8,826 | Y |
| qathet | Van Anda Improvement District Waterworks Upgrade | Drinking Water | \$110,022 | Y |
| qathet | Resource Recovery Centre Project | Brownfield Redevelopment | \$721,023 | N |
| qathet | GHG Report and Reduction Strategy | Capacity Building - LTIP | \$3,090 | N |
| qathet | Gillies Bay Old School Parking Lot Upgrades | Recreational Infrastructure | \$12,082 | Y |
| qathet | Padgett Road Bike Path - Myrtle Creek Bridge | Local Roads Bridges Active Transport | \$12,727 | N |
| qathet | Asset Management Training | Capacity Building - AM | \$1,950 | N |
| qathet | Connected Communities Study | Capacity Building - LTIP | \$3,143 | N |

2020 Canada Community-Building Fund Project List
Projects as reported by Ultimate Recipients between January 1 and December 31, 2020
The data found within this report is for information only and subject to change

| Ultimate Recipient | Project Title | Investment Category | Funds Spent | Complete |
|--------------------|---|--------------------------------------|-------------|----------|
| qathet | Lund Sewer Outfall Renewal | Wastewater | \$209,398 | N |
| Qualicum Beach | Memorial Ave Upgrades: Beach Creek Enhancement, Hwy 19A Roundabout & Bike Path Completion | Local Roads Bridges Active Transport | \$1,259,795 | N |
| Queen Charlotte | Transportation Network Improvement Project | Local Roads Bridges Active Transport | \$33,310 | N |
| Queen Charlotte | Boat Launch Upgrade - Queen Charlotte | Recreational Infrastructure | \$1,763 | Y |
| Queen Charlotte | Renewable Energy Options Analysis | Capacity Building - ICSP | \$65,285 | N |
| Queen Charlotte | Sewer Treatment Options Analysis - Phase II | Capacity Building - LTIP | \$14,994 | N |
| Quesnel | Quesnel Curling Centre - Ice Plant Replacement | Recreational Infrastructure | \$66,000 | Y |
| Quesnel | Quesnel Museum Renovation | Tourism Infrastructure | \$468,892 | N |
| Quesnel | Street Lights - North Fraser Road | Community Energy Systems | \$56,357 | Y |
| Quesnel | Sugar Loaf Trail Upgrade | Recreational Infrastructure | \$8,663 | N |
| Quesnel | Quesnel City Hall - HVAC Upgrades | Community Energy Systems | \$6,323 | Y |
| Quesnel | City Hall - LED Lighting Upgrade | Community Energy Systems | \$11,926 | Y |
| Radium Hot Springs | Columbia River Access and Park Upgrades | Recreational Infrastructure | \$73,094 | Y |
| Radium Hot Springs | Radium Outdoor Skating Rink and Amenities/Public washroom Building - Construction | Recreational Infrastructure | \$95,976 | N |
| Revelstoke | Public Transit Bus Purchase - Revelstoke | Public Transit | \$41,218 | N |
| Revelstoke | Victoria/4th/Townley Intersection Improvements | Local Roads Bridges Active Transport | \$1,482,790 | N |
| Revelstoke | Integrated Community Sustainability Plan into an updated Official Community Plan | Capacity Building - ICSP | \$63,545 | N |
| Revelstoke | Revelstoke Lower Town Road Improvements | Local Roads Bridges Active Transport | \$862,012 | Y |
| Richmond | Richmond Fire Hall #1 - Solar Energy System Installation | Community Energy Systems | \$157,705 | Y |
| Richmond | Electrical Power Capacity Design for Shore Power and Electrical Vehicle Charging | Community Energy Systems | \$11,417 | N |
| Richmond | Streetlight LED Upgrade Program - Phase 3 | Community Energy Systems | \$54,721 | N |
| Richmond | Energy Management Projects | Community Energy Systems | \$303,695 | N |
| Rossland | Rossland Capital Road Improvement Program | Local Roads Bridges Active Transport | \$243,107 | Y |
| Saanich | Saanich Commonwealth Place - Mechanical System Replacement | Recreational Infrastructure | \$932,563 | N |
| Saanich | Shelbourne St - Road Improvements | Local Roads Bridges Active Transport | \$190,646 | N |
| Saanich | Shelbourne Transportation Corridor Plan Development - Phase 1 | Local Roads Bridges Active Transport | \$15,605 | Y |
| Saanich | Intersection Upgrade - West Saanich Rd, Prospect Lake Rd, and Sparton Rd | Local Roads Bridges Active Transport | \$110,804 | N |
| Saanich | Shelbourne Transportation Corridor Plan Development Phase 2 | Local Roads Bridges Active Transport | \$42,182 | N |
| Saanich | Bike Lane Construction - Larchwood Drive | Local Roads Bridges Active Transport | \$173,406 | N |
| Saanich | Road and Stormwater Improvements - Sims Ave | Local Roads Bridges Active Transport | \$450,000 | N |
| Saanich | Shelbourne Drainage Construction Phase 1 | Local Roads Bridges Active Transport | \$1,158,000 | N |
| Saanich | Shelbourne Phase 1 Construction | Local Roads Bridges Active Transport | \$414,008 | N |
| Saanich | 2020 Pavement Renewal Program | Local Roads Bridges Active Transport | \$1,127,400 | Y |
| Saanich | Hampton Road Sidewalk and Parking Lot | Local Roads Bridges Active Transport | \$220,471 | N |
| Saanich | Sidewalk Construction - Union Road | Local Roads Bridges Active Transport | \$114,164 | Y |
| Saanich | Sidewalk Improvement Project - Royal Oak Ave | Local Roads Bridges Active Transport | \$9,680 | N |
| Saanich | Sidewalk and Bike Lane Construction - Gorge Road | Local Roads Bridges Active Transport | \$55,511 | N |
| Salmo | Sustainable Salmo, Salmo Official Community Plan: Shaping a Sustainable Future | Capacity Building - ICSP | \$11,250 | Y |
| Salmo | Sayward Well Generator Building | Drinking Water | \$21,269 | Y |
| Salmo | Salmo Capital Road Improvements | Local Roads Bridges Active Transport | \$34,877 | Y |
| Salmo | Sidewalk Replacement | Local Roads Bridges Active Transport | \$32,000 | Y |
| Salmon Arm | Downtown Salmon Arm - Core Revitalization - Hudson Ave | Local Roads Bridges Active Transport | \$55,748 | N |

2020 Canada Community-Building Fund Project List

Projects as reported by Ultimate Recipients between January 1 and December 31, 2020

The data found within this report is for information only and subject to change

| Ultimate Recipient | Project Title | Investment Category | Funds Spent | Complete |
|-----------------------------|---|--------------------------------------|-------------|----------|
| Salmon Arm | Shuswap Regional Airport - Taxiway Improvements | Regional and Local Airports | \$7,029 | N |
| Salmon Arm | LED Street Light Conversion - Various locations in Salmon Arm | Local Roads Bridges Active Transport | \$169,356 | N |
| Salmon Arm | Marine Drive Parking Lot | Local Roads Bridges Active Transport | \$12,710 | Y |
| Salmon Arm | 1 Street SE Sidewalk Replacement | Local Roads Bridges Active Transport | \$72,291 | Y |
| Salmon Arm | 23 Street NE Sidewalk Replacement | Local Roads Bridges Active Transport | \$78,802 | Y |
| Sayward | Village of Sayward Water Treatment Facility | Drinking Water | \$438,413 | N |
| Sayward | Asset Management Project | Capacity Building - AM | \$28,908 | Y |
| Sayward | Newcastle Dam Decommissioning | Drinking Water | \$995 | N |
| Sechelt | Selma Park - Davis Bay Sewer Functional Plan | Capacity Building - LTIP | \$8,380 | N |
| Sechelt | Wharf Avenue Sidewalk Design and Construction | Local Roads Bridges Active Transport | \$1,134 | N |
| Sechelt | Airport Expansion and Resurfacing (Phase I and II) | Regional and Local Airports | \$18,051 | N |
| Sechelt | Bike Loop Expansion - Bike BC | Local Roads Bridges Active Transport | \$13,806 | N |
| Sicamous | Sicamous Solsqua Bridge Replacement | Local Roads Bridges Active Transport | \$700,932 | N |
| Sicamous | Sicamous Narrows Flood Protection Plan | Capacity Building - LTIP | \$222,262 | N |
| Sicamous | 2 Mile Water and Sewerline Extension | Drinking Water | \$274,525 | Y |
| Sidney | Highway 17 - West Bicycle Path Upgrade | Local Roads Bridges Active Transport | \$1,310 | N |
| Sidney | Ocean Ave - Sidewalk and Curb Installation | Local Roads Bridges Active Transport | \$59,230 | N |
| Sidney | Sidney Wharf Fishing Pier - Upgrade | Recreational Infrastructure | \$17,948 | N |
| Sidney | Solar Light Installations - Maryland Park and Melville Park | Community Energy Systems | \$10,908 | Y |
| Sidney | Rathdown Park Playground Redevelopment | Recreational Infrastructure | \$152,360 | N |
| Sidney | Beacon Avenue West Traffic Study | Capacity Building - LTIP | \$14,376 | N |
| Silverton | Highway 3A Sidewalk Upgrade: 2nd St to 4th St | Local Roads Bridges Active Transport | \$4,690 | N |
| Silverton | Village of Silverton Fibre Backbone Project | Broadband Connectivity | \$13,000 | N |
| Silverton | Stormwater Collection Improvements - 2020 Various Locations | Wastewater | \$17,280 | Y |
| Silverton | Silverton Memorial Hall Upgrade | Cultural Infrastructure | \$44,100 | Y |
| Slocan | Village of Slocan Fibre Backbone Project | Broadband Connectivity | \$9,225 | N |
| Slocan | Slocan Waterfront Improvement Project | Tourism Infrastructure | \$120,000 | Y |
| Smithers | LB Warner - Gymnastics Building Upgrades | Recreational Infrastructure | \$39,177 | Y |
| Smithers | Smithers Capital Road Improvements | Local Roads Bridges Active Transport | \$455,497 | Y |
| Smithers | Smithers Sidewalk Upgrades | Local Roads Bridges Active Transport | \$120,951 | N |
| Smithers | Smithers Accessibility Upgrades | Local Roads Bridges Active Transport | \$40,600 | N |
| Sooke | Roads & Sidewalk Improvements Program - Various Locations | Local Roads Bridges Active Transport | \$540,000 | N |
| South Coast BC Transit Aut. | SkyTrain Mark 1 Vehicles | Public Transit | \$864,167 | Y |
| South Coast BC Transit Aut. | 2013-2016 Fleet Replacements | Public Transit | \$9,021,198 | N |
| South Coast BC Transit Aut. | Trolley Overhead Rectifier Replacement (Metrotown) | Public Transit | \$847,786 | Y |
| South Coast BC Transit Aut. | Automated Train Control Equipment Replacement | Public Transit | \$240,253 | Y |
| South Coast BC Transit Aut. | 2014-2018 Conventional Bus Replacement | Public Transit | \$906,849 | N |
| South Coast BC Transit Aut. | 2017 Conventional Bus Replacement | Public Transit | \$572,326 | Y |
| South Coast BC Transit Aut. | 2018 HandyDart Vehicle Replacement | Public Transit | \$251,355 | Y |
| South Coast BC Transit Aut. | 2017 HandyDart Vehicle Replacement | Public Transit | \$210,149 | Y |
| South Coast BC Transit Aut. | 2014-18 Community Shuttle Vehicle Replacement | Public Transit | \$888,200 | Y |
| South Coast BC Transit Aut. | 2018 HandyDART Vehicle Purchases - Expansion | Public Transit | \$84,304 | Y |
| South Coast BC Transit Aut. | 2015-18 Community Shuttle Vehicle Purchases - Expansion | Public Transit | \$176,605 | Y |

Updated as of 12/21/2021

List is subject to change

2020 Canada Community-Building Fund Project List

Projects as reported by Ultimate Recipients between January 1 and December 31, 2020

The data found within this report is for information only and subject to change

| Ultimate Recipient | Project Title | Investment Category | Funds Spent | Complete |
|-----------------------------|---|--------------------------------------|--------------|----------|
| South Coast BC Transit Aut. | Equipment for Deferred Retirement Program | Public Transit | \$65,600 | Y |
| South Coast BC Transit Aut. | 2018 60' Conventional Bus Purchases (Hybrid) - Expansion | Public Transit | \$769,767 | Y |
| South Coast BC Transit Aut. | 2019 Conventional & Double-decker Bus - Expansion | Public Transit | \$6,802,799 | Y |
| South Coast BC Transit Aut. | 2019 HandyDART Vehicle Purchase – Expansion | Public Transit | \$71,288 | Y |
| South Coast BC Transit Aut. | 2019 Double Decker Bus Purchase – Replacement | Public Transit | \$14,578,709 | N |
| South Coast BC Transit Aut. | 2019 HandyDART Vehicle Purchase – Replacement | Public Transit | \$211,628 | Y |
| South Coast BC Transit Aut. | 2019 Community Shuttle Purchase – Replacement | Public Transit | \$7,371,087 | Y |
| South Coast BC Transit Aut. | 2020 Conventional Bus Replacement | Public Transit | \$2,955,822 | N |
| Spallumcheen | Highland Park Water District LAS Asset Management Investment Plan | Capacity Building - AM | \$33,322 | Y |
| Spallumcheen | Lansdowne Water District Asset Management Investment Plan | Capacity Building - AM | \$22,064 | Y |
| Spallumcheen | Stardel Waterworks District Asset Management Investment Plan | Capacity Building - AM | \$22,064 | Y |
| Spallumcheen | Larkin Waterworks Asset Management Investment Plan | Capacity Building - AM | \$15,445 | Y |
| Spallumcheen | Long Term Water Strategy | Capacity Building - LTIP | \$37,793 | N |
| Sparwood | 2019 Capital Sidewalk Upgrades - Various Locations | Local Roads Bridges Active Transport | \$37,368 | Y |
| Sparwood | Wastewater and Drinking Water SCADA Installation | Wastewater | \$83,948 | N |
| Sparwood | Wastewater Treatment Plant Upgrades | Wastewater | \$93,161 | N |
| Squamish-Lillooet | Bralorne Wastewater Collection System Upgrade and Secondary Treatment | Wastewater | \$299,930 | N |
| Squamish-Lillooet | Gold Bridge Water System Renewal | Drinking Water | \$10,257 | Y |
| Squamish-Lillooet | Village of Pemberton Friendship Trail Bridge | Local Roads Bridges Active Transport | \$175,000 | Y |
| Squamish | Squamish Active Transportation Infrastructure Projects | Local Roads Bridges Active Transport | \$976,715 | Y |
| Squamish | Asset Management Plan Update | Capacity Building - AM | \$10,070 | N |
| Squamish | Comprehensive Dike Inspection | Capacity Building - AM | \$27,649 | Y |
| Squamish | Storm Sewer - Asset Management | Capacity Building - AM | \$67,225 | Y |
| Squamish | Transit Stop Infrastructure Improvements | Public Transit | \$53,442 | Y |
| Stewart | Essential Drinking Water System Upgrades | Drinking Water | \$3,082,241 | N |
| Strathcona | Strathcona Gardens Community Energy System and Energy Efficiency Upgrades | Community Energy Systems | \$564,977 | N |
| Strathcona | Quathiaski Cove - Village Trail System Construction | Recreational Infrastructure | \$14,671 | N |
| Strathcona | Quathiaski Cove - Marine Outfall Improvements | Wastewater | \$84,742 | N |
| Strathcona | Kyuquot Community Hall - Design and Construction | Cultural Infrastructure | \$3,000 | N |
| Strathcona | Electoral Area D - Water Supply Connection Improvements | Drinking Water | \$47,779 | N |
| Strathcona | McGimpsey Rd - Watermain Loop Installation | Drinking Water | \$1,248 | N |
| Summerland | Community Skateboard Park - New Construction | Recreational Infrastructure | \$426 | Y |
| Summerland | Giant's Head Trail Upgrades | Recreational Infrastructure | \$8,832 | Y |
| Summerland | Doherty Avenue Improvements | Local Roads Bridges Active Transport | \$474,236 | Y |
| Summerland | Kelly Avenue Road Improvements | Local Roads Bridges Active Transport | \$63,664 | Y |
| Summerland | Giant's Head Road Upgrades | Local Roads Bridges Active Transport | \$2,816 | N |
| Sun Peaks | Sun Peaks Centre | Tourism Infrastructure | \$1,638,721 | Y |
| Surrey | Bear Creek Park Walking Loop Construction | Recreational Infrastructure | \$110,000 | Y |
| Surrey | Bear Creek Park Athletic Centre | Sport Infrastructure | \$48,995 | N |
| Surrey | New Sidewalk Construction 179 St: 058 - 060 Ave | Local Roads Bridges Active Transport | \$52,702 | Y |
| Surrey | Nicomekl Bend Park Improvements | Recreational Infrastructure | \$24,053 | N |
| Surrey | Edgewood Park Improvements | Recreational Infrastructure | \$400,000 | N |
| Surrey | Nature Centre Improvements | Recreational Infrastructure | \$402,414 | N |

Updated as of 12/21/2021

List is subject to change

2020 Canada Community-Building Fund Project List
Projects as reported by Ultimate Recipients between January 1 and December 31, 2020
The data found within this report is for information only and subject to change

| Ultimate Recipient | Project Title | Investment Category | Funds Spent | Complete |
|--------------------|--|--------------------------------------|-------------|----------|
| Tahsis | Tahsis Road Works Replacement Project | Local Roads Bridges Active Transport | \$528,183 | Y |
| Tahsis | Tahsis Official Community Plan Renewal | Capacity Building - ICSP | \$50,000 | Y |
| Taylor | Drinking Water Standpipe Upgrade - 101 St. | Drinking Water | \$24,955 | Y |
| Taylor | Taylor Community Hall - Upgrades | Cultural Infrastructure | \$48,811 | Y |
| Taylor | Taylor District Arena - Spectator Bench Installation | Recreational Infrastructure | \$4,649 | Y |
| Telkwa | Trobak Hill Reservoir | Drinking Water | \$869,469 | Y |
| Telkwa | Water Treatment Plant- Programmable Logic Controller Upgrade | Drinking Water | \$132,691 | Y |
| Telkwa | Trobak Hill Water Reservoir - 17-2094-SPF | Drinking Water | \$36,869 | Y |
| Terrace | Munroe Street Reconstruction: Straume to McConnell | Local Roads Bridges Active Transport | \$545,435 | Y |
| Terrace | Grand Trunk Pathway Extension | Local Roads Bridges Active Transport | \$6,346 | N |
| Terrace | Courthouse Trails (Kiosks/Signage) | Recreational Infrastructure | \$16,243 | N |
| Thompson-Nicola | Water Source Identification Project - Community of Black Pine | Drinking Water | \$9,513 | Y |
| Thompson-Nicola | TNRD Regional Water Meter Program | Drinking Water | \$262,839 | N |
| Thompson-Nicola | Lytton Legion Plumbing Upgrade | Recreational Infrastructure | \$3,859 | N |
| Thompson-Nicola | Communities of Blackpool & Vavenby - Fire Hall Energy Upgrades | Community Energy Systems | \$18,404 | N |
| Thompson-Nicola | Drinking Water System Upgrades 2018 - Community of Loon Lake | Drinking Water | \$11,370 | N |
| Thompson-Nicola | Drinking Water System Upgrades 2018 - Community of Del Oro | Drinking Water | \$675 | N |
| Thompson-Nicola | Drinking Water Upgrades 2018 - Community of Maple Mission | Drinking Water | \$5,904 | N |
| Thompson-Nicola | Community of Pritchard Sewer System - Rapid Infiltration Basin Discharge Bed - Construction | Wastewater | \$22,106 | N |
| Thompson-Nicola | Drinking Water System Upgrades - Community of Pritchard | Drinking Water | \$991 | N |
| Thompson-Nicola | Drinking Water System Upgrades - Community of Evergreen | Drinking Water | \$6,049 | Y |
| Thompson-Nicola | Vavenby Fire Hall Energy Efficiency Upgrades - Building Exterior | Community Energy Systems | \$39,898 | N |
| Thompson-Nicola | Vavenby Community Water System - Power Redundancy Transfer Switch Installation | Drinking Water | \$13,599 | N |
| Thompson-Nicola | South Green Lake Fire Hall - Building Envelope Energy Efficiency Upgrades | Community Energy Systems | \$54,898 | N |
| Thompson-Nicola | 70 Mile House Community Hall Building Envelope, Drainage and Renovations | Recreational Infrastructure | \$19,303 | N |
| Thompson-Nicola | Stake Lake Ski Trails Lighting Upgrade - Electoral Area "J" (Copper Desert Country) | Community Energy Systems | \$5,223 | Y |
| Thompson-Nicola | Pritchard Community Hall Accessibility Upgrades | Recreational Infrastructure | \$3,632 | Y |
| Thompson-Nicola | Lower Nicola Waterworks Wellhead Stabilization Project - Electoral Area "M" | Drinking Water | \$86,211 | N |
| Thompson-Nicola | North Thompson Fall Fair Main Building Energy Efficiency Upgrades - Barriere | Community Energy Systems | \$2,515 | N |
| Thompson-Nicola | Little Fort Community Hall Potable Water Supply. | Drinking Water | \$74,524 | N |
| Thompson-Nicola | Pinantan Lake Playground Upgrade - Pinantan Elementary PAC | Recreational Infrastructure | \$15,901 | Y |
| Thompson-Nicola | Pritchard Community Sewer System Upgrades - Electoral Area "P" (River and the Peaks) | Wastewater | \$4,079 | N |
| Thompson-Nicola | Black Pines Water Solare Panels & Sample Station Project - Electoral Area "P" (Rivers and the Peaks) | Drinking Water | \$3,476 | N |
| Thompson-Nicola | Nicola Valley Fall Fair Washroom Project | Tourism Infrastructure | \$126 | N |
| Thompson-Nicola | South Green Lake Volunteer Fire Department New Roof & Insulation | Community Energy Systems | \$33,311 | N |
| Thompson-Nicola | Village of Ashcroft Curling Club Chiller Replacement | Recreational Infrastructure | \$126 | N |
| Thompson-Nicola | North Thompson Sportsplex Wood Chip Shelter | Community Energy Systems | \$12,726 | N |
| Thompson-Nicola | Asset Management Planning | Capacity Building - AM | \$6,792 | N |
| Trail | Old Trail Pedestrian Suspension Bridge - Debt Payment | Local Roads Bridges Active Transport | \$254,030 | N |
| Tumbler Ridge | Curbside Recycling | Solid Waste | \$423,008 | N |
| Ucluelet | Wild Pacific Trail Connector - Marine Dr Walkway | Recreational Infrastructure | \$8,827 | Y |
| Ucluelet | Peninsula Road Upgrade | Local Roads Bridges Active Transport | \$73,355 | N |

2020 Canada Community-Building Fund Project List
Projects as reported by Ultimate Recipients between January 1 and December 31, 2020
The data found within this report is for information only and subject to change

| Ultimate Recipient | Project Title | Investment Category | Funds Spent | Complete |
|--------------------|--|--------------------------------------|-------------|----------|
| Ucluelet | Village Green Upgrade | Cultural Infrastructure | \$55,225 | N |
| Ucluelet | Matterson Reservoir - SCADA System Upgrade | Drinking Water | \$10,869 | N |
| Ucluelet | Cedar Road Tourism Hub Construction | Tourism Infrastructure | \$180,609 | N |
| Valemount | Integrated Asset Management Plan Work Program | Capacity Building - AM | \$160,500 | Y |
| Vancouver | Electric Vehicle Charging Stations - Supply and Installation - Vancouver | Community Energy Systems | \$979,034 | N |
| Vancouver | Vancouver Archives Renewal and Relocation Project | Cultural Infrastructure | \$896,820 | N |
| Vernon | Drainage Infrastructure Prioritization - Asset Management and Climate Change | Capacity Building - AM | \$24,360 | Y |
| Vernon | 29th / 30th Street Transportation Corridor – 39th Avenue Intersection | Local Roads Bridges Active Transport | \$1,732,218 | N |
| Vernon | Transit Infrastructure Improvements | Public Transit | \$18,083 | Y |
| Vernon | 30th Street Road and Utility Rehabilitation - Phase 1 | Local Roads Bridges Active Transport | \$11,668 | Y |
| Vernon | 2019 Capital Road Works - Design and Construction | Local Roads Bridges Active Transport | \$9,842 | Y |
| Vernon | 28 Ave Road and Utility reconstruction | Local Roads Bridges Active Transport | \$2,258 | Y |
| Vernon | Priority Sidewalks | Local Roads Bridges Active Transport | \$19,350 | N |
| Vernon | 48 Ave Drainage and Road Rehabilitation | Local Roads Bridges Active Transport | \$1,400,552 | N |
| Vernon | Priority Drainage Improvement | Local Roads Bridges Active Transport | \$12,265 | N |
| Vernon | 15th St/Middleton Way Network Connect | Local Roads Bridges Active Transport | \$97,188 | Y |
| Vernon | 32nd Avenue Reconstruct - 33 to 35 St | Local Roads Bridges Active Transport | \$685,023 | N |
| Vernon | Pleasant Valley Road - BX Creek to 48 Ave | Local Roads Bridges Active Transport | \$925,200 | N |
| Vernon | Okanagan Landing Trail - Brooks Ln to Paddlewheel | Local Roads Bridges Active Transport | \$290,247 | Y |
| Vernon | 2020 Priority Intersection Improvements | Local Roads Bridges Active Transport | \$84,172 | N |
| Vernon | 2020 Transportation Safety Improvements | Local Roads Bridges Active Transport | \$27,494 | N |
| Vernon | 2020 Capital Road Works - Design & Construction | Local Roads Bridges Active Transport | \$51,789 | N |
| Vernon | Commonage Road Shoulder Widening | Local Roads Bridges Active Transport | \$25,000 | Y |
| Vernon | Transit Hub Facility Upgrade | Public Transit | \$103,835 | Y |
| Victoria | Storm Drain Brick Main Assessment and Rehabilitation | Wastewater | \$319,281 | N |
| Victoria | Bicycle Network Construction - Victoria | Local Roads Bridges Active Transport | \$126,789 | N |
| View Royal | Asset inventory Data Collection | Capacity Building - AM | \$13,168 | Y |
| View Royal | View Royal Asset Management Plan | Capacity Building - AM | \$5,975 | N |
| View Royal | Eltham Road Sidewalk Construction | Local Roads Bridges Active Transport | \$10,439 | Y |
| View Royal | Construction of School Zone Speed Boxes | Local Roads Bridges Active Transport | \$10,503 | Y |
| View Royal | Island Highway Lighting Upgrade Phases 2 & 3 | Community Energy Systems | \$43,554 | Y |
| Wells | Well Community Facility Building - Improvements | Recreational Infrastructure | \$49,534 | Y |
| Wells | Community Water System- Upgrades | Drinking Water | \$46,450 | Y |
| West Kelowna | 2019 Gellatly Powers Creek Bridge | Local Roads Bridges Active Transport | \$568,345 | Y |
| West Kelowna | 2020 Road Rehabilitation | Local Roads Bridges Active Transport | \$527,856 | Y |
| West Kelowna | 2018 Roadside Slope Improvement Program | Local Roads Bridges Active Transport | \$50,546 | Y |
| West Kelowna | 2017 EOC Flood Recovery | Disaster Mitigation | \$459,905 | Y |
| West Kelowna | 2018 EOC Flood Recovery | Disaster Mitigation | \$478,725 | Y |
| West Vancouver | Whytecliff Park Sport Court Replacement Improvement | Recreational Infrastructure | \$23,736 | Y |
| Whistler | Waste Transfer Station - Debt Financing | Solid Waste | \$554,321 | N |
| Whistler | Composter Capacity Upgrade | Solid Waste | \$90,406 | N |
| Williams Lake | 2020 Pavement Management Program - Various Locations | Local Roads Bridges Active Transport | \$507,995 | Y |
| Zeballos | Study for East Side Effluent Management | Capacity Building - LTIP | \$35,044 | Y |



UNION OF BRITISH COLUMBIA

Victoria Office
525 Government Street
Victoria, BC V8V 0A8
250-356-5134
ccbf@ubcm.ca

Richmond Office
Suite 60 -10551 Shellbridge Way
Richmond, BC V6X 2W9
604-270-8226
ubcm@ubcm.ca



Follow us @CCBFinBC