

GAS TAX AGREEMENT IN BRITISH COLUMBIA



2016 Annual Expenditure Report



2016 Gas Tax Annual Expenditure Report

This Annual Expenditure Report covers the disbursements and expenditures of federal Gas Tax funding for the period of January 1 to December 31, 2016 and in accordance with reporting requirements outlined in *Schedule D* of the 2014-2024 Administrative Agreement on the Federal Gas Tax fund between Canada, the Province of British Columbia, and UBCM (Gas Tax Agreement or GTA). This report provides an overview of the projects reported by Ultimate Recipients in 2016, and includes the results of the annual UBCM Gas Tax Audit (Appendix A), Recipient Specified Audit Procedure (Appendix B) and a detailed project list of all projects reported in 2016 (Appendix C).

Photo Credits: City of Prince George, TransLink and the City of Nanaimo

Published by the Union of BC Municipalities, November 2017

Gas Tax Fund in British Columbia

Since 2005, the Federal Gas Tax Fund in British Columbia (GTF) has enabled local governments to undertake a broad range of infrastructure and planning projects by providing dedicated, predictable, and long-term funding. Between 2005-2013 recipients of Gas Tax funds utilized \$829.7 million to undertake 2,399 projects. Under the 2014 Agreement, over \$663 million has been expended on 1,592 projects. Combined, these total over \$1.4 billion in Gas Tax funding expended by local governments supporting 3,729 infrastructure and capacity building projects identified across British Columbia. Over the first 12-years of the Gas Tax Agreement, the rate of annual expenditure by recipients has grown at an average of 22%, while the overall number of projects has grown at an annual average of 19%.

2016 Gas Tax Reporting

\$269.7 million in GTF Expended by Recipients

896 Gas Tax Projects Funded

503 Complete Projects

393 Continuing Projects

522 New Projects

In 2016, the Government of Canada transferred over *\$265 million* through the GTF to British Columbia; this figure accounts for roughly one-fifth of the \$1.3 billion that will be available to BC's local governments over the first five years of the 2014-2024 Administrative Agreement on the Federal Gas Tax Fund in British Columbia (Agreement).

Every project undertaken using Gas Tax funds supports at least one of the GTF's national program objectives. Projects focused on roads, and bridges encourage productivity and economic growth; active transportation and wastewater projects promote a cleaner environment while cultural and recreation infrastructure improvements build stronger cities and communities.

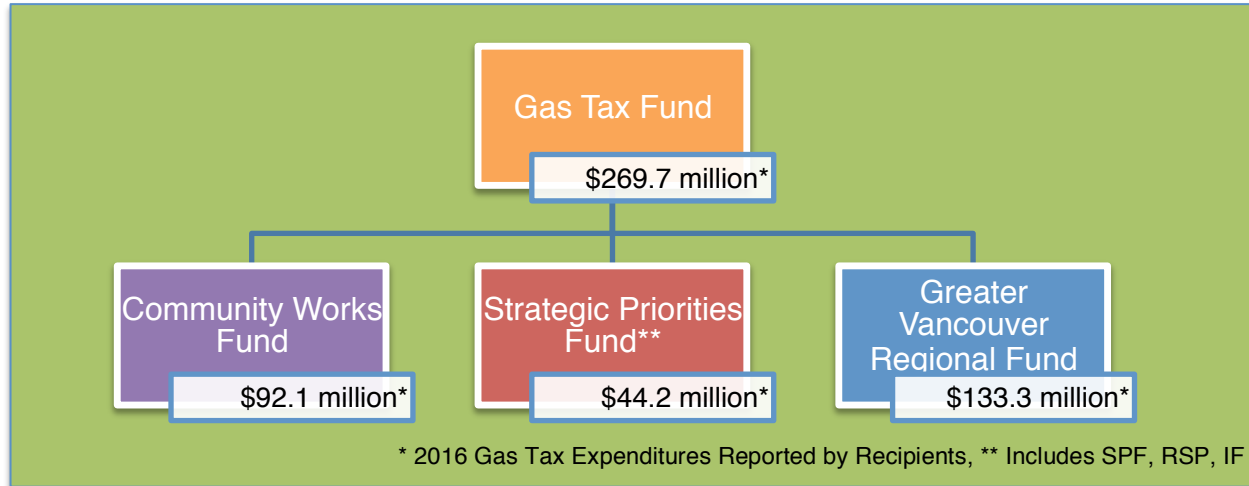
Today, Gas Tax funds continue to support both traditional and 'green' investments in areas such as water management, transportation works, and community energy initiatives, (which account for almost 60% of projects in 2016), however, emerging investment categories such as sport, recreation, tourism and cultural infrastructure have all substantially increased investments in the past three years, and now account for 22% of reported projects and \$25 million in annual Gas Tax funding (Fig. 1 & 3). This shift in investment is a result of the addition of ten investment categories made available to local governments upon the renewal of the Agreement.

Investment Category	Total Projects			Gas Tax Funds		
	2014	2015	2016	2014	2015	2016
Roads, Bridges, Active Transportation	20.75%	24.89%	25.22%	22.02%	24.12%	20.49%
Cultural and Tourism	0.80%	3.10%	3.57%	0.28%	0.44%	1.28%
Sports and Recreation	5.35%	14.22%	18.64%	2.02%	5.06%	8.43%
Capacity Building	16.47%	13.88%	17.97%	3.62%	2.70%	2.32%
Drinking Water	16.60%	14.11%	9.60%	15.71%	7.76%	4.08%
Wastewater	10.71%	8.94%	7.48%	16.34%	8.81%	8.33%
Solid Waste	4.28%	3.21%	2.01%	4.72%	4.87%	0.86%
Public Transit	4.28%	3.33%	3.24%	30.19%	43.01%	50.49%
Community Energy	19.54%	12.50%	9.60%	4.80%	2.49%	2.93%
Other	1.20%	1.83%	2.68%	0.31%	0.74%	0.80%

Fig. 1- Investment Category and Expenditure Percentages, 2014-2016

Gas Tax Program Streams

In British Columbia, the Gas Tax Agreement is delivered to recipients by UBCM through three program streams: the Community Works Fund; the Strategic Priorities Fund; and the Greater Vancouver Regional Fund. UBCM administers the funds on behalf of Canada and British Columbia and reports annually to Canada on expenditures and disbursements.



2016 Eligible Projects List

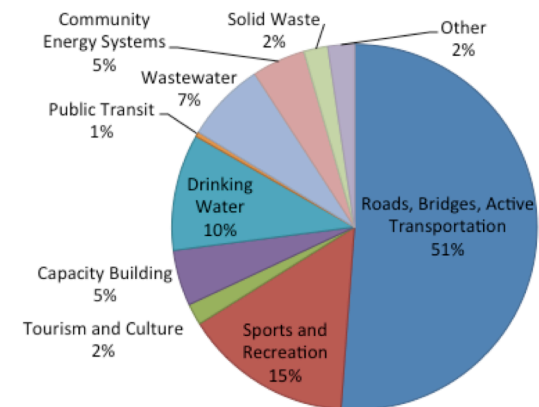
- Brownfield Redevelopment
- Broadband Connectivity
- Capacity Building
 - Asset Management Planning
 - Long-Term Infrastructure Planning
 - Integrated Community Sustainability Planning
- Community Energy Systems
- Tourism and Cultural Infrastructure
- Disaster Mitigation
- Local and Regional Airports
- Drinking Water
- Local Roads, Bridges, and Active Transportation
- Public Transit
- Sports and Recreation Infrastructure
- Short-sea Shipping and Short-line Rail
- Solid Waste
- Wastewater

Community Works Fund

The Community Works Fund (CWF) is available to all local governments in British Columbia. CWF is delivered twice annually and funding is based on a per capita formula with a funding floor for all recipients. Local governments make informed choices about which eligible projects to fund, and report annually on these projects and their outcomes. Over the first three years of the Agreement, CWF has helped fund 1865 projects and delivered investments of \$343.6 million to local governments. CWF will deliver an estimated \$519 million to local governments by 2019.

In 2016, 144 local governments spent \$92.1 million on 811 Community Works Fund projects; 471 of these projects were reported as complete, 340 will continue into future

Fig. 2 – CWF Project Percentages by Investment Category



years, and 133 were started in previous years. Public Transit, Local Roads, Bridges and Active Transportation accounted for 52% of projects and \$47.1 million of CWF spending, or 61% of expenditures. Sports and Recreation accounted for 15% of projects and \$13.7 million in expenditures, while investments in water infrastructure accounted for 17% of all projects and \$16 million in expenditures.

Strategic Priorities Fund

The Strategic Priorities Fund (SPF) is an application-based program available to local governments and ultimate recipients outside the Greater Vancouver Regional District. The SPF supports infrastructure and capacity building projects that are large in scale, regional in impact or innovative, and align with the GTA's national program objectives of productivity and economic growth, a clean environment and strong cities

and communities. In 2016, 55 local governments reported spending for 73 projects that received competitive application-based grant funding. These include SPF and prior Gas Tax programs Innovations Fund, Regionally Significant Projects Fund and General Strategic Priorities Fund projects, which collectively account for GTF expenditures of over \$44 million.

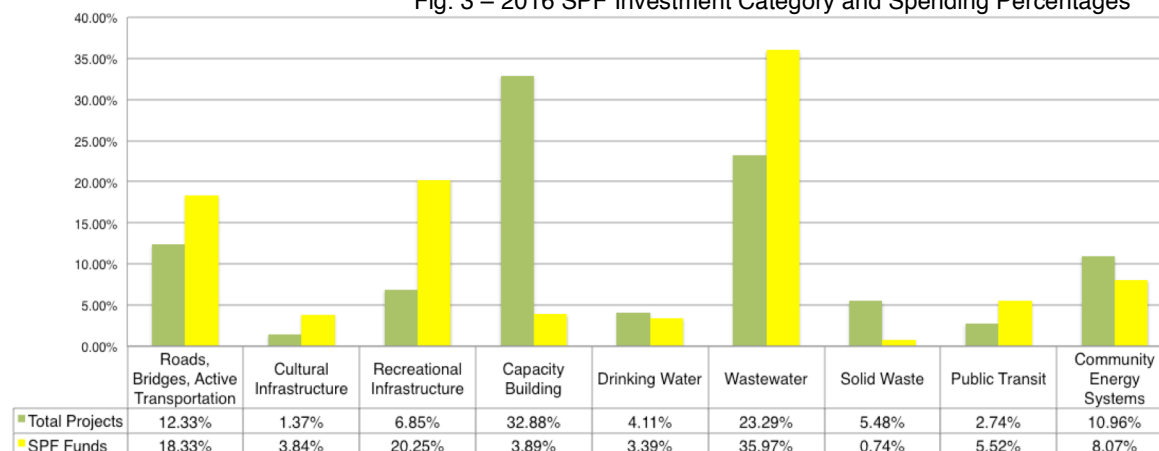
In 2017, UBCM launched a second SPF intake. Funding decisions regarding these applications can be expected in 2018.



Greater Vancouver Regional Fund

The Greater Vancouver Regional Fund (GVRF) provides funding for regional transportation investments within the Greater Vancouver Regional District and its member municipalities. Projects funded from the GVRF allocation must be regional transportation projects proposed for funding by TransLink, and approved by the GVRD board. Since 2014, GVRF has undertaken more than 20 major projects, with GTF providing more than \$271 million in funding for improvements to transportation infrastructure in the Greater Vancouver region, including the construction of the Hamilton Transit Center, the purchase of new Sky Train vehicles and upgrades to the Expo Line.

Fig. 3 – 2016 SPF Investment Category and Spending Percentages




2016 SPF Project Reporting

\$44.2 million in GTF Expended by Recipients
73 SPF Projects Reported
29 Complete Projects

2016 Annual Expenditure Report Highlights

Pursuant to *Schedule D* of the Gas Tax Agreement, by September 30th each year, UBCM is required to provide an annual report to Canada on Gas Tax disbursements, expenditures and a detailed project list covering the previous calendar year. The 2016 Schedule of Receipts and Disbursements is found in Appendix A, the 2016 UBCM Gas Tax Audit is found in Appendix B, and the Reported Project List is found in Appendix C of this report. The following are some highlights from the reporting year of 2016.

In 2016, ultimate recipients reported federal Gas Tax Fund expenditures of more than \$269.7 million supporting a total of 896 projects throughout British Columbia. Each project dollar spent contributes to the national program objectives of a productive economy, a cleaner environment, and strong and prosperous communities.



In 2016, local governments reported 503 projects as complete, while a remaining 393 projects will be completed in future years. Of these continuing projects, 340 are CWF that account for \$47.8 million in total investment, \$44.6 million in infrastructure spending and \$3.2 million toward capacity building projects. A total of 44 SPF projects will continue into 2017. Of these 44 projects, 28 are capital infrastructure investments that, combined, spent over \$30 million in 2016. Continuing SPF projects accounted for 12% of 2016 expenditures and 5% of all projects.

Part of the annual expenditure reporting requirements includes collecting total project costs for reported Gas Tax projects. Collecting this data allows UBCM to calculate a value for funding leveraged in each eligible category. In 2016, for every \$100 of federal Gas Tax funds invested in eligible categories, on average, an additional \$302 was leveraged through other funding sources. 2016 saw more projects reported and more funds expended by recipients than each of the previous three years. Since 2014, the number of projects undertaken using Gas Tax funds has increased 20%, annual GTF expenditures have increased 61% while total estimated project cost has remained steady, increasing only 8%.

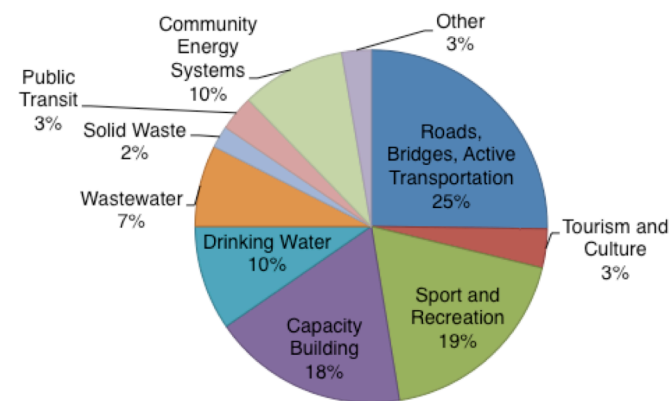


Fig. 4 - GTF Expenditure Percentages by Investment Category, 2016

Reported Projects and Expenditures

The Gas Tax fund is a valued, permanent source of funding that provides long-term, predictable investment dollars to BC's local governments which, in 2016, empowered communities to undertake 896 infrastructure and capacity building projects. As the third year of the renewed agreement, 2016 allowed UBCM to analyze cumulative data and recognize trends in investment categories (see Fig. 1 & 6).

The first noticeable trend is that public transportation investments continue to be the largest GTF per dollar project investment with over \$136 million in spending, while only accounting for 3% of total projects in 2016 (Fig. 4 & 6). This spending can be attributed to major TranksLink projects, funded through the GVRF, which account for nearly 50% of funding allocations under the Agreement. However, when GVRF projects are combined with general investments in roads, bridges and active transportation, road and transportation works account for \$191 million in spending, (71% of total funding), and almost 30% percent of all projects (Fig. 1, 4 & 5). Investments in these projects help move people and the economy.

Though public and active transportation projects continue to dominate Gas Tax funding, 2016 saw several new categories increase activity and expenditures, while some traditional categories began to decline. For example, investment in cultural and tourism infrastructure saw investments of \$3 million and accounted for 4% of total reported projects, while sports and recreation infrastructure accounted for an 18% share of all reported projects seeing investments of almost \$23 million, noticeable increases from previous years. Conversely, local governments reported drinking water, wastewater, solid waste, and community energy systems as making up 29% of all reported projects, a 9% decline from 2015, while total investment has also declined for each category (Fig. 1, 5 & 6).

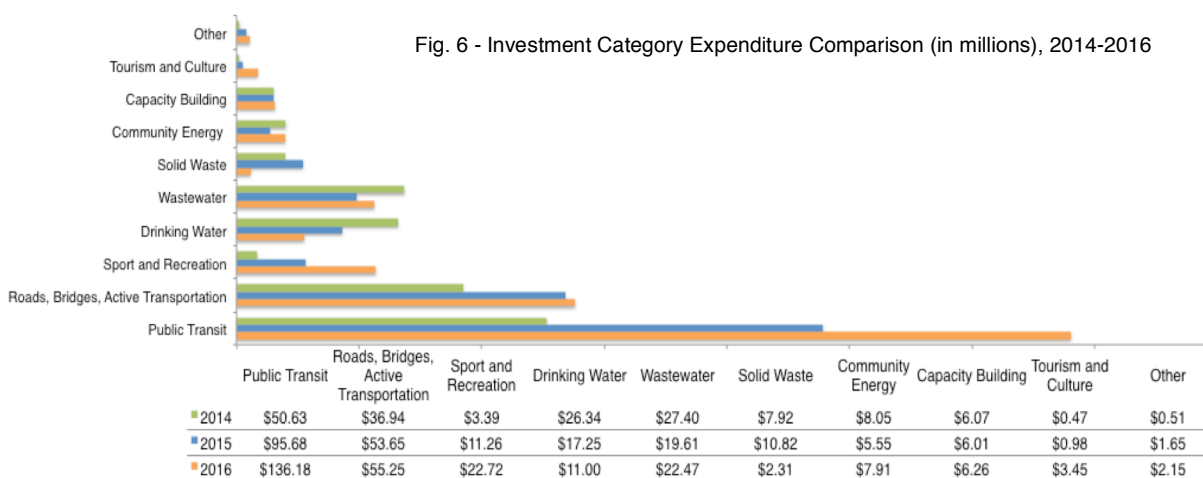
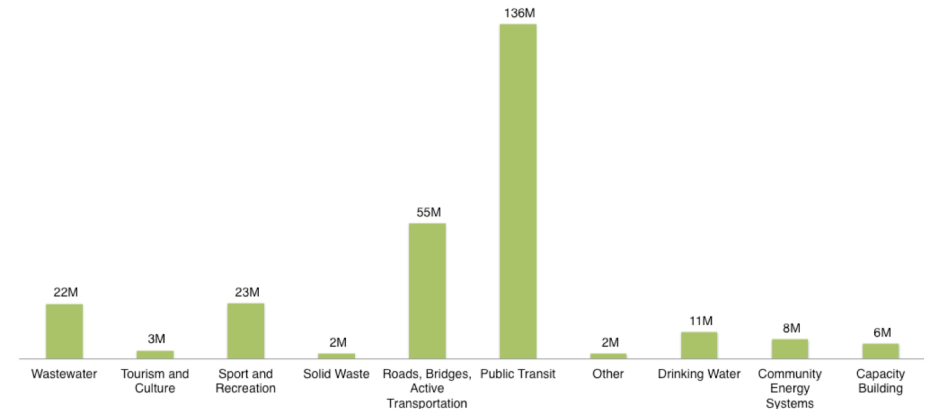


Fig. 5 – 2016 GTF Spending by Category



These shifts can be potentially attributed with two happenings. First, in recent years, water and wastewater projects have benefited from targeted spending by federal and provincial grant programs such as the Clean Water and Wastewater Fund Program (CWWF) and Build Canada Fund – Small Communities Fund. As these funding sources are either fully allocated or nearing completion, UBCM will monitor to

determine if these project types return to traditional spending levels in future years. Second, efforts to classify investments based on location instead of project details have reduced investments in Community Energy Systems. Where the replacement a boiler in a community pool was previously categorized as community energy, now it is considered a recreation infrastructure project.

Communications

2016 was a busy year for the Gas Tax fund in BC. UBCM staff worked with 44 distinct local governments and eligible recipients from all corners of the province to communicate the benefits of Gas Tax funding. In total, 49 projects were highlighted through the distribution of news releases and coordination of media events. Notable projects include; drinking water infrastructure, community and aquatic centre upgrades and official community plans.

2016 Communications

49 Announcements
4 Project Starts
10 Complete Projects
35 Funding Announcements

List of Joint Gas Tax Communications in 2016

Local Government	Project	Local Government	Project
City of Abbotsford & District of Mission	James Wastewater Treatment Plant	Nanaimo Regional District	Outfall Replacement
City of Abbotsford & District of Mission	Cannell Lake Water Treatment Station	Multiple Community Bundle	Funding for 7 Projects
District of Barriere	Water System Upgrades	District of North Cowichan & City of Duncan	Sewage Treatment Plant Relocation
District of Barriere	Wastewater Treatment System	District of Mackenzie	Aquatic Centre Upgrades
Regional District of Bulkley-Nechako	Murray Ridge Ski Area Upgrades	District of Mackenzie	Asset Management Plan
Cariboo Regional District	Sam Ketcham Pool Upgrades	City of Fort St. John	Water Recovery Facility
City of Cranbrook	Idlewild Dam Rehabilitation	Powell River Regional District	Resource Recovery Centre
Metro Vancouver & TransLink	Hamilton Transit Centre Upgrades	District of Vanderhoof	New Aquatic Centre
District of Invermere	New Community Centre	Multiple Community Bundle	Community Works Allocation
District of Squamish	Integrated Storm water Management Plan	City of Nanaimo	New Water Treatment Plant
City of Kelowna	Bulman Road – UBC Connector Trail	Regional District of Bulkley-Nechako	Lighted Ski Trail
City of Grand Forks	Performance Measurement Framework	District of Wells	Integrated Official Community Plan
District of Oak Bay	Bowker Creek Restoration	District of Mission	Official Community Plan
Central Kootenay Regional District	Aquatic Centre Upgrades	City of Revelstoke	Asset Management
Kitimat-Stikine Regional District	Upper Skeena Recreation Centre	Village of Salmo	Official Community Plan
Kitimat-Stikine Regional District	Solid Waste System Upgrades	Village of Sayward	Water Treatment Facility Upgrades
Regional District of East Kootenay	Water & Wastewater System Upgrades	City of Salmon Arm	Water Pollution Control Upgrades
Regional District of North Okanagan	Landfill Gas Capture & Recycling Centre	Squamish-Lillooet Regional District	Bralorne Wastewater System Upgrade
Cowichan Valley Regional District	Meade Creek Recycling Centre Upgrades	District of 100 Mile House	Water System Upgrade
Village of Zeballos	Sugarloaf Bridge Replacement	Columbia-Shuswap Regional District	Sunnybrae Water System Upgrade
Okanagan Water Board	Environment & Water Planning	City of Terrace	Aquatic Centre Upgrade
Multiple Community Bundle	Funding for 57 Projects	Town of Osoyoos	Rural Water System Twinning
City of Courtenay	Fifth Street Upgrades	City of Kimberley	Gerry Sorensen Way Reconstruction
Town of Lake Cowichan	Water Treatment Plant Upgrades	Regional District of Central Okanagan	Regional Transportation Plan

Local Government Outreach

As part of UBCM's commitment to increasing outreach for the Gas Tax program, staff travelled to nine cities across BC to deliver Gas Tax fund presentations to 147 local government staff regarding the future grant opportunities and on-going Asset Management requirements under the renewed GTF.

Measuring Outcomes and Asset Management

In March 2018, UBCM will deliver its first outcomes report measuring all Gas Tax projects completed since 2014. The report will measure tangible outputs as well as outcomes that align with the national program objectives: productivity and economic growth, a cleaner environment and stronger cities and communities. The report will also incorporate the benefits and impacts of incremental spending on local governments and the results of the Phase 1 Asset Management Form – Baseline Survey and, together, as described in *Schedule D* of the GTF agreement, the results will be delivered to Canada as part of the March 2018 Performance Outcomes Report.

List of Gas Tax Outreach Events in 2016		
Location	Date	Participants
City of Parksville	April 19	51
City of Abbotsford	April 20	29
City of Richmond	April 27	14
City of Terrace	April 28	14
Resort Municipality of Whistler	May 4	15
City of Kelowna	May 10	55
City of Cranbrook	May 11	30
City of Fort St. John	May 17	23
City of Prince George	May 26	24

Appendix A - 2016 Schedule of Receipts and Disbursements

UBCM		
	January 1, 2016 to December 31, 2016	Cumulative Date of Signing
Opening Balance of Unspent Funding	399,181,018.63	
Received from Canada	265,940,736.00	772,494,520.00
Interest Earned	3,460,757.83	10,750,038.25
Administrative Cost	1,195,186.41	2,761,981.14
Transferred to Ultimate Recipients	147,644,389.72	586,141,634.37
Closing Balance of Unspent Funds	519,742,936.33	
ULTIMATE RECIPIENTS IN AGGREGATE		
	January 1, 2016 to December 31, 2016	Cumulative Date of Signing
Opening Balance of Unspent Funding**	573,644,863.85	
Received from UBCM	147,644,389.72	586,141,634.46
Interest Earned***	7,243,879.78	22,387,256.65
Spent on Eligible Projects	269,714,490.25	663,877,449.58
Closing Balance of Unspent Funding	458,818,643.10	

This table reconciles the Eligible Recipient Aggregated Closing Balance of Unspent Funding as at December, 31, 2015, as reported in the Schedule of Receipts and Distributions.

Reconciliation of Eligible Recipient Aggregated Closing Balance as at December 31, 2015

Closing Balance of Unspent Funding December 31, 2015, as previously reported	\$	573,516,918.24
Plus: Restatement of Gas Tax spending on projects from prior periods***	\$	127,945.61
Closing balance of Unspent Funding December 31, 2015, as restated	\$	573,644,863.85

***List of Restatements:

- 2013 Granisle adjusted spent on eligible projects with a decrease of \$121,845.63
- 2014 Prince George adjusted spent on eligible projects with a decrease of \$1,100.00
- 2015 Prince George adjusted spent on eligible projects with a decrease of \$5,000.00

Appendix B - 2016 UBCM Gas Tax Audit

Administrative Agreement on the Federal Gas Tax Fund in British Columbia
Annual Expenditure Report - Receipts and Disbursements of the Union of British Columbia Municipalities

UNION OF BRITISH COLUMBIA MUNICIPALITIES

For the year ended December 31, 2016



KPMG LLP
Po Box 10426 777 Dunsmuir Street
Vancouver BC V7Y 1K3
Canada
Telephone (604) 691-3000
Fax (604) 691-3031

INDEPENDENT AUDITORS' REPORT

To the President's Committee of the Union of British Columbia Municipalities

We have audited the accompanying schedule of receipts and disbursements as set out in the Annual Expenditure Report - Receipts and Disbursements of the Union of British Columbia Municipalities for the year ended December 31, 2016 and notes, comprising a summary of significant accounting policies and other explanatory information (together the "Annual Expenditure Report"). The Annual Expenditure Report has been prepared by management in accordance with the financial reporting provisions in Section 8 of Annex B and Section 1 of Schedule D of the Administrative Agreement on the Federal Gas Tax Fund in British Columbia effective April 1, 2014 between the Union of British Columbia Municipalities, Her Majesty the Queen in Right of Canada, as represented by the President of the Queen's Privy Council for Canada, Minister of Infrastructure, Communities and Intergovernmental Affairs, and Her Majesty the Queen in Right of the Province of British Columbia, as represented by the Minister of Community, Sport and Cultural Development.

Management's Responsibility for the Annual Expenditure Report

Management is responsible for the preparation of the Annual Expenditure Report in accordance with the financial reporting provisions in Section 8 of Annex B and Section 1 of Schedule D of the Administrative Agreement on the Federal Gas Tax Fund in British Columbia effective April 1, 2014 between the Union of British Columbia Municipalities, Her Majesty the Queen in Right of Canada, as represented by the President of the Queen's Privy Council for Canada, Minister of Infrastructure, Communities and Intergovernmental Affairs, and Her Majesty the Queen in Right of the Province of British Columbia, as represented by the Minister of Community, Sport and Cultural Development; this includes determining that the basis of accounting is an acceptable basis for the preparation of the Annual Expenditure Report in the circumstances, and for such internal control as management determines is necessary to enable the preparation of the Annual Expenditure Report that is free from material misstatement, whether due to fraud or error.

Auditors' Responsibility

Our responsibility is to express an opinion on this Annual Expenditure Report based on our audit. We conducted our audit in accordance with Canadian generally accepted auditing standards. Those standards require that we comply with ethical requirements and plan and perform the audit to obtain reasonable assurance about whether the Annual Expenditure Report is free from material misstatement.



An audit involves performing procedures to obtain audit evidence about the amounts and disclosures in the Annual Expenditure Report. The procedures selected depend on our judgment, including the assessment of the risks of material misstatement of the Annual Expenditure Report, whether due to fraud or error. In making those risk assessments, we consider internal control relevant to the entity's preparation of the Annual Expenditure Report in order to design audit procedures that are appropriate in the circumstances, but not for the purpose of expressing an opinion on the effectiveness of the entity's internal control. An audit also includes evaluating the appropriateness of accounting policies used and the reasonableness of accounting estimates made by management, as well as evaluating the overall presentation of the Annual Expenditure Report.

We believe that the audit evidence we have obtained is sufficient and appropriate to provide a basis for our audit opinion.

Opinion

In our opinion, the Annual Expenditure Report - Receipts and Disbursements of the Union of British Columbia Municipalities for the year ended December 31, 2016 is prepared, in all material respects, in accordance with the basis of accounting described in Note 2 to the Annual Expenditure Report.

Basis of Accounting

Without modifying our opinion, we draw attention to Note 2 to the Annual Expenditure Report, which describes the basis of accounting. The Annual Expenditure Report is prepared to assist in meeting the requirements of the Administrative Agreement on the Federal Gas Tax Fund in British Columbia effective April 1, 2014 between the Union of British Columbia Municipalities, Her Majesty the Queen in Right of Canada, as represented by the President of the Queen's Privy Council for Canada, Minister of Infrastructure, Communities and Intergovernmental Affairs, and Her Majesty the Queen in Right of the Province of British Columbia, as represented by the Minister of Community, Sport and Cultural Development. As a result, the Annual Expenditure Report may not be suitable for another purpose.

Restriction on Use

Our report is intended solely for the Union of British Columbia Municipalities, Her Majesty the Queen in Right of Canada, as represented by the President of the Queen's Privy Council for Canada, Minister of Infrastructure, Communities and Intergovernmental Affairs, and Her Majesty the Queen in Right of the Province of British Columbia, as represented by the Minister of Community, Sport and Cultural Development and should not be used by parties other than the Union of British Columbia Municipalities, Her Majesty the Queen in Right of Canada, as represented by the President of the Queen's Privy Council for Canada, Minister of Infrastructure, Communities and Intergovernmental Affairs, and Her Majesty the Queen in Right of the Province of British Columbia, as represented by the Minister of Community, Sport and Cultural Development.

A handwritten signature in black ink that reads 'KPMG LLP' with a horizontal line underneath.

Chartered Professional Accountants
September 25, 2017
Vancouver, Canada

UNION OF BRITISH COLUMBIA MUNICIPALITIES

Annual Expenditure Report - Receipts and Disbursements of the Union of British Columbia Municipalities
Expressed in thousands of dollars

For the year ended December 31, 2016

	Cumulative from September 19, 2005 to December 31, 2015	For the period from January 1, 2016 to December 31, 2016	Cumulative from September 19, 2005 to December 31, 2016
Opening Balance of Unspent Funds	\$ -	\$ 399,181	\$ -
Received from Canada	2,144,941	265,941	2,410,882
Investment Income	22,884	3,460	26,344
Sub-Total (total available for transfer and spending)	2,167,825	668,582	2,437,226
Transferred to Eligible Recipients	1,762,239	147,644	1,909,883
Spent on Administration Costs	6,405	1,195	7,600
Sub-Total (total transfer and spending)	1,768,644	148,839	1,917,483
Closing Balance of Unspent Funds	\$ 399,181	\$ 519,743	\$ 519,743

See accompanying notes to the Annual Expenditure Report - Receipts and Disbursements of the Union of British Columbia Municipalities.

UNION OF BRITISH COLUMBIA MUNICIPALITIES

Notes to the Annual Expenditure Report - Receipts and Disbursements of the Union of British Columbia Municipalities

For the year ended December 31, 2016

1. Background:

On September 19, 2005, the Union of British Columbia Municipalities (the “UBCM”), the Government of Canada (“Canada”) and the Province of British Columbia (the “Province”) entered into the Agreement on the Transfer of Federal Gas Tax Revenues under the New Deal for Cities and Communities 2005 - 2015 (the “First Agreement”). The First Agreement was focused on achieving three environmental sustainability outcomes: reduced greenhouse gas emissions, cleaner water and cleaner air with reliable and predictable funding. The First Agreement resulted in contributions of \$635,599,000 to local governments and other eligible recipients in British Columbia from 2005/2006 to 2009/2010 through three delivery mechanisms: a Community Works Fund, a Strategic Priorities Fund and an Innovations Fund (collectively the “Gas Tax Fund”). On March 17, 2008, the First Agreement was amended to provide additional contributions of \$1,002,788,000 from 2011/2012 to 2013/2014.

The First Agreement provided funding for local governments and other eligible recipients in British Columbia for a variety of capital and planning projects. Eligible project categories included:

- (a) Public transit,
- (b) Community energy systems,
- (c) Solid waste management,
- (d) Water and wastewater; and
- (e) Capacity building.

Effective April 1, 2014, the UBCM, Canada and the Province entered into the Administrative Agreement on the Federal Gas Tax Fund in British Columbia (the “Agreement”). The First Agreement was terminated as of April 1, 2014, and the Gas Tax Fund was transitioned from the First Agreement to the Agreement. The Agreement builds on the First Agreement, and is focused on helping communities build and revitalize public infrastructure that supports national objectives of productivity and economic growth, a clean environment and strong cities and communities. The Agreement is effective until March 31, 2024.

UBCM administered the funding under both the First Agreement and the Agreement, and was responsible for reporting to Canada and the Province on the use of funding and outcomes achieved in accordance with the terms of the First Agreement and the Agreement.

UNION OF BRITISH COLUMBIA MUNICIPALITIES

Notes to the Annual Expenditure Report - Receipts and Disbursements of the Union of British Columbia Municipalities (continued)

For the year ended December 31, 2016

1. Background (continued):

Under the Agreement, the Gas Tax Fund continues to provide funding for local governments and other eligible recipients in British Columbia for a variety of capital and planning projects. In addition to the eligible project categories under the First Agreement, the Agreement includes the following new eligible project categories:

- | | |
|----------------------------------|----------------------------------|
| (a) Local roads and bridges, | (h) Brownfield redevelopment, |
| (b) Highways, | (i) Sport infrastructure, |
| (c) Short-sea shipping, | (j) Recreational infrastructure, |
| (d) Short-line rail, | (k) Cultural infrastructure, |
| (e) Regional and local airports, | (l) Tourism infrastructure; and |
| (f) Broadband connectivity, | (m) Disaster mitigation. |
| (g) Drinking water, | |

2. Basis of accounting:

The Annual Expenditure Report - Receipts and Disbursements of the Union of British Columbia Municipalities (the "Annual Expenditure Report") has been prepared in accordance with the following recognition and measurement principles:

- (a) amount received from Canada and amount transferred to eligible recipients are recognized and measured on a cash basis of accounting; and
- (b) investment income and amount spent on administration costs are recognized and measured on an accrual basis of accounting.

The Annual Expenditure Report is not prepared in accordance with the presentation principles or the presentation of all the financial statements and related note disclosures required for a complete set of financial statements.

The Annual Expenditure Report is prepared to assist in meeting the requirements of the Administrative Agreement on the Federal Gas Tax Fund in British Columbia effective April 1, 2014 between the Union of British Columbia Municipalities, Her Majesty the Queen in Right of Canada, as represented by the President of the Queen's Privy Council for Canada, Minister of Infrastructure, Communities and Intergovernmental Affairs, and Her Majesty the Queen in Right of the Province of British Columbia, as represented by the Minister of Community, Sport and Cultural Development. As a result, the Annual Expenditure Report may not be suitable for another purpose.

Appendix C - 2016 Reported Project List

2016 Gas Tax Project List
Projects as Reported by Ultimate Recipients Between January 1, 2016 and December 31, 2016

Ultimate Recipient (Local Government)	Project Title	Investment Category	2016 Gas Tax Funds Reported
Abbotsford, City of	Vye Road Overpass	Roads, Bridges, Active Transportation	\$ 28,771.31
Abbotsford, City of	Official Community Plan Project	Capacity Building - ICSP	\$ 93,475.39
Abbotsford, City of	Fraser Hwy at Lefevre Rd - Sidewalk Construction	Roads, Bridges, Active Transportation	\$ 33,046.12
Abbotsford, City of	Griffiths Rd Sidewalk	Roads, Bridges, Active Transportation	\$ 31,568.42
Abbotsford, City of	Blueridge at Clearbrook Traffic Signal	Roads, Bridges, Active Transportation	\$ 137,000.00
Abbotsford, City of	Montvue Avenue Sidewalk	Roads, Bridges, Active Transportation	\$ 6,022.36
Abbotsford, City of	Old Yale Rd at Highway #11 Overpass - Sidewalk Construction	Roads, Bridges, Active Transportation	\$ 5,847.75
Abbotsford, City of	Oriole Crescent Sidewalk	Roads, Bridges, Active Transportation	\$ 2,915.55
Abbotsford, City of	Countess St Sidewalk	Roads, Bridges, Active Transportation	\$ 7,226.87
Abbotsford, City of	Quadling Road at Barrowtown Widening	Roads, Bridges, Active Transportation	\$ 383,469.50
Abbotsford, City of	Ross Elementary School Sidewalk	Roads, Bridges, Active Transportation	\$ 8,713.95
Abbotsford, City of	Bourquin Crescent East Sidewalk	Roads, Bridges, Active Transportation	\$ 14,931.95
Abbotsford, City of	2016 Bus Stop Improvements	Public Transit	\$ 27,821.66
Abbotsford, City of	Abbotsford Exhibition Park – Rotary Stadium Track Resurfacing	Recreational Infrastructure	\$ 10,413.25
Abbotsford, City of	Curling Club Roof Replacement	Recreational Infrastructure	\$ 261,802.22
Abbotsford, City of	Cannell Water Treatment Plant Design & Construction	Drinking Water	\$ 2,531,687.62
Abbotsford, City of	Rural Uplands Culvert Condition Assessment	Capacity Building - AM	\$ 156,006.07
Abbotsford, City of	U-District Neighbourhood Plan	Capacity Building - ICSP	\$ 65,263.09
Abbotsford, City of	Bridge Betterment	Roads, Bridges, Active Transportation	\$ 36,657.19
Abbotsford, City of	Industrial Land Supply Study	Capacity Building - ICSP	\$ 101,289.02
Abbotsford, City of	SCADA upgrades and replacement of obsolete equipment	Drinking Water	\$ 4,245.02
Abbotsford, City of	Mason Street Construction - Wheel to Marshall	Roads, Bridges, Active Transportation	\$ 14,388.15
Abbotsford, City of	Water Master Plan	Capacity Building - LTIP	\$ 15,093.00
Abbotsford, City of	City Centre Neighbourhood Plan	Capacity Building - ICSP	\$ 11,182.51
Abbotsford, City of	Update Joint Water Master Plan	Capacity Building - LTIP	\$ 212.10
Abbotsford, City of	Historic Downtown Neighbourhood Plan	Capacity Building - ICSP	\$ 11,182.52
Abbotsford, City of	York Avenue Sidewalk	Roads, Bridges, Active Transportation	\$ 55,730.02
Abbotsford, City of	Clearbrook at Downes Curb	Roads, Bridges, Active Transportation	\$ 155.16
Abbotsford, City of	Marshall Wells Disinfection Station - Ammonia Scrubber	Drinking Water	\$ 8,383.64
Abbotsford, City of	Infrastructure Renewal - Water Wells	Drinking Water	\$ 100,538.54
Abbotsford, City of	Smart Meter Web Portal	Capacity Building - ICSP	\$ 47,025.00
Abbotsford, City of	JAMES Plant Ultraviolet (UV) Disinfection Project	Wastewater	\$ 27,816.32
Alberni-Clayoquot, RD of	Beaver Creek Water System - North Beaver Creek Rd Water Main Upgrade	Drinking Water	\$ 150,000.00
Alert Bay, Village of	Alert Bay Green Municipal Properties Project	Community Energy Systems	\$ 362,945.00
Anmore, Village of	Rehabilitation of West Elementary Road	Roads, Bridges, Active Transportation	\$ 107,456.17
Armstrong, City of	Water Master Plan Update	Capacity Building - LTIP	\$ 20,125.00
Armstrong, City of	ICSP - Zoning Bylaw Re-write	Capacity Building - ICSP	\$ 9,020.00
Armstrong, City of	Highland Park Road Watermain Replacement	Drinking Water	\$ 93,921.00
Armstrong, City of	Wood Avenue Asphalt Resurfacing	Roads, Bridges, Active Transportation	\$ 99,277.00
Barriere, District of	District of Barriere Asset Management Plan	Capacity Building - AM	\$ 5,000.00
Barriere, District of	Cultural Landscaping Project	Wastewater	\$ 21,688.87
Barriere, District of	Community Hall Roof Upgrade	Recreational Infrastructure	\$ 3,023.62
Barriere, District of	Sewer Line Inspection	Wastewater	\$ 12,912.51
Barriere, District of	Sustainable Wastewater Management Solutions	Wastewater	\$ 1,317,489.45
Barriere, District of	Water Supply and Distribution System Improvements	Drinking Water	\$ 886,054.00
BC Transit	Kelowna Regional Transit System Bus Purchases	Public Transit	\$ 639,375.00
Bowen Island Municipality	Snug Cove Housing Diversity Implementation Plan	Capacity Building - ICSP	\$ 15,759.40
Bulkley-Nechako, RD of	Nechako Valley Search and Rescue Energy Efficiency Upgrades	Community Energy Systems	\$ 63,618.00

2016 Gas Tax Project List
Projects as Reported by Ultimate Recipients Between January 1, 2016 and December 31, 2016

Ultimate Recipient (Local Government)	Project Title	Investment Category	2016 Gas Tax Funds Reported
Bulkley-Nechako, RD of	RDBN - Topley Fire Hall - Energy Upgrades	Community Energy Systems	\$ 70,000.00
Bulkley-Nechako, RD of	Bulkley Valley Legion - Roofing and Insulation	Community Energy Systems	\$ 33,000.00
Bulkley-Nechako, RD of	Bulkley Valley Aquatic Centre - Water Boiler	Community Energy Systems	\$ 13,650.27
Bulkley-Nechako, RD of	Bulkley Valley Aquatic Centre - Natatorium LED Lighting Upgrade	Community Energy Systems	\$ 26,698.41
Bulkley-Nechako, RD of	Stuart Lake Seniors Recreation Centre - Furnace Replacement	Community Energy Systems	\$ 5,925.00
Bulkley-Nechako, RD of	District of Fort St James - Theatre Projector and Screen	Cultural Infrastructure	\$ 56,422.58
Bulkley-Nechako, RD of	Town of Smithers - Chandler Park Soccer Fields	Recreational Infrastructure	\$ 250,251.45
Bulkley-Nechako, RD of	Rose Lake Community Club - Renovation and Upgrade	Recreational Infrastructure	\$ 17,827.00
Bulkley-Nechako, RD of	Lakeside Multiplex - Freon Plant	Recreational Infrastructure	\$ 40,000.00
Bulkley-Nechako, RD of	Murray Ridge Ski Hill - Groomer Storage Building	Recreational Infrastructure	\$ 135,000.00
Bulkley-Nechako, RD of	Lakes District Airport	Regional and Local Airports	\$ 275,000.00
Bulkley-Nechako, RD of	Wastewater Collection System Improvement Project	Wastewater	\$ 35,805.00
Bulkley-Nechako, RD of	Village of Telkwa - Recreation Improvements	Recreational Infrastructure	\$ 251.45
Bulkley-Nechako, RD of	Fort St James Curling Club - LED Lighting Upgrade	Recreational Infrastructure	\$ 15,649.89
Bulkley-Nechako, RD of	Cluculz Lake Hall Renovations	Recreational Infrastructure	\$ 186,789.13
Bulkley-Nechako, RD of	Pope Mountain Arts Building Renovation	Cultural Infrastructure	\$ 82.74
Burnaby, City of	Lane Condition Analysis and Prioritization	Capacity Building - LTIP	\$ 127,000.00
Burnaby, City of	Barnet Pedestrian Bridge Upgrade	Roads, Bridges, Active Transportation	\$ 108,012.21
Burnaby, City of	2016 Local Road Network Paving	Roads, Bridges, Active Transportation	\$ 721,600.00
Burns Lake, Village of	Downtown Revitalization Phase 2a	Brownfield Redevelopment	\$ 51,050.00
Burns Lake, Village of	4th Avenue Paving	Roads, Bridges, Active Transportation	\$ 134,000.00
Burns Lake, Village of	Arena Freon Plant	Recreational Infrastructure	\$ 40,000.00
Campbell River, City of	Cycling Upgrades	Roads, Bridges, Active Transportation	\$ 2,862.06
Campbell River, City of	LED Street Light Conversion	Community Energy Systems	\$ 110,578.23
Campbell River, City of	Transit Shelters	Public Transit	\$ 32,693.63
Campbell River, City of	Marine Foreshore Restoration	Wastewater	\$ 66,171.77
Campbell River, City of	Energy Retrofits	Community Energy Systems	\$ 49,948.44
Campbell River, City of	Infill Sidewalks	Roads, Bridges, Active Transportation	\$ 29,675.70
Campbell River, City of	Foreshore Project	Recreational Infrastructure	\$ 63,945.46
Campbell River, City of	Stairway construction between Dogwood and Cedar Roads	Roads, Bridges, Active Transportation	\$ 3,277.90
Campbell River, City of	Sidewalk Improvements	Roads, Bridges, Active Transportation	\$ 366,904.06
Campbell River, City of	Seawalk Improvements	Roads, Bridges, Active Transportation	\$ 31,450.84
Campbell River, City of	Robron Park Fieldhouse	Recreational Infrastructure	\$ 108.00
Campbell River, City of	Asphalt Overlay	Roads, Bridges, Active Transportation	\$ 312,205.83
Campbell River, City of	Robron Turf Community Sports Field	Sport Infrastructure	\$ 100,000.00
Canal Flats, Village of	Merged Water System Project	Drinking Water	\$ 136,752.00
Capital RD	Willis Point Water Tower	Drinking Water	\$ 6,695.82
Capital RD	Lyall Harbour/Boot Cove Money Lake Dam Repair	Disaster Mitigation	\$ 38,230.52
Capital RD	Southern Gulf Islands Food System and Agriculture Strategy	Capacity Building - ICSP	\$ 8,879.46
Capital RD	Experience the Gulf Islands (ETGI) Concept Plan	Capacity Building - LTIP	\$ 35,000.00
Capital RD	Pender School - Solar Roof Project	Community Energy Systems	\$ 20,000.00
Capital RD	Saturna Community Hall - Efficiency Upgrades	Recreational Infrastructure	\$ 30,000.00
Capital RD	Galiano and North Pender Island - Transportation Upgrade	Public Transit	\$ 50,000.00
Capital RD	Salt Spring Island and Southern Gulf Island Integrated Service Plan	Capacity Building - ICSP	\$ 59,637.34
Capital RD	E & N Rail Trail Phase 2	Roads, Bridges, Active Transportation	\$ 192,438.00
Capital RD	Gardom Pond Lower Dam	Disaster Mitigation	\$ 5,741.49
Capital RD	Mayne Island Demo Trail	Roads, Bridges, Active Transportation	\$ 5,901.63
Capital RD	Maliview Sewer System Upgrade	Wastewater	\$ 16,031.00

2016 Gas Tax Project List
Projects as Reported by Ultimate Recipients Between January 1, 2016 and December 31, 2016

Ultimate Recipient (Local Government)	Project Title	Investment Category	2016 Gas Tax Funds Reported
Capital RD	Magic Lake Estates - Emergency Access/Egress Route	Roads, Bridges, Active Transportation	\$ 2,023.00
Capital RD	Southern Gulf Islands Community Economic Development Framework	Capacity Building - ICSP	\$ 29,797.00
Capital RD	E&N Rail Trail (West Side Trail)	Roads, Bridges, Active Transportation	\$ 1,343,287.00
Capital RD	Regional Growth Strategy Transition to Regional Sustainability Strategy	Capacity Building - ICSP	\$ 52,225.98
Cariboo RD	Energy Efficiency Upgrades - Sam Ketcham Pool	Recreational Infrastructure	\$ 427,500.00
Cariboo RD	West Fraser Arena Upgrades	Community Energy Systems	\$ 525,000.00
Cariboo RD	Central Cariboo Recreation Upgrades	Community Energy Systems	\$ 23,772.00
Cariboo RD	Installation of LED lights at Lumbermen's Park Ball Fields	Community Energy Systems	\$ 20,000.00
Cariboo RD	Cariboo Regional District Community Halls & Recreation Upgrade Projects	Community Energy Systems	\$ 114,008.00
Cariboo RD	Energy Efficient Lighting Upgrades at West Fraser Volunteer Fire Department	Community Energy Systems	\$ 6,695.00
Cariboo RD	Water System Improvements and Upgrades	Drinking Water	\$ 71,589.00
Cariboo RD	City of Quesnel Landfill Improvements	Solid Waste	\$ 75,893.00
Cariboo RD	Roll-off Recycling Bins for Transfer Stations	Solid Waste	\$ 30,180.00
Cariboo RD	Landfill Expansion & Improvements - Likely Landfill	Solid Waste	\$ 4,160.00
Cariboo RD	Sam Ketcham Pool Upgrade at the West Fraser Aquatic Centre	Recreational Infrastructure	\$ 2,177,231.55
Castlegar, City of	Universal Water Meter Program	Drinking Water	\$ 385,478.00
Castlegar, City of	Bear Proof Garbage Containers	Solid Waste	\$ 611,470.00
Central Coast RD	Thorsen Creek Waste and Recycling	Solid Waste	\$ 629,052.62
Central Coast RD	Walker Island Park Concession Building	Recreational Infrastructure	\$ 55,309.67
Central Coast RD	Bella Coola Airport Master Plan	Capacity Building - LTIP	\$ 49,900.00
Central Coast RD	Solid Waste Management Plan	Capacity Building - LTIP	\$ 37,705.57
Central Kootenay RD	Columbia Basin Broadband Corp. - Boundary Rural & Remote Broadband Connectivity	Broadband Connectivity	\$ 92,331.00
Central Kootenay RD	Balfour Recreation Commission - Community Facilities Energy Upgrade	Community Energy Systems	\$ 14,993.75
Central Kootenay RD	Vallican Whole Community Centre Energy Upgrade	Community Energy Systems	\$ 25,000.00
Central Kootenay RD	Nelson CARES Society - Room to Live Campaign	Community Energy Systems	\$ 15,000.00
Central Kootenay RD	Creston Valley Affordable Housing Society - Creston Valley Community Housing	Community Energy Systems	\$ 5,145.00
Central Kootenay RD	Brilliant Doukhobor Cemetery Upgrade	Cultural Infrastructure	\$ 18,262.00
Central Kootenay RD	Mallandaine Water Users Community - Highway 3A & Crusher Road Service	Drinking Water	\$ 5,000.00
Central Kootenay RD	Dog Creek Water - UV Water Treatment System Upgrade	Drinking Water	\$ 18,725.00
Central Kootenay RD	BCHA - Burton Historic Park & Campground Dock Replacement	Recreational Infrastructure	\$ 19,000.00
Central Kootenay RD	Canyon Community Association - Community Hall & Park Upgrade	Recreational Infrastructure	\$ 20,000.00
Central Kootenay RD	Kuskanook Harbour Society - Canoe/Kayak Launch Dock	Recreational Infrastructure	\$ 5,000.00
Central Kootenay RD	Castlegar Nordic Ski Club Infrastructure Upgrade	Recreational Infrastructure	\$ 2,500.00
Central Kootenay RD	Castlegar Friends of Parks & Trails Society - Castlegar Bike Park Recreation Project	Recreational Infrastructure	\$ 20,000.00
Central Kootenay RD	Nelson District Community Complex Aquatic Upgrades	Recreational Infrastructure	\$ 100,000.00
Central Kootenay RD	Duhamel Water System Improvements	Drinking Water	\$ 4,015.00
Central Kootenay RD	Nelson and District Community Complex 2015 Pool Renewal	Recreational Infrastructure	\$ 4,597,200.00
Central Kootenay RD	Arrow & Erickson Water Systems	Drinking Water	\$ 184,277.00
Central Kootenay RD	Castlegar Rotary Club #232 - Celgar Pavillion Picnic Tables	Recreational Infrastructure	\$ 7,500.00
Central Kootenay RD	Castlegar Friends of Parks & Trails Society - Upper Merry Creek Loop Trail	Recreational Infrastructure	\$ 30,000.00
Central Kootenay RD	Nelson Cycling Club - NCC Trail Network CAP Upgrades	Recreational Infrastructure	\$ 37,500.00
Central Kootenay RD	Ymir Reservoir Replacement Engineering	Drinking Water	\$ 17,244.35
Central Kootenay RD	Creston and District Community Complex - Curling Club Windows Upgrade/Retrofit	Community Energy Systems	\$ 15,395.00
Central Kootenay RD	Royal Canadian Legion Castlegar/Robson Branch #170 - Energy Upgrade	Community Energy Systems	\$ 16,557.00
Central Kootenay RD	Tarrys and District Community Hall Society - Energy Efficiency Upgrade	Community Energy Systems	\$ 33,112.50
Central Kootenay RD	Trails for Creston Valley Society - Char Creek Giant Cedars Trail	Recreational Infrastructure	\$ 18,750.00
Central Kootenay RD	Yahk Kingsgate Recreation Society - Multi Purpose Court	Recreational Infrastructure	\$ 15,000.00
Central Kootenay RD	Ymir Community Association - Hall Upgrades	Recreational Infrastructure	\$ 57,180.00

2016 Gas Tax Project List
Projects as Reported by Ultimate Recipients Between January 1, 2016 and December 31, 2016

Ultimate Recipient (Local Government)	Project Title	Investment Category	2016 Gas Tax Funds Reported
Central Kootenay RD	Longbeach Water Users Community - Water System Upgrade	Drinking Water	\$ 26,250.00
Central Kootenay RD	Kootenay Employment Services - Fields Forward - Mobile Fruit Press	Solid Waste	\$ 79,500.00
Central Okanagan, RD of	Electoral Area - Floodplain Assessment	Capacity Building - ICSP	\$ 25,560.00
Central Okanagan, RD of	Ellison Firehall Facility Assessment	Capacity Building - AM	\$ 549.00
Central Okanagan, RD of	Wilson's Landing Facility Assessment	Capacity Building - AM	\$ 549.00
Central Okanagan, RD of	Eastside Parks Facility Assessment	Capacity Building - AM	\$ 488.00
Central Okanagan, RD of	Westside Parks Facility Assessment	Capacity Building - AM	\$ 488.00
Central Okanagan, RD of	Ellison Hall Facility Assessment	Capacity Building - AM	\$ 488.00
Central Okanagan, RD of	Joe Rich Community Hall Facility Assessment	Capacity Building - AM	\$ 488.00
Central Okanagan, RD of	Joe Rich Firehalls Facility Assessment	Capacity Building - AM	\$ 1,074.00
Central Okanagan, RD of	North Westside Firehall Facility Assessment	Capacity Building - AM	\$ 1,279.70
Central Okanagan, RD of	Electoral Area Tracking, Facility Assessment & Infrastructure Lifecycle Planning	Capacity Building - AM	\$ 4,457.00
Central Okanagan, RD of	Joe Rich Volunteer Fire Dept - LED Lighting	Community Energy Systems	\$ 3,314.84
Central Okanagan, RD of	Westshore Water Design & Engineering of New Upper Reservoir	Capacity Building - ICSP	\$ 34,786.97
Central Okanagan, RD of	Falcon Ridge Water - Engineering for Additional Reservoir	Drinking Water	\$ 2,836.05
Central Okanagan, RD of	Westshore Estate Community Infrastructure Upgrades	Recreational Infrastructure	\$ 3,494.12
Central Okanagan, RD of	Killiney Beach Water System Improvement Plan - Filtration	Capacity Building - LTIP	\$ 2,912.50
Central Okanagan, RD of	Westshore System Improvements System	Capacity Building - LTIP	\$ 6,722.15
Central Okanagan, RD of	Scotty Creek Community Park - Sport Box Development	Recreational Infrastructure	\$ 10,481.29
Central Okanagan, RD of	Westshore Band Stand/Picnic Shelter	Recreational Infrastructure	\$ 76,813.00
Central Okanagan, RD of	Trepanier Water Treatment - Chemical Injection Pump & Mixer	Drinking Water	\$ 4,114.11
Central Okanagan, RD of	Westshore - Reservoir Construction	Drinking Water	\$ 4,943.12
Central Okanagan, RD of	Joe Rich Water Supply	Drinking Water	\$ 287,002.21
Central Saanich, District of	Peggy Ann-Sluggett Erosion control and Channel Improvements Plan	Wastewater	\$ 45.05
Central Saanich, District of	Lights & Benches - Mount Newton Cross Rd	Roads, Bridges, Active Transportation	\$ 75,000.00
Central Saanich, District of	Storm Water In-Line Filtration	Wastewater	\$ 534.90
Central Saanich, District of	Public Works Yard Fuel Tanks & Environmental Compliance	Brownfield Redevelopment	\$ 20,000.00
Central Saanich, District of	Facilities Long Term Asset Management Plan	Capacity Building - AM	\$ 92,925.00
Central Saanich, District of	Keating Area Analysis	Capacity Building - ICSP	\$ 70,000.00
Chase, Village of	Parks Irrigation System	Recreational Infrastructure	\$ 15,172.17
Chase, Village of	Sewage Treatment Plant Upgrades Phase 2	Wastewater	\$ 98,415.00
Chilliwack, City of	Community Planning	Capacity Building - ICSP	\$ 178,848.43
Chilliwack, City of	Road Rehabilitation and Bike Lane Additions	Roads, Bridges, Active Transportation	\$ 1,482,925.00
Chilliwack, City of	Transit Facilities	Public Transit	\$ 32,052.02
Chilliwack, City of	New Curling Rink	Sport Infrastructure	\$ 75,176.86
City of New Westminster	Reconstruct Moody Park Spray Pool	Recreational Infrastructure	\$ 250,262.12
Clearwater, District of	SCADA System	Drinking Water	\$ 62,722.51
Clearwater, District of	SCADA System - Sewer	Wastewater	\$ 27,007.04
Clinton, Village of	Frontage, Teal & Tingley Street Paving	Roads, Bridges, Active Transportation	\$ 60,000.00
Coldstream, District of	Parks Master Plan	Capacity Building - LTIP	\$ 12,538.89
Coldstream, District of	Coldstream Creek Intercepted Groundwater Management	Wastewater	\$ 116,487.13
Columbia Shuswap RD	Sorrento/Blind Bay Community Sewer Strategy	Capacity Building - LTIP	\$ 21,638.00
Columbia Shuswap RD	Composting in Revelstoke/Golden	Solid Waste	\$ 33,457.00
Columbia Shuswap RD	Parallel Rd Trail Area C	Roads, Bridges, Active Transportation	\$ 12,279.00
Columbia Shuswap RD	Regional Trail Management Strategy	Capacity Building - ICSP	\$ 3,652.00
Columbia Shuswap RD	Area E Parks Playground Equipment	Recreational Infrastructure	\$ 80,283.00
Columbia Shuswap RD	Area C Parks Master Plan	Capacity Building - ICSP	\$ 61,755.00
Columbia Shuswap RD	Falkland Water System - Manganese Filtration	Drinking Water	\$ 262,571.00

2016 Gas Tax Project List
Projects as Reported by Ultimate Recipients Between January 1, 2016 and December 31, 2016

Ultimate Recipient (Local Government)	Project Title	Investment Category	2016 Gas Tax Funds Reported
Columbia Shuswap RD	Improving Broadband Connectivity in Area A	Broadband Connectivity	\$ 20,610.00
Columbia Shuswap RD	Improving Broadband Connectivity in Trout Lake	Broadband Connectivity	\$ 1,706.00
Columbia Shuswap RD	Asset Management Plan Equipment - Phase 2	Capacity Building - AM	\$ 36,750.00
Columbia Shuswap RD	Shuswap Watershed Water Quality Program (SWWQP)	Capacity Building - ICSP	\$ 207.00
Columbia Shuswap RD	Sunnybrae Community Hall Energy Efficient Upgrades	Community Energy Systems	\$ 11,163.00
Columbia Shuswap RD	Area F Firehall Energy Efficient Upgrades	Community Energy Systems	\$ 13,818.00
Columbia Shuswap RD	Nicholson Fire Hall	Community Energy Systems	\$ 12,910.00
Columbia Shuswap RD	Energy Efficient Upgrades - Golden and District Search and Rescue Facility	Community Energy Systems	\$ 8,284.00
Columbia Shuswap RD	Nicholson Fire Hall insulation upgrade	Community Energy Systems	\$ 1,635.00
Columbia Shuswap RD	Silver Creek Seniors Hall - Energy Efficient Upgrades	Community Energy Systems	\$ 15,392.00
Columbia Shuswap RD	Anglemont Fire Hall - Energy Efficient Upgrades	Community Energy Systems	\$ 40,000.00
Columbia Shuswap RD	Roof Replacement - Sorrento Drop In Society	Cultural Infrastructure	\$ 10,548.00
Columbia Shuswap RD	White Lake Community Hall Roof Replacement	Cultural Infrastructure	\$ 16,500.00
Columbia Shuswap RD	Eagle Bay Waterworks - Infrastructure upgrades	Drinking Water	\$ 80,000.00
Columbia Shuswap RD	Parallel Road Trail Area D	Capacity Building - LTIP	\$ 17,505.00
Columbia Shuswap RD	Area A Parks Playground Equipment	Recreational Infrastructure	\$ 76,542.00
Columbia Shuswap RD	Falkland Curling Club - Roof Replacement	Recreational Infrastructure	\$ 27,600.00
Columbia Shuswap RD	Food Waste Diversion - Transfer Station Pilot Program	Solid Waste	\$ 25,000.00
Columbia Shuswap RD	Gardom Lake - Septic Smart Program	Capacity Building - ICSP	\$ 5,000.00
Columbia Shuswap RD	Comprehensive Asset Management Plan	Capacity Building - AM	\$ 20,110.00
Columbia Shuswap RD	White Lake Community Water upgrades - Ph. 2	Drinking Water	\$ 320.00
Columbia Shuswap RD	Visitor Information Kiosks	Tourism Infrastructure	\$ 54,979.00
Columbia Shuswap RD	Lakeview Place to Cedar Heights Water Connection	Drinking Water	\$ 176.00
Columbia Shuswap RD	Falkland & District Museum Energy Efficient Upgrades	Community Energy Systems	\$ 5,000.00
Columbia Shuswap RD	Falkland & District Sunday Morners Hall - Energy Efficient Upgrades	Community Energy Systems	\$ 26,801.00
Columbia Shuswap RD	Electric Vehicle Charging Station - Malakwa	Community Energy Systems	\$ 455.00
Colwood, City of	Special Project: Ocean Boulevard Pump Station Protection	Capacity Building - LTIP	\$ 6,033.50
Colwood, City of	Wayfinding Signage	Tourism Infrastructure	\$ 1,228.81
Colwood, City of	Emergency Program Storage Container	Disaster Mitigation	\$ 6,275.55
Colwood, City of	Havenwood Park fence/railing	Roads, Bridges, Active Transportation	\$ 9,384.62
Colwood, City of	Trail Connecting Painter Rd to Royal Bay School	Roads, Bridges, Active Transportation	\$ 229,671.12
Colwood, City of	Speed Reader Board	Roads, Bridges, Active Transportation	\$ 10,906.00
Colwood, City of	Bus Stops	Public Transit	\$ 4,290.00
Colwood, City of	Sewage Treatment and Resource Recovery	Wastewater	\$ 142,112.42
Colwood, City of	Metchosin Road Improvement	Roads, Bridges, Active Transportation	\$ 23,605.43
Colwood, City of	Official Community Plan/Land Use Bylaw Review	Capacity Building - ICSP	\$ 44,273.96
Colwood, City of	Pedestrian Signal at Metchosin Rd and Wishart Rd intersection	Roads, Bridges, Active Transportation	\$ 29,750.00
Colwood, City of	Safety Upgrade - Lookout Brook Dam	Disaster Mitigation	\$ 1,038.33
Comox Valley RD	Electoral Areas LWMP (South Region)	Capacity Building - LTIP	\$ 534,887.05
Comox Valley RD	Denman Cross Island Greenway and Trail Project	Roads, Bridges, Active Transportation	\$ 4,018.75
Comox Valley RD	Comox Valley Sustainability Strategies (CVSS)-Implementation Phase	Capacity Building - ICSP	\$ 16,102.95
Comox Valley RD	Denman Island Parnell Water Local Service Area Project	Drinking Water	\$ 39,406.39
Comox Valley RD	Comox Valley Regional Water Supply Strategy	Capacity Building - LTIP	\$ 15,346.82
Comox Valley RD	Storm/Rain Water Management Project	Capacity Building - ICSP	\$ 9,084.78
Comox Valley RD	Food Environment Economic Development (FEED) Comox Valley Project	Capacity Building - ICSP	\$ 5,000.00
Comox Valley RD	Hornby Island - Solar Photovoltaic System	Community Energy Systems	\$ 31,669.94
Comox Valley RD	Hornby Island Fire Hall - Energy Efficient Components	Community Energy Systems	\$ 200,000.00
Comox Valley RD	Black Creek/Oyster Bay Water Treatment Project (UV)	Drinking Water	\$ 615.04

2016 Gas Tax Project List
Projects as Reported by Ultimate Recipients Between January 1, 2016 and December 31, 2016

Ultimate Recipient (Local Government)	Project Title	Investment Category	2016 Gas Tax Funds Reported
Comox Valley RD	Kelland Reservoir Replacement	Drinking Water	\$ 323,000.00
Comox Valley RD	Driftwood Marine Park	Roads, Bridges, Active Transportation	\$ 49,382.90
Comox Valley RD	King Coho Wastewater Treatment Asset Management	Capacity Building - AM	\$ 1,551.44
Comox Valley RD	One Spot Trail	Roads, Bridges, Active Transportation	\$ 48,830.43
Comox, Town of	Pedestrian Connections to Waterfront	Roads, Bridges, Active Transportation	\$ 130,000.00
Comox, Town of	Robb Sidewalk Extension	Roads, Bridges, Active Transportation	\$ 300,000.00
Comox, Town of	Lazo Multi-use Pathway	Roads, Bridges, Active Transportation	\$ 50,000.00
Comox, Town of	Brooklyn Creek Habitat Improvement 2016	Wastewater	\$ 30,000.00
Coquitlam, City of	Wifi in City Parks	Broadband Connectivity	\$ 20,536.00
Coquitlam, City of	Lafarge Lake Parking Lot Paving Program	Roads, Bridges, Active Transportation	\$ 7,626.00
Coquitlam, City of	Operations and Safety Improvement Program	Roads, Bridges, Active Transportation	\$ 11,860.00
Coquitlam, City of	Como Lake Playground	Recreational Infrastructure	\$ 194,895.00
Coquitlam, City of	Tanglewood Playground	Recreational Infrastructure	\$ 70,470.50
Coquitlam, City of	Hampton Park Playground Replacement	Recreational Infrastructure	\$ 27,330.00
Coquitlam, City of	Wayfinding Implementation	Tourism Infrastructure	\$ 30,000.00
Coquitlam, City of	Chilko Parking Lot Expansion & Paving	Roads, Bridges, Active Transportation	\$ 30,713.00
Courtenay, City of	Land Inventory and Condition Assessment	Capacity Building - AM	\$ 87,500.00
Courtenay, City of	Operationalizing Asset Management Policy	Capacity Building - AM	\$ 121,483.18
Courtenay, City of	5th St "Complete Street" Pilot Project	Roads, Bridges, Active Transportation	\$ 81,596.00
Cowichan Valley RD	South Sector LWMP Amendment	Capacity Building - LTIP	\$ 11,001.19
Cowichan Valley RD	Shawnigan Lake North Water - Metering and Conservation Program	Drinking Water	\$ 193,830.00
Cowichan Valley RD	Kerry Park Recreation Centre Parking Lot Study	Capacity Building - AM	\$ 16,000.00
Cowichan Valley RD	Cobble Hill Hall - Geothermal Heating System	Community Energy Systems	\$ 75,000.00
Cowichan Valley RD	2014 Cowichan River Floodworks Project	Disaster Mitigation	\$ 584,940.80
Cowichan Valley RD	Cobble Hill Hall Upgrades	Recreational Infrastructure	\$ 15,716.46
Cowichan Valley RD	Shawnigan Lake Community Centre Energy Upgrades	Recreational Infrastructure	\$ 19,803.63
Cowichan Valley RD	Regional Water Management and Governance Study	Capacity Building - ICSP	\$ 11,066.14
Cowichan Valley RD	Kerry Park Recreation Centre Building Envelope Upgrades	Recreational Infrastructure	\$ 175,000.00
Cowichan Valley RD	Cowichan Valley Trail - Shawnigan Lake Connection	Roads, Bridges, Active Transportation	\$ 65,503.00
Cowichan Valley RD	Asset Management Program: Phase 1	Capacity Building - AM	\$ 6,032.52
Cowichan Valley RD	Bings Creek Recycling and Organics Collection Facility Upgrades	Solid Waste	\$ 29,638.00
Cowichan Valley RD	Cowichan Basin Water Management Tool	Capacity Building - ICSP	\$ 11,082.36
Cowichan Valley RD	Integrated Regional Sustainability Plan/Regional Climate Action Plan	Capacity Building - ICSP	\$ 8,586.34
Cowichan Valley RD	Regional Water Management & Governance Study Implementation Phase II	Capacity Building - ICSP	\$ 3,933.86
Cowichan Valley RD	Meade Creek Recycling Centre Upgrades & Ash Landfill Closure Project	Solid Waste	\$ 146,935.00
Cranbrook, City of	LED Streetlight Replacement project	Community Energy Systems	\$ 41,550.63
Cranbrook, City of	WFP Parking Lot Lights	Community Energy Systems	\$ 14,500.00
Cranbrook, City of	2016 Sidewalk Rehabilitation Program	Roads, Bridges, Active Transportation	\$ 81,318.26
Cranbrook, City of	2015 Road Program - Storm Sewer Replacement	Wastewater	\$ 200,822.00
Cranbrook, City of	Local Drainage Upgrades	Wastewater	\$ 45,617.07
Cranbrook, City of	WFP Pool Dehumidification Retrofit	Recreational Infrastructure	\$ 12,710.17
Cranbrook, City of	2016 Road Program - Storm Sewer Replacements	Wastewater	\$ 134,532.62
Cranbrook, City of	Idlewild Park Rehabilitation Project	Recreational Infrastructure	\$ 2,065,384.14
Creston, Town of	Official Community Plan	Capacity Building - ICSP	\$ 114,875.20
Creston, Town of	Road Restoration - 2016	Roads, Bridges, Active Transportation	\$ 388,356.69
Cumberland, Village of	Liquid Waste Management Plan	Capacity Building - LTIP	\$ 201,370.00
Cumberland, Village of	ICSP: Update Rezoning Bylaw to align with OCP	Capacity Building - ICSP	\$ 66,244.59
Cumberland, Village of	Watershed Management Plan	Capacity Building - LTIP	\$ 12,009.90

2016 Gas Tax Project List
Projects as Reported by Ultimate Recipients Between January 1, 2016 and December 31, 2016

Ultimate Recipient (Local Government)	Project Title	Investment Category	2016 Gas Tax Funds Reported
Cumberland, Village of	Cumberland Cultural Centre Improvements	Cultural Infrastructure	\$ 27,969.57
Cumberland, Village of	Comox Lake Road Slope Stabilization Infrastructure Project	Roads, Bridges, Active Transportation	\$ 75,422.73
Cumberland, Village of	Third Street Bus Shelter Installation	Public Transit	\$ 10,013.78
Cumberland, Village of	Bike Lanes Construction -Sutton Road	Roads, Bridges, Active Transportation	\$ 8,977.06
Cumberland, Village of	Dam Safety Review (regulated)	Capacity Building - LTIP	\$ 29,621.50
Dawson Creek, City of	Sidewalk Replacement	Roads, Bridges, Active Transportation	\$ 542,449.14
Delta, District of	10A Avenue Roads Program	Roads, Bridges, Active Transportation	\$ 680,000.00
Duncan, City of	Canada/Trunk Traffic Calming & Intersection Upgrades	Roads, Bridges, Active Transportation	\$ 44,209.86
Duncan, City of	Coronation Avenue Traffic Safety Study	Capacity Building - ICSP	\$ 9,800.00
Duncan, City of	Roads Capital Management Plan	Capacity Building - LTIP	\$ 3,679.37
Duncan, City of	Government Street Crosswalk	Roads, Bridges, Active Transportation	\$ 8,582.93
Duncan, City of	Dike Construction	Disaster Mitigation	\$ 452,000.00
East Kootenay, RD of	Windermere/TimberRidge Water System Connections	Drinking Water	\$ 130,022.00
East Kootenay, RD of	Flexinet Areas E, F, C, B	Broadband Connectivity	\$ 48,090.00
East Kootenay, RD of	Veterans Memorial Park Kimberley	Cultural Infrastructure	\$ 25,000.00
East Kootenay, RD of	Ogilvy Wills Water Connections	Drinking Water	\$ 39,000.00
East Kootenay, RD of	Groundwater Development	Drinking Water	\$ 555,000.00
East Kootenay, RD of	Dutch Creek Water Connections	Drinking Water	\$ 145,050.00
East Kootenay, RD of	North Star Rails to Trails	Recreational Infrastructure	\$ 25,000.00
East Kootenay, RD of	Outdoor Kitchen Upgrade / Wasa	Recreational Infrastructure	\$ 6,113.00
East Kootenay, RD of	Cherry Creek Bench & Table Bases	Recreational Infrastructure	\$ 6,000.00
East Kootenay, RD of	West Fernie Infrastructure Servicing Project - Phase 1	Wastewater	\$ 2,735,322.24
Enderby, City of	Regent Avenue Lift Station Upgrade	Wastewater	\$ 150,000.00
Enderby, City of	Vernon Street Upgrades	Roads, Bridges, Active Transportation	\$ 450,000.00
Enderby, City of	Cliff Avenue Upgrades	Roads, Bridges, Active Transportation	\$ 437,059.00
Esquimalt, Township of	Colville/Hutchinson Intersection Upgrade	Roads, Bridges, Active Transportation	\$ 102,982.47
Esquimalt, Township of	Upgrade Traffic Signals at Old Esquimalt Rd/Lampson St/Head St Intersection	Roads, Bridges, Active Transportation	\$ 56,593.37
Esquimalt, Township of	Construction of New Accessibility Ramps	Roads, Bridges, Active Transportation	\$ 10,073.37
Esquimalt, Township of	New Sidewalk Construction Program	Roads, Bridges, Active Transportation	\$ 1,485.75
Esquimalt, Township of	Sidewalk Improvement Program	Roads, Bridges, Active Transportation	\$ 27,948.05
Esquimalt, Township of	Lampson-Esquimalt Rd. Capital Road Improvements	Roads, Bridges, Active Transportation	\$ 329,881.43
Esquimalt, Township of	Esquimalt @ Lampson Bus Shelter	Public Transit	\$ 9,001.18
Esquimalt, Township of	Manhole Separation Program	Wastewater	\$ 292.88
Esquimalt, Township of	Catch Basin Replacement Program	Wastewater	\$ 65,870.16
Fernie, City of	Art Station - Deck Replacement and Upgrade	Cultural Infrastructure	\$ 112,150.00
Fernie, City of	Max Turyk - Roof Replacement and Upgrade	Recreational Infrastructure	\$ 458,539.00
Fernie, City of	Aquatic Center - Roof Replacement and Upgrade	Recreational Infrastructure	\$ 113,585.00
Fernie, City of	Floodplain Mapping to Project Future Water Flows	Capacity Building - ICSP	\$ 82,454.00
Fort St. James, District of	Ashphalt Patching	Roads, Bridges, Active Transportation	\$ 48,498.00
Fort St. James, District of	Arena Upgrades	Recreational Infrastructure	\$ 36,502.00
Fort St. James, District of	Lift Station Pump	Wastewater	\$ 23,750.00
Fort St. James, District of	SCADA System	Drinking Water	\$ 71,250.00
Fort St. John, City of	Sidewalks and Streetlighting - 107A Ave	Roads, Bridges, Active Transportation	\$ 245,240.78
Fort St. John, City of	Sidewalks and Streetlighting on 96 Ave	Roads, Bridges, Active Transportation	\$ 218,337.94
Fort St. John, City of	Micro-Hydro	Community Energy Systems	\$ 1,100,000.00
Fraser Lake, Village of	Commercial Water Meters	Drinking Water	\$ 7,200.00
Fraser Lake, Village of	Bulk Water Meter	Drinking Water	\$ 17,700.00
Fraser Lake, Village of	LED Lighting Arena	Recreational Infrastructure	\$ 13,407.00

2016 Gas Tax Project List
Projects as Reported by Ultimate Recipients Between January 1, 2016 and December 31, 2016

Ultimate Recipient (Local Government)	Project Title	Investment Category	2016 Gas Tax Funds Reported
Fraser Valley RD	Deroche Watermain Replacement	Drinking Water	\$ 18,886.50
Fraser Valley RD	Sweltzer Creek Watermain Crossing	Drinking Water	\$ 102,026.94
Fraser Valley RD	Deroche Farmer's Market Facility Anchor Installation	Cultural Infrastructure	\$ 1,958.80
Fraser Valley RD	Zoning Bylaw Consolidation Project	Capacity Building - ICSP	\$ 50,500.00
Fraser Valley RD	Dogwood Valley Reservoir	Drinking Water	\$ 8,551.00
Fraser Valley RD	Cultus Lake North Sewer Study	Capacity Building - LTIP	\$ 5,500.00
Fraser Valley RD	Hatzic Prairie Groundwater Monitoring Study	Capacity Building - LTIP	\$ 6,143.46
Fraser-Fort George, RD of	Buckhorn Fire Hall Energy Efficient Upgrades	Community Energy Systems	\$ 5,713.98
Fraser-Fort George, RD of	Bear Lake Water System Upgrades	Drinking Water	\$ 50,337.98
Fraser-Fort George, RD of	Canoe Valley Recreation Center Universal Access Doors	Recreational Infrastructure	\$ 23,000.00
Fraser-Fort George, RD of	Shel-Glen Fire Hall Energy Efficient Upgrades	Community Energy Systems	\$ 3,038.01
Fruitvale, Village of	Sewage Treatment Plant Upgrades	Wastewater	\$ 91,500.00
Fruitvale, Village of	Sewer Treatment Plant Electrical Panel Replacement	Wastewater	\$ 137,000.00
Fruitvale, Village of	Fruitvale Phase 2 Sewage Treatment Plant Upgrades	Wastewater	\$ 336,085.35
Fruitvale, Village of	Assett Mgmt. Investment Plan & Framework for Capital Infrastructure Planning	Capacity Building - AM	\$ 40,875.24
Gibsons, Town of	Aquifer Protection - Monitoring & Communication	Capacity Building - LTIP	\$ 20,519.00
Gibsons, Town of	Cross Connection Control Device Testing	Drinking Water	\$ 10,950.00
Gibsons, Town of	Well Inspections and Pump Upgrades	Drinking Water	\$ 185,705.00
Gibsons, Town of	Water System Blowoff Rehabilitation	Drinking Water	\$ 10,667.00
Gold River, Village of	Commercial Water Meter Replacement Program	Drinking Water	\$ 13,239.98
Golden, Town of	Road Rehabilitation	Roads, Bridges, Active Transportation	\$ 125,000.00
Golden, Town of	Annual Sidewalk Renewal	Roads, Bridges, Active Transportation	\$ 84,664.61
Grand Forks, City of	Universal Water Metering	Drinking Water	\$ 370,804.49
Grand Forks, City of	5th Street Water Main Replacement	Drinking Water	\$ 362,572.03
Grand Forks, City of	Performance Measurement & Reporting Framework for Sustainable Service Delivery	Capacity Building - AM	\$ 96,816.24
Granisle, Village of	Granisle Bioenergy District Heating System	Community Energy Systems	\$ 299,781.66
Granisle, Village of	Internet Service Upgrade	Broadband Connectivity	\$ 4,606.00
Granisle, Village of	Water Line Replacement	Drinking Water	\$ 34,953.00
Granisle, Village of	Arena Kitchen Renovation	Recreational Infrastructure	\$ 40,648.00
Granisle, Village of	Marina Upgrades	Recreational Infrastructure	\$ 33,364.00
Granisle, Village of	Curling Rink Power Upgrade	Recreational Infrastructure	\$ 45,710.00
Granisle, Village of	Tourist Information Centre Upgrade	Tourism Infrastructure	\$ 33,098.00
Harrison Hot Springs, Village of	Esplanade 2 Road Upgrades	Roads, Bridges, Active Transportation	\$ 252,000.00
Harrison Hot Springs, Village of	Kent/Harrison Trail	Roads, Bridges, Active Transportation	\$ 25,000.00
Harrison Hot Springs, Village of	Harrison Lake Float Plane Dock	Tourism Infrastructure	\$ 41,250.00
Highlands, District of	Community Hall Energy Systems	Community Energy Systems	\$ 310,000.00
Houston, District of	District of Houston Water Treatment Facility	Wastewater	\$ 76,691.78
Hudson's Hope, District of	Solar Electric Panel Farm Array	Community Energy Systems	\$ 29,156.22
Invermere, District of	Columbia Valley Community Facility	Cultural Infrastructure	\$ 1,700,000.00
Kamloops, City of	Universal Water Meters	Drinking Water	\$ 131,559.00
Kamloops, City of	Active Transportation Infrastructure	Roads, Bridges, Active Transportation	\$ 602,163.00
Kamloops, City of	Todd Road Pedestrian Upgrade	Roads, Bridges, Active Transportation	\$ 1,073.00
Kamloops, City of	Active Transportation Infrastructure	Roads, Bridges, Active Transportation	\$ 13,906.00
Kamloops, City of	Transportation Safety Program	Roads, Bridges, Active Transportation	\$ 16,556.00
Kamloops, City of	Westsyde Community Center Pool	Recreational Infrastructure	\$ 1,451,940.00
Kamloops, City of	Trophy Court Gully rehabilitation	Disaster Mitigation	\$ 156,526.00
Kamloops, City of	Collector Road Sidewalk Construction	Roads, Bridges, Active Transportation	\$ 144,996.00

2016 Gas Tax Project List
Projects as Reported by Ultimate Recipients Between January 1, 2016 and December 31, 2016

Ultimate Recipient (Local Government)	Project Title	Investment Category	2016 Gas Tax Funds Reported
Kamloops, City of	Traffic Signal - 11th & Columbia	Roads, Bridges, Active Transportation	\$ 1,768.00
Kamloops, City of	McDonald pool and wading center upgrade	Recreational Infrastructure	\$ 593,883.00
Kamloops, City of	Spinghill drainage upgrades	Wastewater	\$ 273,130.00
Kamloops, City of	Strathcona drainage upgrades	Wastewater	\$ 10,976.00
Kaslo, Village of	Recycling Bins for Residents	Solid Waste	\$ 300.00
Kaslo, Village of	Kaslo City Hall National Historic Site Renovation	Cultural Infrastructure	\$ 5,025.00
Kelowna, City of	Dilworth Multi Use Corridor	Roads, Bridges, Active Transportation	\$ 5,619.56
Kelowna, City of	Asset Management Plan	Capacity Building - AM	\$ 13,850.00
Kelowna, City of	Gordon Drive Frequent Transit Service	Public Transit	\$ 11,378.60
Kelowna, City of	John Hindle Drive (2,3,4)	Roads, Bridges, Active Transportation	\$ 261,532.13
Kelowna, City of	Ethel 2 DCC (Bernard-Cawston), ATC	Roads, Bridges, Active Transportation	\$ 1,683,225.00
Kelowna, City of	Alternate Hwy 97 Multi-use Pathway Access to UBC Campus	Roads, Bridges, Active Transportation	\$ 694,151.51
Kelowna, City of	Bicycle Network Construction	Roads, Bridges, Active Transportation	\$ 100,140.00
Kelowna, City of	Sidewalk Network	Roads, Bridges, Active Transportation	\$ 236,624.44
Kelowna, City of	Roads Resurfacing	Roads, Bridges, Active Transportation	\$ 2,380,000.00
Kelowna, City of	Transportation Infrastructure Renewal	Roads, Bridges, Active Transportation	\$ 130,000.00
Kelowna, City of	Transit - New Equipment	Public Transit	\$ 7,240.00
Keremeos, Village of	Subdivision Bylaw Re-write	Capacity Building - LTIP	\$ 21,094.20
Keremeos, Village of	Liquid Waste Management Plan - Phase 2	Capacity Building - LTIP	\$ 21,216.20
Keremeos, Village of	Sidewalk Rehab & Parking 6th Ave (bet. 7th/6th str)	Roads, Bridges, Active Transportation	\$ 194,061.33
Keremeos, Village of	Sidwalk & Intersection Repair, 7th Ave	Roads, Bridges, Active Transportation	\$ 13,449.70
Kimberley, City of	Civic Centre Lighting Retrofit	Recreational Infrastructure	\$ 30,000.00
Kimberley, City of	Mark Creek Head Tank CL2 Cell Replacement	Drinking Water	\$ 67,905.81
Kimberley, City of	Gerry Sorensen Way Reconstruction	Roads, Bridges, Active Transportation	\$ 4,269,918.36
Kitimat-Stikine, RD of	Thornhill Core Sewer	Wastewater	\$ 849,043.00
Kitimat-Stikine, RD of	Sawmill Lake Park	Recreational Infrastructure	\$ 12,165.00
Kitimat-Stikine, RD of	Dease Lake Recreation Centre - Community Room Expansion	Recreational Infrastructure	\$ 87,500.00
Kitimat-Stikine, RD of	Dutch Valley Upstream Bank Stabilization and Eroision Protection	Disaster Mitigation	\$ 21,566.00
Kitimat-Stikine, RD of	South Hazelton Water System - Weir Project	Drinking Water	\$ 100,000.00
Kitimat-Stikine, RD of	Iskut-Chief Louie Arena	Recreational Infrastructure	\$ 50,000.00
Kitimat-Stikine, RD of	Whiskey Jacks Archery Facility	Recreational Infrastructure	\$ 2,972.00
Kitimat-Stikine, RD of	Upper Skeena Recreation Centre Design	Recreational Infrastructure	\$ 359,147.00
Kitimat-Stikine, RD of	Two Mile Water/Sewer Master Plan	Capacity Building - LTIP	\$ 11,419.66
Kitimat, District of	Kuldo Lift Station Genset	Wastewater	\$ 75,848.32
Kootenay Boundary, RD of	Kettle River Watershed Study	Capacity Building - ICSP	\$ 1,924.75
Kootenay Boundary, RD of	Electric Vehicle Charging Stations - Kettle River Museum	Community Energy Systems	\$ 570.39
Kootenay Boundary, RD of	Rock Creek Community Medical Society Building Upgrades	Cultural Infrastructure	\$ 22,675.68
Kootenay Boundary, RD of	Genelle Imp. District - Water Reservoir	Drinking Water	\$ 31,250.00
Kootenay Boundary, RD of	Outdoor Classroom/Shelter	Recreational Infrastructure	\$ 9,220.00
Kootenay Boundary, RD of	Ski Trail Upgrade	Recreational Infrastructure	\$ 2,500.00
Kootenay Boundary, RD of	Hall Kitchen Make-Up Air System	Recreational Infrastructure	\$ 4,250.00
Kootenay Boundary, RD of	Christina Lake Pickleball Court and Bike Bump-Pump Park	Recreational Infrastructure	\$ 11,285.97
Kootenay Boundary, RD of	Christina Lake Community Association - Air Make-Up System	Recreational Infrastructure	\$ 6,263.75
Kootenay Boundary, RD of	Grand Forks BMX Track Upgrade	Recreational Infrastructure	\$ 5,000.00
Kootenay Boundary, RD of	Coal Shute Road to Eagle Ridge Road Trail Upgrade	Recreational Infrastructure	\$ 24,648.45
Kootenay Boundary, RD of	Grand Forks Aquatic Centre Overhead Lights Replacement	Recreational Infrastructure	\$ 10,565.83
Kootenay Boundary, RD of	Grand Forks Aquatic Centre Underwater Lights Replacement	Recreational Infrastructure	\$ 11,508.76
Kootenay Boundary, RD of	Kettle Valley Golf Club Pump House Upgrade	Recreational Infrastructure	\$ 10,123.48

2016 Gas Tax Project List
Projects as Reported by Ultimate Recipients Between January 1, 2016 and December 31, 2016

Ultimate Recipient (Local Government)	Project Title	Investment Category	2016 Gas Tax Funds Reported
Kootenay Boundary, RD of	Kettle Wildlife Association Infrastructure Upgrades	Recreational Infrastructure	\$ 28,461.72
Kootenay Boundary, RD of	Rivervale Park Shed Construction	Recreational Infrastructure	\$ 8,632.00
Kootenay Boundary, RD of	Christina Lake Solar Aquatic Plant Racks	Wastewater	\$ 7,384.83
Kootenay Boundary, RD of	Kettle River Watershed Study	Capacity Building - ICSP	\$ 8,872.27
Kootenay Boundary, RD of	Phoenix Cross Country Ski Society - Snow Cat/Groomer	Recreational Infrastructure	\$ 24,964.80
Kootenay Boundary, RD of	Christina Lake Boat Launch and Campground Parking Lot Upgrade	Recreational Infrastructure	\$ 22,500.00
Ladysmith, Town of	Energy & Facility Assessments	Capacity Building - AM	\$ 10,000.00
Ladysmith, Town of	Parks, Recreation & Culture Master Plan	Capacity Building - ICSP	\$ 36,437.85
Ladysmith, Town of	Installation of Sidewalk at 1st Ave Roundabout	Roads, Bridges, Active Transportation	\$ 25,000.00
Ladysmith, Town of	Transfer Beach Rotary Playground	Recreational Infrastructure	\$ 6,945.89
Ladysmith, Town of	Aggie Amenity Improvements	Recreational Infrastructure	\$ 34,000.00
Ladysmith, Town of	Downtown Garbage Bins	Solid Waste	\$ 15,000.00
Ladysmith, Town of	Town of Ladysmith/Stz'uminus First Nation: Cooperation Protocol Implementation	Capacity Building - ICSP	\$ 22,433.48
Ladysmith, Town of	Davis Road Dog Park	Recreational Infrastructure	\$ 7,000.00
Ladysmith, Town of	Waterfront Area Plan	Capacity Building - ICSP	\$ 10,849.66
Lake Country, District of	Greenhow Road Active Transportation Improvement	Roads, Bridges, Active Transportation	\$ 104,800.00
Lake Country, District of	Bottom Wood Lake Rd Improvement - Berry to Lodge	Roads, Bridges, Active Transportation	\$ 595,200.00
Lake Cowichan, Town of	Upgrade of the Lake Cowichan Waste Water Treatment Plant - Phase 1	Wastewater	\$ 202,680.00
Lake Cowichan, Town of	Integrated Urban Drainage Management Plan	Capacity Building - ICSP	\$ 4,680.68
Langford, City of	Bike/Trail Network	Roads, Bridges, Active Transportation	\$ 39,853.00
Langford, City of	LED Streetlight Upgrades - Amy Rd./WestshoreParkway and Millstream Rd	Community Energy Systems	\$ 55,205.00
Langford, City of	Asset Management Plan	Capacity Building - AM	\$ 100,000.00
Langford, City of	City Hall LED Lights	Community Energy Systems	\$ 163,922.00
Langford, City of	YMCA Library	Cultural Infrastructure	\$ 701,900.00
Langford, City of	Bike Lane/McCallum Rd	Roads, Bridges, Active Transportation	\$ 265,414.00
Langford, City of	Dunford Ave. Sidewalk Construction	Roads, Bridges, Active Transportation	\$ 146,969.00
Langford, City of	Sidewalk Infill	Roads, Bridges, Active Transportation	\$ 204,468.00
Langford, City of	Transit Shelters	Public Transit	\$ 69,099.00
Langley, City of	2016 Road Rehabilitation Program	Roads, Bridges, Active Transportation	\$ 127,680.00
Langley, Township of	208 St and 40 Ave - Intersection Improvement	Roads, Bridges, Active Transportation	\$ 17,419.46
Langley, Township of	56 Ave and 248 St - Intersection Improvement	Roads, Bridges, Active Transportation	\$ 9,288.84
Lillooet, District of	Water Rate Review Study	Capacity Building - LTIP	\$ 37,124.10
Lillooet, District of	Valve and Irrigation Upgrade - Mile 0 Cairn	Drinking Water	\$ 2,845.51
Lillooet, District of	Water Source Replacement Phase 2	Wastewater	\$ 1,502,867.05
Lillooet, District of	Town Creek Storm Drainage Project Ph. 1 & Integrated Stormwater Mgmt. Plan Update	Wastewater	\$ 36,204.30
Logan Lake, District of	Water Distribution System Improvements Design	Drinking Water	\$ 19,232.58
Logan Lake, District of	Flow Meter and Vault Supply	Drinking Water	\$ 53,001.19
Lumby, Village of	Lumby's Sustainable Water Plan - Stage 1 Revitalization Works	Drinking Water	\$ 406,720.61
Lumby, Village of	Lumby Community Park Enhancements	Recreational Infrastructure	\$ 40,038.97
Lumby, Village of	Sewer Lagoon Cell and Other Lagoon Enhancements	Wastewater	\$ 51,983.07
Lumby, Village of	Lumby Way-Finding (Sign Strategy) Implementation	Tourism Infrastructure	\$ 25,835.22
Lytton, Village of	Water Master Plan	Capacity Building - LTIP	\$ 9,419.60
Lytton, Village of	Sand Filtration Project	Drinking Water	\$ 102,193.76
MacKenzie, District of	District of Mackenzie Long-term Infrastructure & Asset Management Plan	Capacity Building - AM	\$ 20,052.94
Maple Ridge, City of	128 Avenue Road and Drainage Improvements	Roads, Bridges, Active Transportation	\$ 280,464.78
Merritt, City of	Nicola Avenue Medians and Voght Street Turn Lanes	Roads, Bridges, Active Transportation	\$ 388,943.00
Merritt, City of	Nicola Water Shed - Management Tool	Capacity Building - ICSP	\$ 25,000.00
Merritt, City of	HVAC Replacement Civic Centre	Community Energy Systems	\$ 26,381.40

2016 Gas Tax Project List
Projects as Reported by Ultimate Recipients Between January 1, 2016 and December 31, 2016

Ultimate Recipient (Local Government)	Project Title	Investment Category	2016 Gas Tax Funds Reported
Midway, Village of	Retrofit Local Government Buildings with new High Efficiency Lighting	Community Energy Systems	\$ 700.00
Mission, District of	Pavement Management Program	Roads, Bridges, Active Transportation	\$ 1,638,685.13
Mission, District of	Asset Management Plan	Capacity Building - AM	\$ 11,736.00
Mission, District of	Artificial Turf Field	Recreational Infrastructure	\$ 2,420,677.79
Mission, District of	Asset Management System	Capacity Building - AM	\$ 7,265.97
Mission, District of	Skateboard Park Replacement	Sport Infrastructure	\$ 120,000.00
Mount Waddington RD	Sointula Lift Station Installation 2015-07	Wastewater	\$ 15,979.76
Mount Waddington RD	High Resolution Unmanned Aerial Imagery 2015-03	Capacity Building - LTIP	\$ 20,422.75
Mount Waddington RD	HC Firehall Energy Upgrades 2014-04	Community Energy Systems	\$ 1,937.18
Mount Waddington RD	Woss Water Monitoring Project 2015-04	Drinking Water	\$ 793.68
Mount Waddington RD	Malcolm Island Green Bike Program Expansion	Tourism Infrastructure	\$ 1,317.24
Mount Waddington RD	Coal Harbour & Sointula Lift Station Upgrades 2015-06	Wastewater	\$ 156,688.40
Mount Waddington RD	Quatsino Transfer Station	Solid Waste	\$ 780.00
Nakusp, Village of	Water Well	Drinking Water	\$ 250,151.62
Nakusp, Village of	Hot Springs & Chalet Roof Replacement	Recreational Infrastructure	\$ 46,222.02
Nanaimo RD	Gabriola Village Trail Plan	Capacity Building - ICSP	\$ 17,745.00
Nanaimo RD	Meadowood Community Recreation Centre	Recreational Infrastructure	\$ 10,762.44
Nanaimo RD	Nanoose Bay Water Quality/Quantity Monitoring Program	Capacity Building - LTIP	\$ 67,585.11
Nanaimo RD	Whiskey Creek Well Development	Drinking Water	\$ 4,534.00
Nanaimo RD	Westurne Heights Water System	Drinking Water	\$ 32,676.04
Nanaimo RD	Alternative to BC Building code for Green Buildings/ Best Practices	Capacity Building - LTIP	\$ 5,848.31
Nanaimo RD	Gabriola Commons Solar Array	Community Energy Systems	\$ 5,556.56
Nanaimo RD	Cranberry Community Hall Capital Upgrades	Community Energy Systems	\$ 146,000.00
Nanaimo RD	Cranswick Road Trail	Recreational Infrastructure	\$ 13,109.74
Nanaimo RD	Claudet Community Park Trail	Recreational Infrastructure	\$ 19,096.69
Nanaimo RD	Gabriola Seniors Citizens Association Rollo Centre Upgrades	Recreational Infrastructure	\$ 15,000.00
Nanaimo RD	Cedar Community Hall upgrades	Recreational Infrastructure	\$ 21,181.83
Nanaimo RD	Lighthouse Community Centre Upgrades	Recreational Infrastructure	\$ 85,000.00
Nanaimo RD	Gabriola Island Museum Wheelchair Walkway	Cultural Infrastructure	\$ 5,000.00
Nanaimo RD	Gabriola Senior Citizens Centre - Wheelchair ramp	Recreational Infrastructure	\$ 4,959.00
Nanaimo RD	Community Signage Program	Tourism Infrastructure	\$ 14,662.54
Nanaimo RD	Blueback Community Park	Recreational Infrastructure	\$ 50,000.00
Nanaimo RD	Nanoose Bay Interface Fire Area Water Storage	Disaster Mitigation	\$ 23,738.40
Nanaimo RD	Oakleaf Community Park	Recreational Infrastructure	\$ 22,142.54
Nanaimo RD	Nanoose Bay Water System Pump Station	Drinking Water	\$ 318.75
Nanaimo RD	Regional Trail System - RDN Rail Trail	Recreational Infrastructure	\$ 254,066.66
Nanaimo RD	Rural Village Centre Sewer Servicing Projects	Capacity Building - LTIP	\$ 13,140.00
Nanaimo RD	Nanoose Place Capital Upgrades - CA1	Recreational Infrastructure	\$ 16,009.38
Nanaimo RD	Nanoose Place capital upgrades - CA 2	Recreational Infrastructure	\$ 53,545.47
Nanaimo RD	Bowser Legion Capital Upgrades	Recreational Infrastructure	\$ 50,000.00
Nanaimo RD	Official Community Plan - Electoral Area H	Capacity Building - ICSP	\$ 54,991.56
Nanaimo RD	Regional Trail System - RDN Rail Trail	Roads, Bridges, Active Transportation	\$ 486,430.52
Nanaimo RD	Rural Village Centre Sewer Servicing Projects	Wastewater	\$ 197,356.57
Nanaimo RD	Greater Nanaimo Pollution Control Centre Marine Outfall Replacement	Wastewater	\$ 6,000,000.00
Nanaimo, City of	City of Nanaimo Water Treatment Plant	Wastewater	\$ 150,000.00
Nelson, City of	Silica Street Bridge Design and Installation	Roads, Bridges, Active Transportation	\$ 130,927.07
New Hazelton, District of	Upper Skeena Recreation Centre Design Development Plans	Recreational Infrastructure	\$ 121,545.00
North Coast RD	Area A & C OCP	Capacity Building - LTIP	\$ 80,000.00

2016 Gas Tax Project List
Projects as Reported by Ultimate Recipients Between January 1, 2016 and December 31, 2016

Ultimate Recipient (Local Government)	Project Title	Investment Category	2016 Gas Tax Funds Reported
North Cowichan, District of	Crofton Town Center Revitalization	Roads, Bridges, Active Transportation	\$ 1,117,712.71
North Cowichan, District of	Queen St Water line replacement	Drinking Water	\$ 50,000.00
North Okanagan, RD of	Eco-Depot	Solid Waste	\$ 22,787.40
North Okanagan, RD of	Pottery Road Recycling and Disposal Facility Cap	Solid Waste	\$ 128,533.03
North Okanagan, RD of	Multi-use Path Okanagan College to Crystal Waters Road	Roads, Bridges, Active Transportation	\$ 73,096.66
North Okanagan, RD of	Swan Lake Water Quality Assessment Y.2	Capacity Building - LTIP	\$ 36,893.85
North Okanagan, RD of	Welker Road Trail	Roads, Bridges, Active Transportation	\$ 4,059.40
North Okanagan, RD of	Shuswap River Watershed Sustainability Plan	Capacity Building - ICSP	\$ 9,982.59
North Okanagan, RD of	Electoral Area "F" Official Community Plan Review	Capacity Building - ICSP	\$ 27,309.41
North Okanagan, RD of	Cosens Bay Water Quality Managemet Plan year 2	Capacity Building - ICSP	\$ 2,703.75
North Okanagan, RD of	Wilsey Dam Fish Ladder Plan	Capacity Building - ICSP	\$ 3,000.00
North Okanagan, RD of	Cherryville Water Quality MP	Capacity Building - LTIP	\$ 3,804.00
North Okanagan, RD of	Swan Lake Water Quality Assessment	Capacity Building - LTIP	\$ 1,000.00
North Okanagan, RD of	Cherry Creek Watershed Study	Capacity Building - LTIP	\$ 10,700.00
North Okanagan, RD of	North Okanagan Wastewater Recovery Study	Capacity Building - LTIP	\$ 14,336.00
North Okanagan, RD of	Mabel Lake Hall Lighting Upgrades	Community Energy Systems	\$ 3,360.40
North Okanagan, RD of	Pat Duke Arena Energy Efficiency Upgrades	Community Energy Systems	\$ 6,333.53
North Okanagan, RD of	Lumby Outdoor Boiler	Community Energy Systems	\$ 29,729.00
North Okanagan, RD of	Lumby Curling Club Energy Efficiency Upgrades	Community Energy Systems	\$ 5,613.59
North Okanagan, RD of	BX/Swan Lake Heritage Murals	Cultural Infrastructure	\$ 4,713.36
North Okanagan, RD of	Lumby Oval Park Community Stage Design	Cultural Infrastructure	\$ 3,872.61
North Okanagan, RD of	Mid Shuswap and Bessette WQM	Capacity Building - LTIP	\$ 3,225.25
North Okanagan, RD of	Whitevale Water Pump Station Upgrade	Drinking Water	\$ 83,000.00
North Okanagan, RD of	Charles Bloom Forestry Trail	Recreational Infrastructure	\$ 10,000.00
North Okanagan, RD of	Hanson Park Upgrades	Recreational Infrastructure	\$ 1,413.60
North Okanagan, RD of	Hanson Park Playground Equipment	Recreational Infrastructure	\$ 6,200.00
North Okanagan, RD of	White Valley Recreation Facilities Capital	Recreational Infrastructure	\$ 3,906.00
North Saanich, District of	Phase 2 West Saanich Road Bike Lanes	Roads, Bridges, Active Transportation	\$ 33,898.68
North Vancouver, City of	Paving Management: Streets and Lanes	Roads, Bridges, Active Transportation	\$ 196,966.82
North Vancouver, District of	North Vancouver Community Energy	Community Energy Systems	\$ 600,680.00
North Vancouver, District of	Capilano Road Rehabilitation	Roads, Bridges, Active Transportation	\$ 300,000.00
Northern Rockies RM	Pedestrian Connectivity	Roads, Bridges, Active Transportation	\$ 287,805.88
Oak Bay, District of	Bowker Creek Restoration at Oak Bay High School	Wastewater	\$ 19,634.28
Okanagan Basin Water Board	Environmental Flow Needs for Okanagan Water Planning	Capacity Building - ICSP	\$ 111,376.00
Okanagan-Similkameen, RD of	Administrative Building Rehabilitation	Community Energy Systems	\$ 174,324.99
Okanagan-Similkameen, RD of	Similkameen Watershed Water Quantity/Quality Sustainability Plan	Capacity Building - ICSP	\$ 132,615.70
Okanagan-Similkameen, RD of	Gallagher Lake Water & Sewer Infrastructure Project	Drinking Water	\$ 1,800.00
Okanagan-Similkameen, RD of	Olalla Water System Upgrades	Drinking Water	\$ 324,900.02
Okanagan-Similkameen, RD of	Fairview Heights Irrigation District - Well Installation	Drinking Water	\$ 8,467.89
Okanagan-Similkameen, RD of	Lakehill Pathway	Roads, Bridges, Active Transportation	\$ 1,138.78
Okanagan-Similkameen, RD of	Naramata Creek Trail Bridge Replacement	Roads, Bridges, Active Transportation	\$ 25,000.00
Okanagan-Similkameen, RD of	West Bench Pedestrian Corridor Lighting and Signage	Roads, Bridges, Active Transportation	\$ 61,065.33
Okanagan-Similkameen, RD of	Selby Park Washroom	Recreational Infrastructure	\$ 50,000.00
Okanagan-Similkameen, RD of	Tulameen Zamboni Shed & Water Upgrade	Recreational Infrastructure	\$ 52,513.08
Okanagan-Similkameen, RD of	Princeton Recreation Facilities Electrical Upgrades	Recreational Infrastructure	\$ 100,000.00
Okanagan-Similkameen, RD of	Osoyoos Lake Regional Park Washroom Project	Recreational Infrastructure	\$ 2,700.00
Okanagan-Similkameen, RD of	Sasquatch Pond Park Project	Recreational Infrastructure	\$ 25,670.90
Okanagan-Similkameen, RD of	Nickel Plate Dam Safety Upgrades	Disaster Mitigation	\$ 41,250.00

2016 Gas Tax Project List
Projects as Reported by Ultimate Recipients Between January 1, 2016 and December 31, 2016

Ultimate Recipient (Local Government)	Project Title	Investment Category	2016 Gas Tax Funds Reported
Okanagan-Similkameen, RD of	KVR Trail Phase 2 Resurfacing	Roads, Bridges, Active Transportation	\$ 174,087.45
Oliver, Town of	Electric Charging Station	Community Energy Systems	\$ 4,910.61
Oliver, Town of	Fairway Road Upgrade - Road Construction	Roads, Bridges, Active Transportation	\$ 392,821.90
Oliver, Town of	Spartan Sidewalk and Curb Extension	Roads, Bridges, Active Transportation	\$ 74,803.13
Oliver, Town of	Airport Taxiway Extension	Regional and Local Airports	\$ 165,311.32
Oliver, Town of	Mud Lake Irrigation Controls & Electrical Improvements - SCADA	Wastewater	\$ 34,172.10
Oliver, Town of	Fairview Irrigation Controls & Electrical Improvements - SCADA	Wastewater	\$ 22,822.11
Oliver, Town of	Reservoir Supply Main Repurposing	Drinking Water	\$ 35,238.22
Oliver, Town of	Sewer Condition Assessment	Capacity Building - AM	\$ 28,169.66
Oliver, Town of	Treatment Plant & Main Influent Upgrades	Wastewater	\$ 13,189.42
Oliver, Town of	Downtown Street Lights Retrofits	Community Energy Systems	\$ 57,180.33
Oliver, Town of	Fairview Road Upgrade - Water Distribution	Drinking Water	\$ 25,164.29
Oliver, Town of	Alley Replacement - School Avenue and Kootenay Street	Roads, Bridges, Active Transportation	\$ 114,796.00
Oliver, Town of	East Riverside Walkway	Roads, Bridges, Active Transportation	\$ 45,920.33
Osoyoos, Town of	Transit Bus	Public Transit	\$ 8,700.00
Osoyoos, Town of	74th Avenue Road Reconstruction	Roads, Bridges, Active Transportation	\$ 552,182.87
Osoyoos, Town of	Osoyoos Energy Efficiency Upgrades - Fire Hall	Community Energy Systems	\$ 407,142.00
Parksville, City of	Jensent Greenway - Bike path and walkway	Roads, Bridges, Active Transportation	\$ 5,977.00
Parksville, City of	PCTC Electric Vehicle Charging Station	Community Energy Systems	\$ 17,086.00
Parksville, City of	Forsythe Ave: Road widening, bike lanes and pedestrian walkway	Roads, Bridges, Active Transportation	\$ 14,400.00
Parksville, City of	Banks Ave Sidewalk Construction	Roads, Bridges, Active Transportation	\$ 26,000.00
Parksville, City of	Temple St Sidewalks - Phase 2	Roads, Bridges, Active Transportation	\$ 140,000.00
Parksville, City of	Temple Street Bike Lane-Phase 2	Roads, Bridges, Active Transportation	\$ 110,000.00
Peace River RD	Little Prairie Heritage Society: Museum Lighting	Community Energy Systems	\$ 1,032.36
Peace River RD	Charlie Lake Domestic Sewage Receiving Facility	Wastewater	\$ 112,714.69
Peace River RD	Kelly Lake Community Centre Efficiency Upgrade	Community Energy Systems	\$ 7,337.40
Peace River RD	Charlie Lake Sewer Lagoon Upgrade	Wastewater	\$ 33,422.19
Peachland, District of	Update Recreation Master Plan	Capacity Building - ICSP	\$ 2,000.00
Peachland, District of	Official Community Plan Update	Capacity Building - ICSP	\$ 94,867.94
Peachland, District of	Downtown Parking Management Strategy	Capacity Building - ICSP	\$ 34,874.00
Peachland, District of	Zoning/Secondary Suites Update	Capacity Building - ICSP	\$ 29,306.00
Peachland, District of	Renfrew Road Remediation	Roads, Bridges, Active Transportation	\$ 23,721.12
Peachland, District of	Priority 1 Asset Management Projects: Coldham and Greata PRV Replacements	Capacity Building - AM	\$ 474,437.78
Pemberton, Village of	Pressure Reducing Valve - New Reservoir	Drinking Water	\$ 90,592.66
Pemberton, Village of	Pemberton Regional Airport Rehabilitation	Regional and Local Airports	\$ 15,000.00
Penticton, City of	SS Sicamous - Rock Groyne Pier	Recreational Infrastructure	\$ 9,017.00
Penticton, City of	Intersection and Road Marking Improvements	Roads, Bridges, Active Transportation	\$ 21,578.00
Penticton, City of	Downtown Revitalization of 100 & 200 Block Street Scapes	Roads, Bridges, Active Transportation	\$ 2,496,763.82
Penticton, City of	Soccer Facility - mechanical heating system, roof & envelope repairs	Community Energy Systems	\$ 290,282.73
Penticton, City of	2016/17 Traffic Calming Program	Roads, Bridges, Active Transportation	\$ 123,826.57
Penticton, City of	City Yards Mechanical Repair to Heating System	Community Energy Systems	\$ 35,500.00
Penticton, City of	Pavement Management 2016	Roads, Bridges, Active Transportation	\$ 411,976.38
Penticton, City of	Pineview Road Sidewalk construction	Roads, Bridges, Active Transportation	\$ 146,822.89
Penticton, City of	Curling Rink - renovations	Recreational Infrastructure	\$ 85,000.00
Penticton, City of	Storm Drainage Projects	Wastewater	\$ 73,000.00
Port Alberni, City of	Argyle St Kingsway to 1st	Roads, Bridges, Active Transportation	\$ 116,114.86
Port Alberni, City of	Multiplex Energy Audit Upgrades	Capacity Building - AM	\$ 15,000.00
Port Alberni, City of	Victoria Quay Vehicle Bridge Rehabilitation	Roads, Bridges, Active Transportation	\$ 61,554.71

2016 Gas Tax Project List
Projects as Reported by Ultimate Recipients Between January 1, 2016 and December 31, 2016

Ultimate Recipient (Local Government)	Project Title	Investment Category	2016 Gas Tax Funds Reported
Port Alberni, City of	Gertrude Vehicle Bridge	Roads, Bridges, Active Transportation	\$ 221,555.31
Port Alberni, City of	Scott Kenny Trail Capping	Recreational Infrastructure	\$ 11,251.44
Port Alberni, City of	Storm sewer replacement and upgrade	Wastewater	\$ 5,387.28
Port Alberni, City of	Coal Creek Outfall Phase 1	Wastewater	\$ 64,585.73
Port Alberni, City of	Bike Lane Improvements	Roads, Bridges, Active Transportation	\$ 10,905.82
Port Alberni, City of	Canal Waterfront Park Improvements	Recreational Infrastructure	\$ 11,392.35
Port Alberni, City of	Storm sewer replacement and upgrade	Wastewater	\$ 35,000.00
Port Alberni, City of	Argyle Pier Harbour Quay	Tourism Infrastructure	\$ 9,302.80
Port Alberni, City of	Lower Dry Creek Trail Bridge	Recreational Infrastructure	\$ 35,317.91
Port Alberni, City of	Wastewater Lagoon Decommissioning & Restoration to Natural Wetland Habitat	Wastewater	\$ 58,183.06
Port Alberni, City of	Wastewater Treatment Systems Improvements	Wastewater	\$ 2,318,937.49
Port Alice, Village of	Camp 6 Culvert Replacement	Roads, Bridges, Active Transportation	\$ 48,275.00
Port Clements, Village of	Solar Savings for Haida Gwaii	Community Energy Systems	\$ 599,452.50
Port Clements, Village of	Water Treatment and Distribution Review	Capacity Building - LTIP	\$ 19,385.01
Port Clements, Village of	Biomass District Heating	Community Energy Systems	\$ 56,044.28
Port Edward, District of	Rail Crossing Upgrades	Short-Line Rail	\$ 75,448.00
Port Hardy, District of	Local Road Infrastructure	Roads, Bridges, Active Transportation	\$ 63,725.00
Port Hardy, District of	Asset Management Planning	Capacity Building - AM	\$ 11,630.71
Port Hardy, District of	Sidewalk rehabilitation extension	Roads, Bridges, Active Transportation	\$ 15,483.01
Port Hardy, District of	Multiplex Pool Replacement	Recreational Infrastructure	\$ 268,178.24
Port Hardy, District of	Seawall Walk Lighting	Recreational Infrastructure	\$ 57,636.86
Port McNeill, Town of	Water Line Replacement	Drinking Water	\$ 158,172.50
Port Moody, City of	Heritage Mountain Bridge Repairs	Roads, Bridges, Active Transportation	\$ 151,342.10
Pouce Coupe, Village of	Paving 50 & 51st Streets	Roads, Bridges, Active Transportation	\$ 88,327.00
Powell River RD	Asset Mapping	Capacity Building - AM	\$ 11,247.00
Powell River RD	Lasqueti Island Solid Waste Management Plan Update	Capacity Building - LTIP	\$ 11,528.00
Powell River RD	Tourism Powell River Signage Renewal Phase II	Tourism Infrastructure	\$ 37,500.00
Powell River RD	Regional Sustainability Planning	Capacity Building - ICSP	\$ 5,000.00
Powell River RD	Regional Trails Plan	Capacity Building - ICSP	\$ 30,000.00
Powell River RD	Powell River Salmon Society Water Monitoring Station and Instruments	Capacity Building - LTIP	\$ 25,476.00
Powell River RD	Northside Recreation - Energy Efficiency Upgrades	Recreational Infrastructure	\$ 7,336.00
Powell River RD	Lund Waterworks Improvement District Water System Upgrades	Drinking Water	\$ 31,050.00
Powell River, City of	McGuffie Creek Complex bridge repairs (2016)	Roads, Bridges, Active Transportation	\$ 3,120.00
Powell River, City of	Bike Lanes Ph. 3 (2016)	Roads, Bridges, Active Transportation	\$ 231.03
Powell River, City of	Habitat Survey	Capacity Building - ICSP	\$ 1,531.55
Powell River, City of	Quick Start Integrated Community Sustainability Plan	Capacity Building - ICSP	\$ 1,615.00
Powell River, City of	Boiler Replacements City Hall, Dwight Hall, Works	Community Energy Systems	\$ 214,247.59
Powell River, City of	Water Fill Stations	Drinking Water	\$ 4,478.76
Powell River, City of	Pavement Management Program (Operations Portion)	Roads, Bridges, Active Transportation	\$ 127,082.70
Powell River, City of	Bike Lanes Phase 2	Roads, Bridges, Active Transportation	\$ 19,896.59
Powell River, City of	2015 Pavement Management Program	Roads, Bridges, Active Transportation	\$ 469,130.97
Powell River, City of	Recreation Complex - Domestic hot water system - 2016	Recreational Infrastructure	\$ 15,255.00
Prince George, City of	Water Conservation Plan	Capacity Building - LTIP	\$ 660.08
Prince George, City of	Library - Replace 2 Makeup Air Furnaces	Cultural Infrastructure	\$ 3,850.00
Prince George, City of	Willowcave/Hagghith Creek Repair	Roads, Bridges, Active Transportation	\$ 288,712.00
Prince George, City of	Aquatic Centre - Mechanical Retrofit	Community Energy Systems	\$ 20,170.93
Prince George, City of	City Hall Window Replacement	Community Energy Systems	\$ 38,933.55
Prince George, City of	Civic Facilities Energy Improvement Review - 2016	Community Energy Systems	\$ 144,785.40

2016 Gas Tax Project List
Projects as Reported by Ultimate Recipients Between January 1, 2016 and December 31, 2016

Ultimate Recipient (Local Government)	Project Title	Investment Category	2016 Gas Tax Funds Reported
Prince George, City of	Foreman Landslide - Road Realignment	Roads, Bridges, Active Transportation	\$ 3,720.31
Prince George, City of	Road Rehabilitation 2016	Roads, Bridges, Active Transportation	\$ 1,969,906.09
Prince George, City of	CivFac Energy Improve 2015	Recreational Infrastructure	\$ 145,867.55
Prince George, City of	CivFac-Heat Systems Upgrade 2015	Recreational Infrastructure	\$ 5,783.46
Prince George, City of	Skateboard Park at Corporal Darren Fitzpatrick Bravery Park	Recreational Infrastructure	\$ 247,000.00
Prince George, City of	Tennis Court and Ice Rink Lighting	Recreational Infrastructure	\$ 10,962.55
Prince George, City of	New Trails / Paths 2016	Recreational Infrastructure	\$ 325,464.99
Prince George, City of	Culvert Replacement - McMillan Creek Crossing-Aberdeen Road	Roads, Bridges, Active Transportation	\$ 43,177.70
Prince George, City of	Civic Facilities Heat Systems Upgrades - 2016	Community Energy Systems	\$ 29,183.12
Prince George, City of	Civic Centre Lighting Upgrade	Community Energy Systems	\$ 203,661.30
Prince George, City of	New Sidewalks 2016	Roads, Bridges, Active Transportation	\$ 121,218.28
Prince George, City of	Masich Place Stadium Artificial Turf Field	Recreational Infrastructure	\$ 54,392.64
Prince Rupert, City of	Renovation of Public washrooms at Civic Centre	Recreational Infrastructure	\$ 44,276.18
Prince Rupert, City of	Russell Gamble Gymnasium - Light Retrofit	Recreational Infrastructure	\$ 27,800.00
Prince Rupert, City of	Revitalise Existing Gymnasium Floor	Recreational Infrastructure	\$ 66,901.62
Princeton, Town of	Princeton Exhibition Grounds Upgrades	Cultural Infrastructure	\$ 45,525.00
Princeton, Town of	2016 Road Rehabilitation Program	Roads, Bridges, Active Transportation	\$ 121,886.00
Qualicum Beach, Town of	2016 Road Overlay Projects	Roads, Bridges, Active Transportation	\$ 349,989.00
Qualicum Beach, Town of	Waterfront Master Plan	Capacity Building - ICSP	\$ 150,000.00
Qualicum Beach, Town of	Memorial Avenue Active Transportation and Utility Upgrade	Roads, Bridges, Active Transportation	\$ 1,367,795.59
Queen Charlotte, Village of	Asset Management - Roads	Capacity Building - AM	\$ 35,470.11
Queen Charlotte, Village of	ByPass Trail	Recreational Infrastructure	\$ 7,695.99
Quesnel, City of	West Quesnel Roadwork	Roads, Bridges, Active Transportation	\$ 940,626.00
Quesnel, City of	Update of Active Transportation Plan	Capacity Building - LTIP	\$ 37,357.48
Quesnel, City of	Barlow Creek Ball Field Update	Sport Infrastructure	\$ 50,000.00
Quesnel, City of	Lebourdais Park Playground	Recreational Infrastructure	\$ 13,131.39
Quesnel, City of	Zero Waste Initiatives	Capacity Building - LTIP	\$ 10,000.00
Quesnel, City of	Soccer Building - New Radiant Heaters	Community Energy Systems	\$ 34,188.00
Quesnel, City of	Protected Left Turn Lane	Roads, Bridges, Active Transportation	\$ 29,677.00
Quesnel, City of	Cross Country Running Trail - West Fraser Timber Park	Sport Infrastructure	\$ 9,376.22
Revelstoke, City of	Ski Hill Shuttle Bus Purchase	Public Transit	\$ 23,572.48
Revelstoke, City of	Building Energy Use Reduction	Community Energy Systems	\$ 11,283.84
Revelstoke, City of	Climate Action Charter	Capacity Building - AM	\$ 14,600.00
Revelstoke, City of	Storm Water Management	Capacity Building - LTIP	\$ 18,719.22
Revelstoke, City of	Transit Buses	Public Transit	\$ 93,000.00
Revelstoke, City of	Asset Management Plan	Capacity Building - AM	\$ 5,840.04
Revelstoke, City of	Water Conservation Plan	Capacity Building - LTIP	\$ 14,600.00
Revelstoke, City of	Solid Waste Reduction	Capacity Building - LTIP	\$ 14,600.00
Revelstoke, City of	Integrated Community Sustainability Plan	Capacity Building - ICSP	\$ 8,760.00
Saanich, District of	Road and Bridge Upgrade: Wilkinson Bridge Colquitz Trail	Roads, Bridges, Active Transportation	\$ 1,966,961.08
Saanich, District of	Intersection Upgrade - Glanford & Mann	Roads, Bridges, Active Transportation	\$ 1,065,994.24
Saanich, District of	Road Upgrades Tillicum Road (Carey to Hwy 1)	Roads, Bridges, Active Transportation	\$ 691,043.53
Salmo, Village of	Sustainable Salmo, Salmo Official Community Plan: Shaping a Sustainable Future	Capacity Building - ICSP	\$ 53,254.74
Salmo, Village of	Main Street LED Lights	Roads, Bridges, Active Transportation	\$ 24,791.00
Salmo, Village of	Flood Protection at Salmo Dyke	Disaster Mitigation	\$ 9,135.00
Salmo, Village of	Sidewalk Installation on Baker & Main Street	Roads, Bridges, Active Transportation	\$ 14,392.00
Salmo, Village of	Repaving at Davis and 4th St	Roads, Bridges, Active Transportation	\$ 6,078.00
Salmo, Village of	Supply and Install Park Irrigation	Recreational Infrastructure	\$ 3,003.00

2016 Gas Tax Project List
Projects as Reported by Ultimate Recipients Between January 1, 2016 and December 31, 2016

Ultimate Recipient (Local Government)	Project Title	Investment Category	2016 Gas Tax Funds Reported
Salmo, Village of	Supply and Deployment of Bear Proof Garbage Cans	Solid Waste	\$ 5,070.00
Salmon Arm, City of	Storm Drainage Plan - 10 Avenue SW	Capacity Building - LTIP	\$ 29,503.93
Salmon Arm, City of	Town Center Standard Frontage Improvements	Roads, Bridges, Active Transportation	\$ 742,500.00
Salmon Arm, City of	SASCU Recreation Centre - Parking Lot Rehabilitation	Recreational Infrastructure	\$ 71,357.04
Salmon Arm, City of	Walkway - 10 St NE at 9 Avenue NE	Roads, Bridges, Active Transportation	\$ 10,000.00
Salmon Arm, City of	Sidewalk - Auto Road and 15 St SE	Roads, Bridges, Active Transportation	\$ 10,988.57
Salmon Arm, City of	Storm Main Extension - 5 Avenue SE	Wastewater	\$ 92,964.82
Salmon Arm, City of	Industrial Storm Sewer System Extension - 46 Avenue SE	Wastewater	\$ 138,457.30
Sayward, Village of	Village of Sayward Water Treatment Facility	Drinking Water	\$ 209,391.75
Sechelt, District of	Street Light Installation	Roads, Bridges, Active Transportation	\$ 58,317.79
Sechelt, District of	Highway 101 Crossing at Mission Point	Roads, Bridges, Active Transportation	\$ 21,719.75
Sechelt, District of	Norwest Bay Road - North Sidewalk Improvements	Roads, Bridges, Active Transportation	\$ 49,332.00
Sechelt, District of	Sechelt Inlet Road Paving - Delta Road to North Lane	Roads, Bridges, Active Transportation	\$ 214,743.12
Sechelt, District of	Paving Program - Sechelt Inlet Road and Seaview Road	Roads, Bridges, Active Transportation	\$ 160,230.34
Sechelt, District of	Trail Bay Waterfront Landscaping Improvements	Recreational Infrastructure	\$ 19,154.86
Sechelt, District of	Chapman Creek Trail Erosion Remediation	Recreational Infrastructure	\$ 25,547.52
Sechelt, District of	Coracle Beach Access	Recreational Infrastructure	\$ 14,247.16
Sechelt, District of	Sechelt Inlet Road Forcemain Upgrade	Wastewater	\$ 373,962.45
Sicamous, District of	Old Town Bay Boat Launch Construction	Tourism Infrastructure	\$ 154,631.00
Sidney, Town of	Replacement of Decorative Street Lights	Roads, Bridges, Active Transportation	\$ 48,266.50
Sidney, Town of	Tulista Park Skateboard Park	Recreational Infrastructure	\$ 181,512.20
Sidney, Town of	Waterfront Walkway (Eastview to First St Access) - Brick Installation	Roads, Bridges, Active Transportation	\$ 8,423.13
Sidney, Town of	Downtown Streetscape & Urban Design Standards	Capacity Building - ICSP	\$ 68,980.00
Sidney, Town of	West Side Industrial Area Local Area Plan	Capacity Building - ICSP	\$ 10,453.00
Sidney, Town of	Henry Avenue - 4th Street to 3rd Street - Sidewalk	Roads, Bridges, Active Transportation	\$ 25,800.00
Sidney, Town of	Beacon Ave and Third Street - Curb and Sidewalk	Roads, Bridges, Active Transportation	\$ 21,397.26
Sidney, Town of	Tulista Park - Bike Repair Station	Recreational Infrastructure	\$ 3,431.94
Silverton, Village of	Watermain Line Upgrade	Drinking Water	\$ 41,017.00
Silverton, Village of	Repair and Patch Tennis Court Surface	Recreational Infrastructure	\$ 20,956.00
Silverton, Village of	Dewis Park Playground	Recreational Infrastructure	\$ 28,430.00
Smithers, Town of	LED Street Lighting	Roads, Bridges, Active Transportation	\$ 87,509.64
Smithers, Town of	Veteran's Park LED Lamp Posts	Recreational Infrastructure	\$ 15,900.00
Smithers, Town of	Library Building Air to Air Heat Pump	Cultural Infrastructure	\$ 12,000.00
Smithers, Town of	Sidewalk Curb Letdowns - Downtown	Roads, Bridges, Active Transportation	\$ 42,105.91
Sooke, District of	Gillespie Road Culvert Project	Roads, Bridges, Active Transportation	\$ 65,384.00
Sooke, District of	Sooke River Road Bike Trail	Recreational Infrastructure	\$ 73,386.00
TransLink	2014 Community Shuttles	Public Transit	\$ 140,936.90
TransLink	2014 Conventional Bus	Public Transit	\$ 476,665.74
TransLink	West Coast Express Rail Car Buyouts	Public Transit	\$ 7,431,490.26
TransLink	Expo Line Propulsion Power Upgrade	Public Transit	\$ 1,948,076.59
TransLink	2nd SeaBus Replacement	Public Transit	\$ 326,146.00
TransLink	SkyTrain Mark 1 Vehicles	Public Transit	\$ 3,539,658.02
TransLink	Smart Card Faregates	Public Transit	\$ 6,110,791.09
TransLink	Hamilton Transit Centre	Public Transit	\$ 40,391,397.86
TransLink	2013-2016 Fleet Replacements	Public Transit	\$ 71,036,107.08
TransLink	Trolley Overhead Rectifier Replacement (Metrotown)	Public Transit	\$ 171,955.05
TransLink	Automated Train Control Equipment Replacement	Public Transit	\$ 1,104,976.49
TransLink	Surrey Transit Centre CG Facility Retrofit	Public Transit	\$ 667,680.80

2016 Gas Tax Project List
Projects as Reported by Ultimate Recipients Between January 1, 2016 and December 31, 2016

Ultimate Recipient (Local Government)	Project Title	Investment Category	2016 Gas Tax Funds Reported
Spallumcheen, Township of	Community Development Plan	Capacity Building - ICSP	\$ 131,388.64
Spallumcheen, Township of	Otter Lake Road - Full Depth Reclamation - 2016	Roads, Bridges, Active Transportation	\$ 200,000.00
Sparwood, District of	Hwy 3 & Hwy 43 Intersection	Roads, Bridges, Active Transportation	\$ 207,191.04
Squamish-Lillooet RD	Area C Anderson Lake Dock	Recreational Infrastructure	\$ 6,479.77
Squamish-Lillooet RD	Gold Bridge Solar Photovoltaic Energy Project	Community Energy Systems	\$ 4,315.64
Squamish-Lillooet RD	Bralorne Wastewater Collection System Upgrade and Secondary Treatment	Wastewater	\$ 69,906.54
Squamish, District of	Integrated Flood Management Plan	Capacity Building - LTIP	\$ 150,000.00
Squamish, District of	Active Transportation and Transit	Roads, Bridges, Active Transportation	\$ 356,265.00
Squamish, District of	Safe Routes to School Plan	Capacity Building - ICSP	\$ 5,000.00
Squamish, District of	Laughing Turtle Trail Implementation Study	Capacity Building - ICSP	\$ 7,670.00
Squamish, District of	School Zone Traffic Safety Improvement	Roads, Bridges, Active Transportation	\$ 75,000.00
Squamish, District of	Smoke Bluffs Culvert Replacements	Wastewater	\$ 25,000.00
Squamish, District of	Corridor Trail	Roads, Bridges, Active Transportation	\$ 238,246.00
Squamish, District of	Bus Shelters	Roads, Bridges, Active Transportation	\$ 115,000.00
Squamish, District of	Ultraviolet (UV) Disinfection of Sewage Effluent	Wastewater	\$ 728,556.00
Stewart, District of	District of Stewart Flood & High Groundwater Mitigation Plan	Capacity Building - LTIP	\$ 250,000.00
Strathcona RD	Salmon Brewster Trail Development	Recreational Infrastructure	\$ 14,886.33
Strathcona RD	Quathiaski Cove Sewer System Expansion	Wastewater	\$ 829.28
Strathcona RD	Cortes Island Mobile Tourist Information Kiosk	Tourism Infrastructure	\$ 6,000.00
Strathcona RD	Cortes Transportation Demand Study	Capacity Building - ICSP	\$ 6,392.50
Strathcona RD	Area D Water Booster Pump Station	Drinking Water	\$ 46,171.40
Strathcona RD	Gorge Hall Energy Retrofit	Community Energy Systems	\$ 19,169.82
Strathcona RD	Black Creek/Oyster Bay Water System UV Disinfection for the Comox Valley RD	Drinking Water	\$ 316.84
Strathcona RD	Improvements to Manson's Landing Community Hall	Recreational Infrastructure	\$ 16,733.32
Strathcona RD	Strathcona RD - Asset Management Plan Development/Condition Assessments	Capacity Building - AM	\$ 10,268.75
Summerland, District of	Upgrade to the Raw Water Slidegates	Drinking Water	\$ 119,114.25
Summerland, District of	Jones Flat & Garnet Valley Water System Separation	Drinking Water	\$ 190,427.03
Summerland, District of	Burnham Boiler Replacement	Community Energy Systems	\$ 110,018.83
Summerland, District of	Conkle Mountain Trail Improvements	Recreational Infrastructure	\$ 8,693.92
Summerland, District of	Dale Meadows to Sinclair Walkway	Recreational Infrastructure	\$ 68,076.05
Sunshine Coast RD	Gower Point Road Bicycle/Walking Path - Secret Beach to Gibsons	Roads, Bridges, Active Transportation	\$ 8,597.50
Sunshine Coast RD	Redrooffs Road Bicycle/Walking Path - Hwy 101 to Mintie Rd	Roads, Bridges, Active Transportation	\$ 4,882.50
Sunshine Coast RD	Lower Road Bicycle/Walking Path Remaining Sections	Roads, Bridges, Active Transportation	\$ 4,686.45
Sunshine Coast RD	Roberts Creek Village to Pier Bicycle/Walking Path	Roads, Bridges, Active Transportation	\$ 1,171.50
Sunshine Coast RD	Beach Avenue Bicycle/Walking Path from Flume Road South	Roads, Bridges, Active Transportation	\$ 1,456.90
Sunshine Coast RD	Marine Drive Bicycle/Walking Path - Phase 2	Roads, Bridges, Active Transportation	\$ 2,744.55
Sunshine Coast RD	Lily Lake Area Bicycle/Walking Path	Roads, Bridges, Active Transportation	\$ 46,265.09
Sunshine Coast RD	Coopers Green Hall Replacement	Recreational Infrastructure	\$ 1,967.50
Sunshine Coast RD	Granthams Landing Community Hall Rehabilitation	Recreational Infrastructure	\$ 25,385.88
Sunshine Coast RD	Sunshine Coast RD Enterprise Asset Management Software Implementation	Capacity Building - AM	\$ 84,228.89
Surrey, City of	Pioneer Greenway 14700 Block Winter Crescent	Roads, Bridges, Active Transportation	\$ 11,356.12
Surrey, City of	Colebrook Park Forest Walking Loop Addition	Roads, Bridges, Active Transportation	\$ 47,184.91
Surrey, City of	Prince Charles Elementary School Sidewalks & Curb Bulges	Roads, Bridges, Active Transportation	\$ 460,000.00
Surrey, City of	Cindrich Elementary School Sidewalks	Roads, Bridges, Active Transportation	\$ 324,656.18
Surrey, City of	Sidewalks -- James Ardiel & Surrey Traditional Elementary Schools	Roads, Bridges, Active Transportation	\$ 503,063.26
Surrey, City of	Clayton Park Artificial Turf Bowling Green Replacement	Sport Infrastructure	\$ 609,142.53
Tahsis, Village of	Well Water Project	Drinking Water	\$ 123,492.41
Terrace, City of	ICSP: Zoning Bylaw Review and Regulatory Bylaws Update	Capacity Building - ICSP	\$ 14,250.00

2016 Gas Tax Project List
Projects as Reported by Ultimate Recipients Between January 1, 2016 and December 31, 2016

Ultimate Recipient (Local Government)	Project Title	Investment Category	2016 Gas Tax Funds Reported
Terrace, City of	Road Reconstruction	Roads, Bridges, Active Transportation	\$ 537,032.68
Thompson-Nicola RD	Black Pine Water Source Identification Project	Drinking Water	\$ 2,353.96
Thompson-Nicola RD	Isobel Lake Trails Accessibility Upgrades	Recreational Infrastructure	\$ 3,370.82
Thompson-Nicola RD	Westwold Communtiy Hall Upgrade	Recreational Infrastructure	\$ 222.00
Thompson-Nicola RD	Lower Nicola Community Hall Upgrades	Recreational Infrastructure	\$ 3,200.00
Thompson-Nicola RD	Little Fort Community Hall Extension and Upgrades	Recreational Infrastructure	\$ 109,033.05
Thompson-Nicola RD	Barriere Fair Grounds Plumbing and Electrical Upgrade	Community Energy Systems	\$ 45,000.00
Thompson-Nicola RD	Pritchard Sewer System LED Lighting Upgrade	Community Energy Systems	\$ 11,135.00
Thompson-Nicola RD	Paul Lake Community Playground Upgrade	Recreational Infrastructure	\$ 31,346.74
Thompson-Nicola RD	Pritchard Water System Flushing Capacity Enhancement Project	Drinking Water	\$ 13,625.30
Thompson-Nicola RD	Vavenby Water Asset Assessment - Inground	Capacity Building - AM	\$ 7,989.55
Thompson-Nicola RD	South Green Lake Volunteer Fire Department Energy Efficiency Upgrades	Community Energy Systems	\$ 6,937.07
Thompson-Nicola RD	Level II Fast Charger Installation	Community Energy Systems	\$ 9,050.00
Thompson-Nicola RD	Sun Peaks Medical Centre Geothermal Project	Community Energy Systems	\$ 117,000.00
Thompson-Nicola RD	Pritchard Rodeo Grounds Grandstands	Cultural Infrastructure	\$ 270,720.58
Thompson-Nicola RD	Blue River Water Distribution System Upgrade	Drinking Water	\$ 40,000.00
Thompson-Nicola RD	Spences Bridge Water System - Deer Lane Watermain	Drinking Water	\$ 153,715.98
Thompson-Nicola RD	Evergreen Community Water System Upgrade - SCADA	Drinking Water	\$ 3,817.32
Thompson-Nicola RD	Smith Pioneer Park Concession Building and Park Upgrades	Recreational Infrastructure	\$ 21,133.96
Thompson-Nicola RD	Candle Creek Mountain Bike Trail Development	Recreational Infrastructure	\$ 6,000.00
Thompson-Nicola RD	Village of Lytton Pool Infrastructure Upgrade	Recreational Infrastructure	\$ 20,000.00
Thompson-Nicola RD	Nicola Valley Aquatic Centre Upgrades	Recreational Infrastructure	\$ 125,000.00
Thompson-Nicola RD	Harper Mountain - Mountain Bike Trails Development	Recreational Infrastructure	\$ 7,500.00
Thompson-Nicola RD	Pritchard Community Sewer System Collection Line Extension	Wastewater	\$ 13,580.76
Thompson-Nicola RD	Green Lake Snowmobile Club Septic System	Wastewater	\$ 6,980.60
Tofino, District of	Main Street Phase 1	Roads, Bridges, Active Transportation	\$ 153,616.00
Tofino, District of	Telus Parklet - Sidewalk Improvements	Roads, Bridges, Active Transportation	\$ 20,530.00
Tofino, District of	2016 Public Transit Shuttle Service	Public Transit	\$ 10,809.00
Trail, City of	Columbia River Skywalk	Roads, Bridges, Active Transportation	\$ 1,499,829.26
Tumbler Ridge, District of	Asset Management Committee	Capacity Building - AM	\$ 111,767.39
Tumbler Ridge, District of	Sewer Regulation Bylaw Update	Capacity Building - ICSP	\$ 3,551.00
Tumbler Ridge, District of	Water Regulation Bylaw Update	Capacity Building - ICSP	\$ 2,440.00
Tumbler Ridge, District of	Lagoon System Assessment	Capacity Building - LTIP	\$ 11,570.00
Tumbler Ridge, District of	Main Line Water Supply Assessment	Capacity Building - AM	\$ 1,672.00
Tumbler Ridge, District of	Landfill Improvements	Solid Waste	\$ 2,820.00
Vanderhoof, District of	Aquatic Centre Design	Recreational Infrastructure	\$ 342,112.00
Vernon, City of	25 Street (PV Rd - 46 Ave) Sidewalks	Roads, Bridges, Active Transportation	\$ 59,273.13
Vernon, City of	24 Avenue New Sidewalk program	Roads, Bridges, Active Transportation	\$ 12,299.30
Vernon, City of	Lake Access Site - Delcliffe	Recreational Infrastructure	\$ 5,764.93
Vernon, City of	30 Street Road and Utility Rehabilitation	Roads, Bridges, Active Transportation	\$ 560,884.77
Vernon, City of	29 Avenue Road and Utility Rehabilitation	Roads, Bridges, Active Transportation	\$ 40,799.76
Vernon, City of	Transportation Safety Improvements	Roads, Bridges, Active Transportation	\$ 22,309.01
Vernon, City of	Transit Infrastructure Improvements and Sidewalk Ramps	Public Transit	\$ 609.75
Vernon, City of	32 Street Storm Rehabilitation	Wastewater	\$ 128,098.37
Vernon, City of	25 Street Cycle corridor	Roads, Bridges, Active Transportation	\$ 6,059.27
Vernon, City of	33 Street Road & Utility Rehabilitation	Roads, Bridges, Active Transportation	\$ 69,135.85
Vernon, City of	2016 Capital Design	Roads, Bridges, Active Transportation	\$ 86,086.70
Vernon, City of	30 Ave & 37 Ave Railway Crossings	Roads, Bridges, Active Transportation	\$ 531.32

2016 Gas Tax Project List
Projects as Reported by Ultimate Recipients Between January 1, 2016 and December 31, 2016

Ultimate Recipient (Local Government)	Project Title	Investment Category	2016 Gas Tax Funds Reported
Vernon, City of	25 Street Sidewalk Construction	Roads, Bridges, Active Transportation	\$ 632,803.21
Victoria, City of	Storm Drain Brick Main Assessment and Rehabilitation	Wastewater	\$ 2,147,164.29
Victoria, City of	LED Street Light Replacement	Community Energy Systems	\$ 359,648.94
Victoria, City of	Bicycle Master Plan Implementation	Roads, Bridges, Active Transportation	\$ 1,402,054.18
Victoria, City of	David Foster Harbour Pathway	Roads, Bridges, Active Transportation	\$ 259,262.90
Victoria, City of	Johnson Street Bridge Project	Public Transit	\$ 1,802,993.99
Victoria, City of	Stormwater Treatment Unit - Public Works	Wastewater	\$ 313,582.00
View Royal, Town of	Burnett Rd. - Pheasant Ln. Reconstruction	Roads, Bridges, Active Transportation	\$ 289,911.46
View Royal, Town of	Island Hwy. - Stewart to Beaumont Design	Capacity Building - LTIP	\$ 4,668.65
View Royal, Town of	Island Hwy at Heddle Pedestrian Crosswalk - PSB	Roads, Bridges, Active Transportation	\$ 385.28
View Royal, Town of	Watkiss Way at Burnside Road West Intersection Reconstruction	Roads, Bridges, Active Transportation	\$ 23,027.68
View Royal, Town of	Watkiss Way at Eagle Creek Frontage Works (1900 Watkiss Way Dvlpmt)	Roads, Bridges, Active Transportation	\$ 7,507.69
View Royal, Town of	Watkiss Way East of Burnside Road West Lot C Works (1900 Watkiss Way Dvlpmt)	Roads, Bridges, Active Transportation	\$ 43,508.58
View Royal, Town of	Watkiss Way W. of Burnside - Curb and Shoulder	Roads, Bridges, Active Transportation	\$ 15,825.53
View Royal, Town of	Admirals Safety Improvements	Roads, Bridges, Active Transportation	\$ 177,471.40
View Royal, Town of	Helmcken Rd. at Burnside Rd. W Traffic Island	Roads, Bridges, Active Transportation	\$ 26,873.21
View Royal, Town of	E&N Trail Stairs	Roads, Bridges, Active Transportation	\$ 15,200.13
View Royal, Town of	Six Mile Rd. at Chilco Flashing Pedistrian Crossing	Roads, Bridges, Active Transportation	\$ 21,881.72
View Royal, Town of	View Royal Park Fitness Stations	Recreational Infrastructure	\$ 34,306.37
Warfield, Village of	Fire Hydrant Replacement Project	Drinking Water	\$ 15,840.64
Warfield, Village of	Laurier Storm Sewer Addition	Wastewater	\$ 57,779.92
Warfield, Village of	Beaver Bend Park Storm Sewer	Wastewater	\$ 24,756.00
West Kelowna, City of	Senior Centre Door Replacement	Community Energy Systems	\$ 15,000.00
West Kelowna, City of	2016 Road Rehabilitation Program	Roads, Bridges, Active Transportation	\$ 434,862.16
West Kelowna, City of	2016 Pedestrian Improvement Program	Roads, Bridges, Active Transportation	\$ 353,712.77
West Kelowna, City of	Casa Loma - Remedial Drainage Work	Wastewater	\$ 118,411.68
West Kelowna, City of	Chlorine Room - Johnson Bentley Memorial Aquatic Centre	Recreational Infrastructure	\$ 72,020.81
West Vancouver, District of	Lawson Foreshore Enhancement	Disaster Mitigation	\$ 22,087.00
West Vancouver, District of	Western Civic Site Pedestrian Safety / Connectivity & Parking Improvements	Recreational Infrastructure	\$ 50,543.00
Whistler, Resort Municipality of	Waste Transfer Station - Debt Financing	Solid Waste	\$ 466,922.00
White Rock, City of	Johnston Road Gateway Redesign Phase 1 - North Bluff Road to Russell Avenue	Roads, Bridges, Active Transportation	\$ 1,653.00
Williams Lake, City of	2016 Road Reconstruction Project	Roads, Bridges, Active Transportation	\$ 509,443.94
Zeballos, Village of	Zeballos River Crossing	Roads, Bridges, Active Transportation	\$ 20,539.10

Updated as of 17-21-11