SOLID WASTE SERVICE COST RECOVERY IN METRO VANCOUVER

Regional District CEO/CAO Forum
March 2015

metrovancouver
SERVICES AND SOLUTIONS FOR A LIVABLE REGION

Solid Waste System Overview

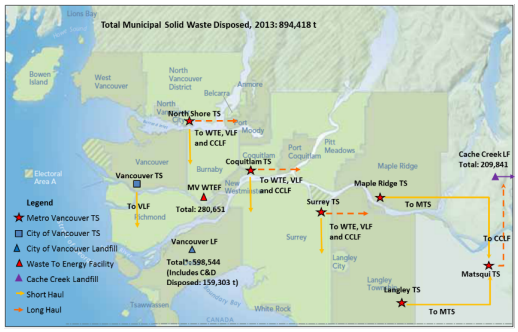

* 2013. Includes MSW, bottom ash, construction and demolition materials, and sewer and water treatment plant residuals

Zero Waste Initiatives and Communications

- Transfer Station Recycling
- Zero Waste Policy and Implementation
- Engagement and Consultation
- Regulation & Enforcement
- Zero Waste Communications
- National Zero Waste Council

zeroWASTE
NATIONAL ZERO WASTE COUNCIL

Commercial Waste Represents 58% of Waste Flows

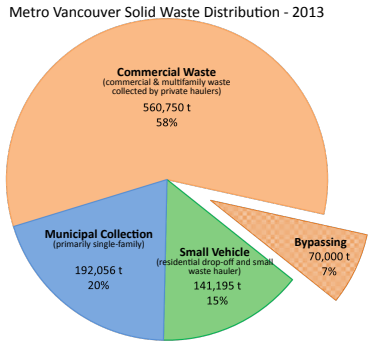

Waste Export Impacts on Solid Waste Goals

Goal	Impact
Goal 1: Reduce	• Funding waste reduction activities from Tipping Fee not sustainable
Goal 2: Recycle	• Disposal Bans ineffective on waste leaving system • Low cost disposal reduces recycling incentive • Funding recycling initiatives from Tipping Fee not sustainable
Goal 3: Recover Energy	• Uncertain waste flow and Tipping Fee revenue results in challenges funding new infrastructure
Goal 4: Disposal	• Small vehicle disposal is subsidized by commercial revenues • Resiliency, cost effectiveness and accessibility of disposal and transfer station system at risk.

The proposed Solid Waste Services Strategy aims to address waste export impacts, while continuing to pursue solid waste goals

Heavy Loads Leaving System

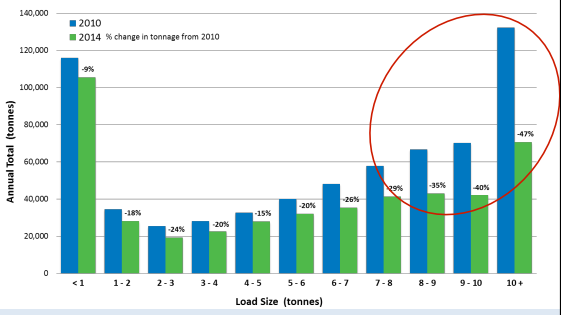

Large Majority of Trips are Small Loads

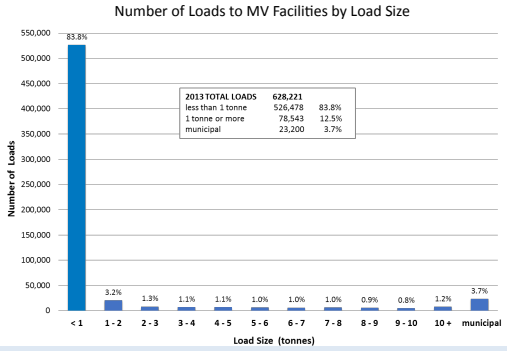

Small Loads Cost more than Large Loads

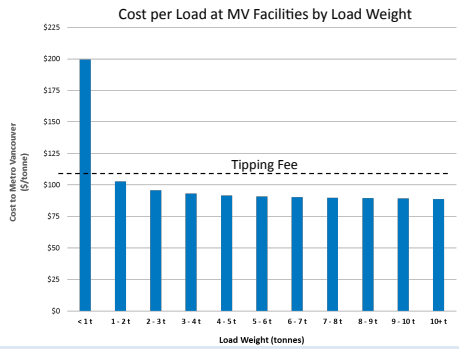

Recommended Tipping Fee Structure

- Large Loads >9 tonne $80/t
- Loads between 1-9 t $109/t ($720 max)
- Loads less than 1 t $130/t ($109 max)
- Matsqui Transfer Station $150/t

- Transaction Fee $5/load

Transaction Fee

- Recovers a portion of fixed costs of managing loads at facilities
- Applies to all loads
- $3.1 million in projected revenue