



ANNUAL EXPENDITURE REPORT

THE FEDERAL GAS TAX FUND IN BRITISH COLUMBIA

ACKNOWLEDGEMENTS

This Annual Expenditure Report covers the disbursements and expenditures of federal Gas Tax funding for the period of January 1, 2019 to December 31, 2019, and is in accordance with reporting requirements outlined in Schedule D of the 2014-2024 Administrative Agreement on the federal Gas Tax Fund between Canada, the Province of British Columbia, and the Union of British Columbia Municipalities (Gas Tax Agreement, or GTA). This report provides an overview of the projects reported by Ultimate Recipients in 2019, and includes the results of the annual UBCM Gas Tax Audit (Appendix B), the Financial Report Table (Appendix A) and a detailed list of all projects reported in 2019 (Appendix C).

Cover Photo: Columbia Street Storm Sewer Phase 3 - Village of McBride

Published by the Union of British Columbia Municipalities, December 2020

TABLE OF CONTENTS

LETTER OF TRANSMITTAL

On behalf of the Union of B.C. Municipalities (UBCM), it is my pleasure to convey the enhanced Annual Expenditure Report for the federal Gas Tax Fund (GTF) in British Columbia.

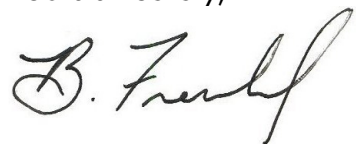
2019 was a significant year for the delivery of the GTF thanks to a one-time federal budget provision that doubled the federal transfer for this program. More than \$559 million was transferred during the program year for the benefit of local government infrastructure priorities – the largest single annual transfer of funds in the 15 years of the program.

B.C. local governments and other eligible entities responded to this opportunity by investing a record amount of federal Gas Tax funding in infrastructure projects that support the national objectives of the program: growing our economy, improving the environment and building strong cities and communities. In order to convey the impact of this program, this report provides an analysis of the data for the nearly 1,000 projects funded during the program year along with highlights of specific projects undertaken by B.C. communities.

Local governments across B.C. have made a considerable effort in 2019 to raise the visibility of this critical program by showcasing projects through increased signage, media releases, public events and social media. In the coming year, UBCM will continue to work with local governments to ensure that residents across the province are aware of the benefits this program provides.

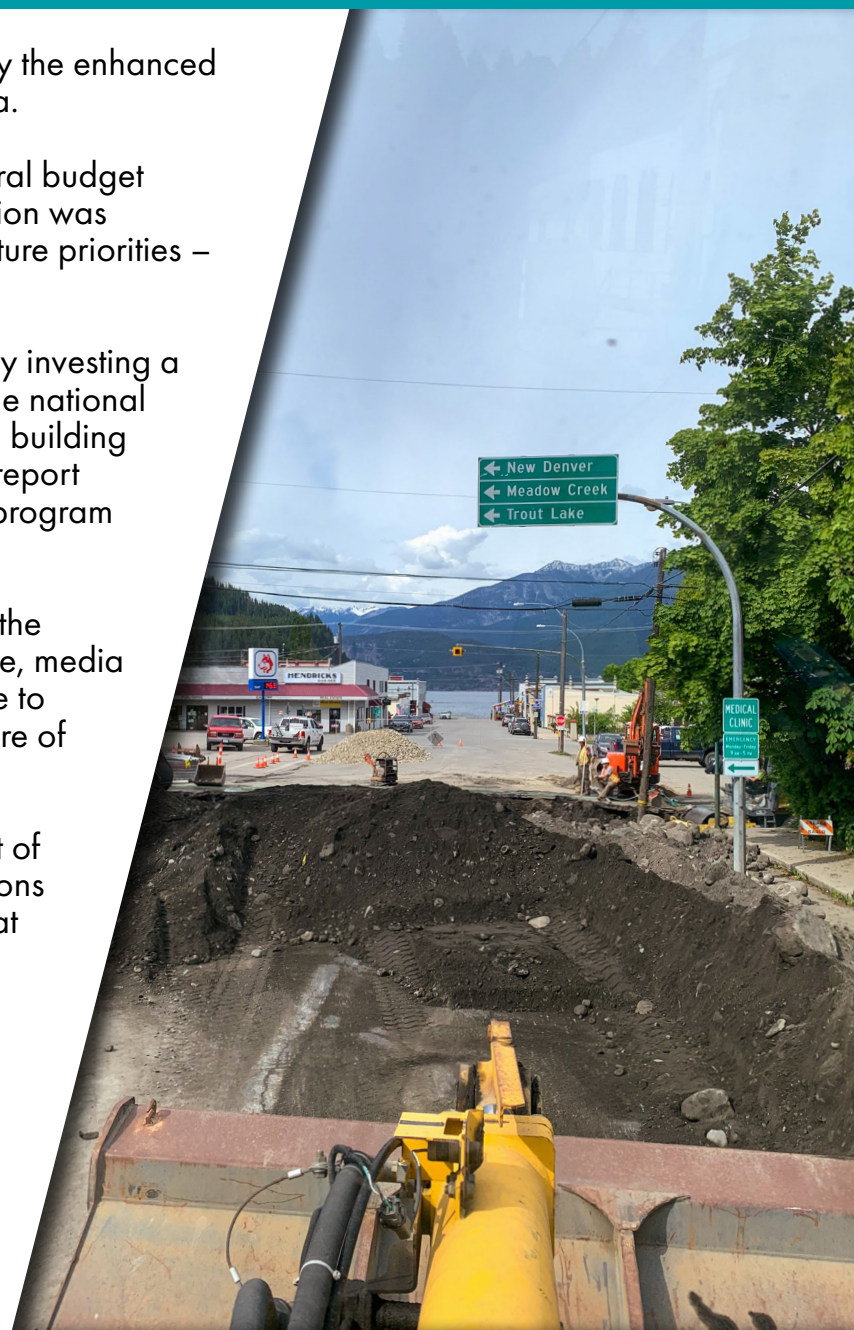
It is an honour for UBCM to administer this program on behalf of the Government of Canada and in partnership with the Province of B.C. Should you have any questions in relation to the administration of the Federal Gas Tax Fund in B.C., our secretariat would be pleased to provide the information you seek.

Yours sincerely,



Councillor Brian Frenkel, UBCM President

Kaslo Sewer System Expansion Phase One - Village of Kaslo ►



THE FEDERAL GAS TAX FUND IN 2019

The federal Gas Tax Fund (GTF) provides dedicated and predictable funding to local governments for investments in community infrastructure. In B.C., the GTF is delivered through an administrative agreement, which will see over \$3 billion in funds transferred between 2014-2024. UBCM administers the Gas Tax Fund in B.C. on behalf of the Province of B.C. and the Government of Canada.

In the 2019 reporting year, the GTF transfer included a one-time double payment. This resulted in both the single-largest payment by Canada and largest total investment in local infrastructure in the history of the 15-year program.

\$559 million
transferred to B.C. through the federal
Gas Tax Fund in 2019

Local governments invested **425.4 million** in **983 projects**



Union of British Columbia Municipalities
@UBCM on Twitter, January 23, 2019

Abbotsford's new pedestrian/cycling bridge is one of more than 5,000 infrastructure projects in BC that have been supported through the federal Gas Tax Fund. @INFC_eng

In 2019, outputs of projects included new construction, rehabilitation, expansion, or replacement of:



**20 km of
local water
pipe**



**8 regional
airports**

**59 km of
bike & multi-
use paths**

811 buses



**10 km of
wastewater
collection
mains**

**117 km of
local roads**



**146
recreational
facilities**

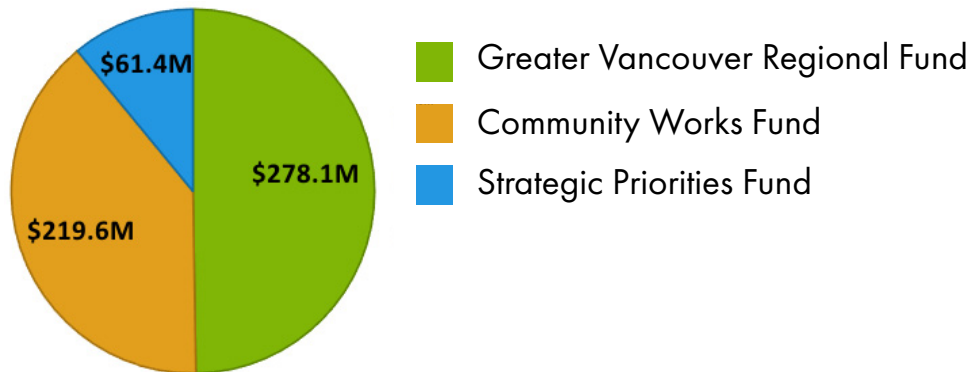


Clockwise from left: Village of Sayward Water Treatment Facility; Community Shuttle Vehicle Purchase - Translink; Oak Bay Recreation Centre Energy Recovery Project - District of Oak Bay

PROGRAM STREAMS

Federal Gas Tax funding is delivered in BC through three distinct program streams: The Strategic Priorities Fund; the Greater Vancouver Regional Fund; and The Community Works Fund.

BC Gas Tax Fund Allocations: 2019



Gas Tax Spending and Project Count by Program Stream: 2019

Program Stream	2019 Spending	2019 Project Count
GVRF	\$250,411,635	19
CWF	\$108,474,160	868
SPF	\$66,565,747	96

STRATEGIC PRIORITIES FUND (SPF)

The Strategic Priorities Fund is an application-based grant available to local governments outside of Metro Vancouver region that supports projects that are large in scale, regional in impact, or innovative. SPF intakes in 2015 and 2017 resulted in the approval of 175 projects totalling over \$295 million in Gas Tax funding.

In 2019, 96 SPF projects were reported with over \$66.5 million in GTF spending, including 44 projects reported as complete.

GREATER VANCOUVER REGIONAL FUND (GVRF)

The Greater Vancouver Regional Fund delivers funds within the Metro Vancouver Region for public transportation infrastructure priorities. Project proposals are submitted by TransLink and approved by the Metro Vancouver Board of Directors.

In 2019, TransLink reported over \$250 million in spending for 19 projects.

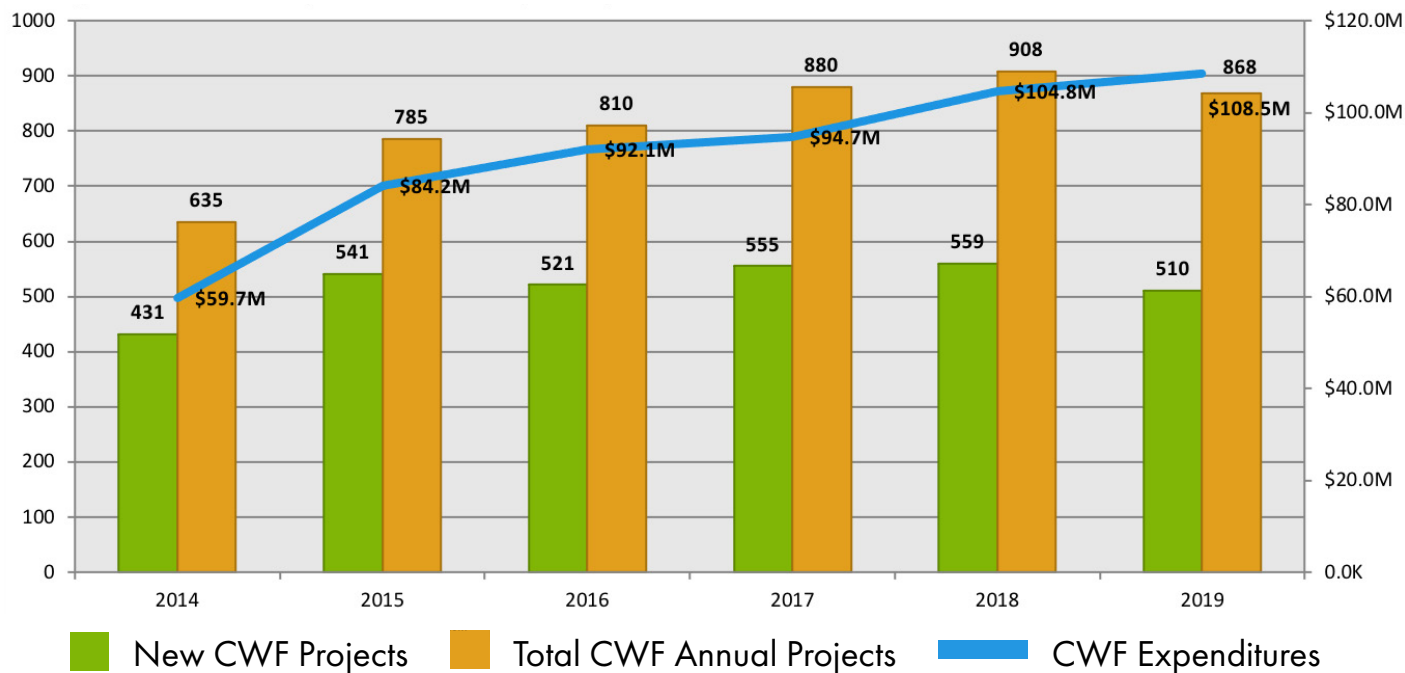
COMMUNITY WORKS FUND (CWF)

The Gas Tax Community Works Fund (CWF) is a long-term, predictable and dedicated fund delivered twice-annually to each local government in British Columbia.

Based on a per-capita allocation formula with a funding floor, local governments in B.C. can utilize the CWF for eligible local infrastructure and capacity building priorities.

As illustrated in chart below, local governments invested a record \$108.5 million into 868 regionally beneficial infrastructure projects in 2019. These projects spanned myriad of investment categories: from improving local roads and linking regional trail networks; to improving drinking water systems to ensure safe, reliable water for communities. The funds were also utilized to increase local capacity to undertake asset management activities and long-term infrastructure planning.

Community Works Fund Project Expenditures and Counts: 2014 - 2019



SUMMARY OF REPORTING PERIOD

2019 represents the highest single year spending total reported by the Gas Tax Fund in British Columbia. In total 983 projects reported over \$425 million in eligible project costs. Projects reported in 2019 account for over \$1.8 billion in estimated total project costs.

A complete list of 2019 projects can be found in Appendix C of this report.

Gas Tax Spending and Project Count by Investment Category: 2019

Investment Category	Spending	Project Count
Public Transit	\$251,342,915	32
Local Roads, Bridges, Active Transportation	\$70,941,196	224
Sport and Recreation Infrastructure	\$29,937,504	229
Drinking Water	\$22,490,807	109
Wastewater and Stormwater	\$19,396,958	78
Capacity Building	\$8,888,002	151
Other*	\$7,994,044	23
Cultural and Tourism Infrastructure	\$6,338,716	40
Community Energy Systems	\$4,693,477	80
Solid Waste	\$3,427,922	17
Total	\$425,451,542	983

*Other Investment Category includes: Broadband Connectivity, Regional and Local Airports, Disaster Mitigation, and Brownfield Redevelopment

Harrison Hot Springs Lighting Upgrade - Village of Harrison Hot Springs ►



INVESTMENT CATEGORY OVERVIEW: LOCAL ROADS, BRIDGES, AND ACTIVE TRANSPORTATION

In 2019, 102 local governments reported spending on 224 local roads, bridges, and active transportation projects across British Columbia. These investments resulted in 117 km of local road works and 59 km of bike and multi-use paths linking communities through regional active transportation corridors.

Year over year, local roads and active transportation projects are the most common GTF investment by communities in B.C., averaging over 200 projects annually with total investments to date of over \$500 million.

In 2019:

- 102 local governments reporting 224 projects
- 118 complete projects
- Over 3.1 million people benefiting from projects
- Total project cost: \$403.8 million



▲ Cameron Street Bridge - City of Prince George

Local Roads, Bridges, and Active Transportation Outputs: 2019

Infrastructure	Output
Two-lane paved road (km)	117
Bicycle lane (km)	38
Sidewalk (km)	29
Multi-use path (km)	21
Streetlights (#)	5580
Pedestrian bridge (metres)	264

59 km 
of bike and multi-use paths linking
communities through regional active
transportation corridors

\$70.9 million
invested in **224 local roads,
bridges, & active transportation
projects** in 2019




PROJECT PROFILE:

FIFTH STREET “COMPLETE STREET” PROJECT

CITY OF COURTENAY

The 5th Street Complete Street Pilot Project included a substantial overhaul of above-ground and below-ground infrastructure, and over half a kilometer of roadway. “Complete Streets” is an approach to designing, building, and retrofitting roads to ensure they are accessible to all modes of transportation and people of all ages and abilities. The project addressed multiple needs by replacing aging underground infrastructure, introducing innovative stormwater management through the installation of rain gardens, constructing a gateway to the downtown and providing a link between existing bike lanes and a trail along a rail corridor.



PROJECT PROFILE:

BICYCLE NETWORK CONSTRUCTION

CITY OF VICTORIA

In order to achieve the transportation mode share goals, greenhouse gas reduction targets and community health objectives identified in the Official Community Plan and GO Victoria, the City is building a 32km network of All Ages and Abilities (AAA) bicycle infrastructure. This ambitious program, which is substantially funded through the federal Gas Tax Fund, focuses on supporting the construction of several new cycling routes, including the addition of off-street pathways, buffered bike lanes, standard bike lanes, signed shared routes, protected bike lanes and upgrades to underground facilities.

INVESTMENT CATEGORY OVERVIEW:

PUBLIC TRANSIT

In 2019, GTF recipients expended a total of \$251.3 million on 32 public transit infrastructure projects.

99% of this spending is attributed to TransLink, who reported \$250.4 million in project spending for 19 projects with over \$755 million in estimated total project costs.

Outside of the Metro Vancouver region, eleven local governments worked on eighteen different public transit infrastructure projects expending roughly \$1 million on projects valued at more than \$7 million.

Complete and on-going public transit infrastructure projects worked towards the following outputs in 2019:

- 811 buses purchased or replaced;
- 1 Sea Bus Ferry replaced;
- 33 public transit stops installed or improved;
- Deployment of four new electric battery powered buses and;
- Installation or improvements to 7 power generating stations.

\$251.3 million invested in **32 public transit projects** in 2019



4 new electric battery powered buses deployed in 2019



▲ UBC Okanagan Transit Exchange - City of Kelowna



▲ Queensway Transit Exchange - City of Kelowna



PROJECT PROFILE:

RAPIDBUS - 60-FOOT HYBRID

TRANSLINK

As part of the Mayors' 10-Year Vision, the RapidBus brings faster, more frequent, and reliable service to selected routes throughout Metro Vancouver. RapidBus is at least 20% faster than local routes due to less stopping, all-door boarding, and redesigned streets for transit priority. During peak times, the RapidBus can move 10,000 people per hour.

Some of the distinct features include:

- New hybrid-electric articulated buses that have 20% less GHG emissions than conventional diesel buses
- Distinctive bus branding
- Real-time information at stops
- Accessibility features such as text to audio functions

Coming every 10 minutes or better during peak hours and every 15 minutes or better in non-peak hours, customers can now catch a RapidBus on these five routes:

- R1 King George Blvd
- R2 Marine Dr
- R3 Lougheed Highway
- R4 41st Ave
- R5 Hastings

INVESTMENT CATEGORY OVERVIEW: SPORTS AND RECREATION INFRASTRUCTURE

In 2019, 81 local governments reported 229 sports and recreation infrastructure projects expending \$29.9 million in Gas Tax funding. These projects represent a total project cost of over \$62.7 million and impact a population of more than 2.6 million British Columbians.

Sports and recreation projects have been an eligible investment under the GTF since 2014 and have seen a significant year-over-year increase in both project count and investment since this time. The majority of sports and recreation investments see improvements to community centres, local parks, and creation of recreational paths and trails.

Sports and Recreation Infrastructure Gas Tax Spending and 2019 Project Count

Investment Category	2019 Projects	2019 Gas Tax Funds	Sum of Total Gas Tax Fund Spending
Sport Infrastructure	24	\$6,110,155	\$6,960,561
Recreation Infrastructure	205	\$23,827,349	\$55,770,811
Total	229	\$29,937,504	\$62,731,372

\$29.9 million invested in **229 sport & recreation infrastructure projects** in 2019

Recreational Infrastructure is the program's **fastest growing investment category**



146 recreation facility improvements funded by the federal Gas Tax Fund

Sports and Recreation Infrastructure Outputs: 2019

Asset Type	Output
Recreational path and trails (km)	29
Parks (#)	83
Community centres (#)	56
Arenas (#)	20
Recreation centres (#)	16
Swimming pools (#)	16
Playgrounds (#)	15
Sports fields and courts (#)	22
Curling rinks (#)	8
Golf courses (#)	4
Skating rinks (#)	1
Stadium (#)	1
Skate/bike park (#)	1
Splash pad (#)	1



PROJECT PROFILE:

VANDERHOOF AQUATIC CENTER

DISTRICT OF VANDERHOOF & BULKLEY NECHAKO REGIONAL DISTRICT

During the reporting period, the District of Vanderhoof and Bulkley Nechako Regional District worked together to construct the 16,000 square foot Vanderhoof Aquatic Centre. The building, which is constructed to a LEED Gold standard equivalent, features a six-lane lap pool; leisure pool; a family hot pool; and sauna. The new aquatic centre provides services to residents throughout the region and hosts over 30,000 visitors annually based on pre-pandemic figures. The federal Gas Tax Fund contributed over \$8 million toward the \$12.3 million cost of this project.

INVESTMENT CATEGORY OVERVIEW:

DRINKING WATER

In 2019, 45 local governments reported 109 projects expending \$22.5 million in Gas Tax funding. These projects represent a total project cost of over \$96 million and benefit a population of 640,500.

In 2019, drinking water infrastructure projects made improvements to over 15,000m³ of clean water storage. Improvements were made to over 3,000 drinking water connections, while overall, drinking water projects benefit populations in excess of 640,500 and support almost 5,000 kilometers of drinking water transmission main.

Drinking water continues to be a significant category for Gas Tax recipients in B.C. Since 2014, 445 drinking water projects have reported over \$136.7 million in GTF investments.

Drinking Water Infrastructure Outputs: 2019

Infrastructure	Output
Local water pipes (metres)	22,291
Water meters (#)	6,605
Water reservoirs and storage tanks (m ³)	5,988
Fire hydrants (#)	72
SCADA System Implementation (#)	38
Water wells (#)	38
Filtration systems (#)	18
Treatment facilities (#)	11
Pump stations (#)	12
Generators (#)	5
Bulk water vending tanks (#)	3
Pressure reducing valves (#)	2



▲ Village of Sayward Water Reservoir

22,291
metres
of local water
pipe constructed



\$22.5 million
invested in **109 drinking water**
projects in 2019



PROJECT PROFILE:

WATER TREATMENT UPGRADES

CITY OF MERRITT

The City of Merritt's water system incorporates five wells that draw from an aquifer. Merritt used federal Gas Tax Fund to install five UV reactors along with associated mechanical and control systems at each of the wells. The project also saw the construction of a disinfection building along with the installation of chlorine contact piping. The upgrade provides Merritt residents with an additional level of protection to the City's water supply and met a requirement mandated by the Interior Health Authority.

INVESTMENT CATEGORY OVERVIEW: WASTEWATER AND STORM WATER

In 2019, 45 local governments reported 78 community wastewater and storm water infrastructure projects expending \$19.3 million in Gas Tax funding. These projects represent a total project cost of over \$74.6 million.

Projects improved treatment for over 80,000m³ of wastewater everyday. Wastewater projects in British Columbia support 1100 kilometers of storm sewer networks and 1,302 kilometers of sanitary sewer networks, impacting a population of more than 852,000 people.



▲ Wastewater Treatment Plant Aeration System Renewal - Northern Rockies Regional Municipality

Wastewater and Storm Water Outputs: 2019

Infrastructure	Output
Sewage and storm collection lines (metres)	9,717
Manhole and catch basins (#)	96
Wastewater treatment plants (#)	22
Pumps and lift stations (#)	12
Culverts (#)	11
Wastewater outfall and disposal plants (#)	6
Natural assets (#)	6
SCADA System Implementation (#)	6
Generators (#)	3
Wastewater storage tanks (#)	2
Sewage lagoons (#)	2
Septic tanks (#)	1

\$19.3 million
invested in **78 community waste**
and storm water projects in



9,717 metres of sewage & storm
collection lines



PROJECT PROFILE:

KASLO SEWER SYSTEM EXPANSION PHASE ONE VILLAGE OF KASLO

Extension of sanitary sewer service is a priority in the Village of Kaslo where nearly 70% of local residences depend upon onsite sewerage systems that pose a risk to public health and the environment. The recently approved Liquid Waste Management Plan made expansion to residents closest to Kootenay Lake a priority since many of these homes have been built within a floodplain. The project, funded by the federal Gas Tax Fund, will extend service to 60 additional properties, including the community's only licensed daycare facility and a municipal campground. The project will allow the community to densify since larger lots will no longer be required.

INVESTMENT CATEGORY OVERVIEW: SOLID WASTE

In 2019, 13 local governments reported 17 solid waste management infrastructure projects expending \$3.4 million in Gas Tax funding. These projects represent a total project cost of over \$21.9 million and impact a population of more than 180,660.



▲ Church Road Transfer Station - Regional District of Nanaimo

Solid Waste Outputs: 2019

Infrastructure	Output (#)
Landfills and disposals sites	
Building	1
Dump site	2
Landfill decommissioning and closure	2
Site studies	1
Recycling facility	
Building	4
Diversion assets	2
Waste collection and transport	
Building	2
Transfer station assets	2
Waste collection assets	2
Solid waste organics	
Composting facility	4
Organics management systems	1



\$3.4 million
invested in **17 solid waste**
projects in 2019

Over 180,660 residents
benefit from solid waste projects funded by the
federal Gas Tax Fund



PROJECT PROFILE:

COMPOSTER CAPACITY UPGRADE

RESORT MUNICIPALITY OF WHISTLER

The Resort Municipality of Whistler is using federal Gas Tax funding to improve the efficiency of its composting facilities. By constructing a shelter building for woodchips, Whistler has reduced the moisture content in the wood used in the composting process. Lower moisture content in the woodchips allows for increased amounts of organics - such as food scraps and biosolids – to be composted at any one time. The project will also see the introduction of a heat exchange system that will capture and use latent heat naturally generated in the compost process that will be redirected to work areas inside the operations building. Once online, the natural heat will offset propane currently used to heat the building.

INVESTMENT CATEGORY OVERVIEW: COMMUNITY ENERGY SYSTEMS

In 2019, 34 local governments reported 80 community energy system infrastructure projects expending \$4.7 million in Gas Tax funding. These projects represent a total project cost of over \$25.5 million and impact a population of more than 773,750.


Community energy infrastructure is an excellent example of how the GTF responds to a range of local needs and priorities. Over 60% the projects undertaken in this category are retrofits and upgrades of buildings in rural and unincorporated areas of British Columbia.



▲ Solar Electric Panel Farm Array - District of Hudson's Hope

Community Energy Systems Outputs: 2019

Infrastructure	Output (#)
Streetlight replacements	3,780
Heating and cooling equipment	39
Building envelope components	24
Lighting replacements	16
Electric vehicle charging stations	10
Solar energy projects	6
District energy projects	2
Power plants	1
Vehicle fleet conversion	1
Geothermal energy projects	1

 **\$4.7 million**
invested in **80 community energy
systems projects** in 2019

Over 60% of projects
are retrofits & upgrades of buildings in
rural and unincorporated areas of B.C.



PROJECT PROFILE:

PRINCE GEORGE CITY HALL - IT SERVER ROOM AIR CONDITIONING UPGRADE CITY OF PRINCE GEORGE

The City of Prince George used federal Gas Tax funding to add community energy enhancements to its computer server room. The project saw the replacement of a 3-ton water-cooled air conditioning unit with an energy efficient hybrid unit that does not require water. The new unit relies on external air for cooling, significantly reducing its electricity consumption by eliminating compressor operations during much of the fall, winter, and spring. In addition, the new system captures waste heat generated by the servers and directs it to the City Hall's return-air supply.

INVESTMENT CATEGORY OVERVIEW: CULTURAL AND TOURISM INFRASTRUCTURE

In 2019, 28 local governments reported 40 cultural and tourism infrastructure projects expending \$6.3 million in Gas Tax funding. These projects represent a total project cost of over \$8.5 million and impact a population of roughly 1 million British Columbians.

Cultural and Tourism Infrastructure Gas Tax Spending and 2019 Project Count


Investment Category	2019 Projects	2019 Gas Tax Funds	Sum of Total Gas Tax Fund Spending
Cultural Infrastructure	25	\$1,658,613	\$2,611,121
Tourism Infrastructure	15	\$4,680,103	\$5,899,217
Total	40	\$6,338,716	\$8,510,338



▲ Public Library Roof Replacement - City of Prince George

Cultural and Tourism Infrastructure Outputs: 2019

Asset Type	Output
Park (#)	10
Theatres, halls and performing art centres (#)	5
Community centres (#)	5
Visitor information centres (#)	6
Marina or dock, and boat launches (#)	5
Museums (#)	4
Interpretive spaces (#)	4
Libraries (#)	3
Art galleries (#)	2
Playground (#)	1

\$6.3 million 
invested in **40 culture & tourism**
infrastructure projects in 2019

1 million people
impacted by culture and tourism projects
funded by the federal Gas Tax Fund

INVESTMENT CATEGORY OVERVIEW:

BROADBAND CONNECTIVITY, LOCAL AIRPORTS, DISASTER MITIGATION, AND BROWNFIELD REDEVELOPMENT

In 2019, roughly 2% of projects reported were made of the remaining GTF investment categories: disaster mitigation, regional airport, broadband, and brownfield redevelopment.

On-going and complete projects reported the following outputs:

- 3 airport terminal buildings improved
- Over 1,000m² of airport runways and taxiways improved or expanded
- Enhancement or decommission of 2 dams and 2 dikes
- 2 municipal parks protected from flooding
- 3 municipal-wide broadband projects producing more than 45km of fibre optic cable

Gas Tax Spending and 2019 Project Count by Investment Category

Investment Category	2019 Reported Projects	2019 Gas Tax Fund Spending	Estimated Total Project Costs
Disaster Mitigation	7	\$6,021,479	\$27,043,500
Regional and Local Airports	8	\$1,314,547	\$24,218,942
Broadband Connectivity	6	\$513,433	\$15,544,208
Brownfield Redevelopment	1	\$26,539	\$8,824,000
Total	22	\$7,994,044	\$75,830,650

Over 1,000 m²
of airport runways
and taxiways improved
or expanded within BC



\$6 million invested in **disaster mitigation projects** in 2019



More than 45 kilometres of fibre optic cable
laid in three municipal-wide broadband projects





PROJECT PROFILE:
SHUSWAP REGIONAL AIRPORT - TAXIWAY
IMPROVEMENTS
CITY OF SALMON ARM

The District of Salmon Arm used federal Gas Tax funding to leverage a grant from the British Columbia Air Access program for upgrades to the Shuswap Regional Airport. The project will increase safety at the airport by replacing and relocating a gravel runway with 375 metres of paved runway. Landing aircraft are now able to exit the runway in both directions, reducing the amount of time that an aircraft occupies the runway. The redesign of the taxiway also will allow for expansion at the airport by opening up new areas for the construction of hangars, increasing the economic capacity of the airport.



PROJECT PROFILE:

SQUAMISH RIVER DIKE RAISING - UPPER JUDD SLOUGH DISTRICT OF SQUAMISH

The District of Squamish used federal Gas Tax funding to raise the dike along the Squamish River. The project has increased flood protection by raising, widening and strengthening the dike over a distance of 1.2 km. Identified in the District's Integrated Flood Hazard Management as the highest priority project in order to meet provincial standards, the project will enhance protection of residential, commercial and environmentally sensitive areas within the areas of Brackendale, Garibaldi Estates and Squamish Nation reserve lands. The project will also protect critical transportation infrastructure including Highway 99 and CN Rail.

INVESTMENT CATEGORY OVERVIEW:

CAPACITY BUILDING

In 2019, 72 local governments expended \$8.9 million on 151 capacity building projects. These projects benefit populations totalling 1.4 million residents across the province.

Capacity Building Gas Tax Spending and 2019 Project Count


Investment Category	2019 Reported Projects	2019 Gas Tax Fund Spending	Total Gas Tax Fund Spending to Date	Estimated Total Project Costs
Asset Management	53	\$4,185,742	\$7,065,102	\$11,012,751
Integrated Community Sustainability Planning	39	\$1,575,549	\$3,722,448	\$5,511,971
Long-Term Infrastructure Planning	59	\$3,126,712	\$6,208,400	\$83,452,181
Total	151	\$8,888,002	\$16,995,950	\$99,976,903

Long-Term Infrastructure Planning projects represent 39% of projects and 25% of spending in the capacity building category. These projects help local governments develop master plans for wastewater, drinking water, road, and transportation services as well as GHG reduction strategies, air quality plans, energy and water conservation plans and drought management plans.

Integrated Community Sustainability Planning (ICSP) projects represent 26% of projects and 18% of spending in the capacity building category. Beyond creating and enhancing ICSP's, these projects help local governments advance regional growth strategies and community development plans.

Asset Management projects aim to increase local government capacity to undertake asset management planning practices. Within the capacity building investment category, asset management projects account for 35% of projects and 47% of spending.

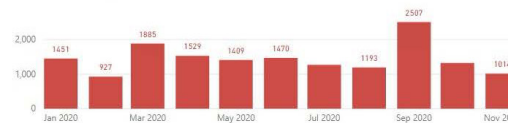
\$8.9 million
invested in **151 capacity**
building projects in 2019



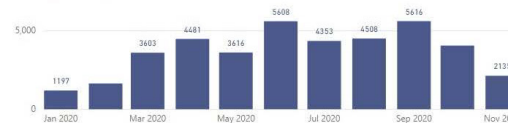
Over 1.4 million residents
benefit from solid waste projects funded by the federal
Gas Tax Fund



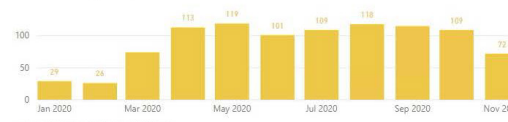
Total Work Orders by Month and Year



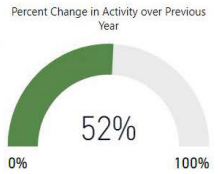
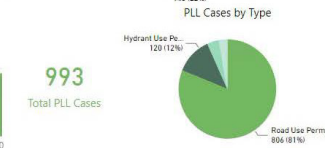
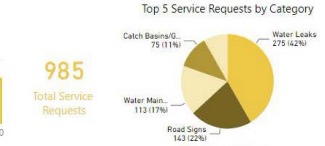
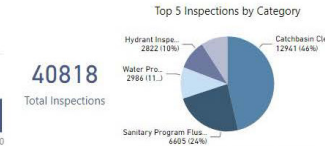
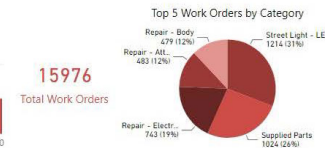
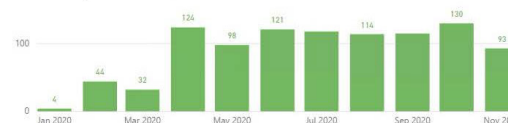
Total Inspections by Month and Year



Total Service Requests by Month and Year



Total Permits by Month and Year



PROJECT PROFILE:

ASSET MANAGEMENT SYSTEM

CITY OF KELOWNA

The City of Kelowna is using federal Gas Tax Funding to implement a corporate Asset Management System (AMS) to manage the City's infrastructure assets. The AMS will be fully integrated with the City's financial system and Geographic Information System and provide a common platform for data entry, maintenance, condition assessment, life cycle analysis, risk and service level assessment, renewal planning and capital delivery optimization. The AMS will also be implemented across all infrastructure service areas including water, storm water, wastewater, fleet, solid waste, parks, buildings and facilities, real estate, transportation and transit. The AMS will strengthen Kelowna's capacity to implement its corporate asset management plan.



Wastewater	Current Performance	Preparedness For The Future
Service Delivery	39%	52%
+ Finance	50%	67%
+ Governance	67%	67%
	52%	62%

Drainage and Flood Protection	Current Performance	Preparedness For The Future
Service Delivery	33%	38%
+ Finance	0%	0%
+ Governance	44%	44%
	26%	27%

Civic Facilities	Current Performance	Preparedness For The Future
Service Delivery	57%	13%
+ Finance	50%	67%
+ Governance	56%	67%
	54%	49%

Transportation	Current Performance	Preparedness For The Future
Service Delivery	33%	38%
+ Finance	50%	67%
+ Governance	56%	78%
	46%	61%



PROJECT PROFILE:

SERVICE SUSTAINABILITY ASSESSMENT TOOL

CITY OF GRAND FORKS

The Service Sustainability Assessment Tool (SSAT) was developed with the support of a Gas Tax – Strategic Priorities Fund award. The SSAT is an innovative and universally available tool designed to help local governments identify services that may become unsustainable, develop plans to improve service sustainability, and effectively communicate these findings to decision makers and the public.

Developed in Microsoft Excel, the SSAT assesses service sustainability in eight core service areas: wastewater, water, drainage and flood protection, transportation, fire protection, parks and recreation, solid waste, and civic facilities.

The SSAT was tested and refined in partnership with the City of Rossland, Village of Salmo, and Districts of Clearwater, Squamish, and Central Saanich. It is designed to reflect common local government services while allowing for substantial personalization to fit the interests of diverse communities. It is the goal of Grand Forks and its partners for the SSAT to find use across Canada.

Grand Forks won the 2018 UBCM Excellence in Asset Management Award – Honourable Mention for their efforts in developing this innovative project.

ASSET MANAGEMENT

During the term of the Gas Tax Agreement, local governments in B.C. are required to work to strengthen their asset management practices and capacity. This work is to be guided by the *Asset Management for Sustainable Service Delivery: A B.C. Framework*. As part of this requirement under the Gas Tax Agreement, local governments commit to asset management practices, and report on those activities, to remain eligible to receive Gas Tax Community Works Funds.

The first phase of meeting the asset management reporting requirements was launched in 2016 with the collection of asset management baseline data from all B.C. local governments. With 100% participation, a report on the aggregate results was released in early 2017 – *Status of Asset Management in British Columbia – Results from the 2016 Gas Tax Fund Asset Management Baseline Survey*.

In 2017, to meet the Phase 2 Gas Tax Agreement requirements, local governments completed an 'Asset Management Commitment Questionnaire' as part of their Annual Expenditure Report. The purpose of this questionnaire was for local governments to identify commitments and/or describe planned improvements that will move them forward with strengthening asset management practices and capacity. The completion of this questionnaire required local governments to revisit the asset management baseline data they provided for the 2016 survey and identify a path forward in making incremental improvements in asset management over the 10 year Gas Tax Agreement.

Phase 3, the final phase, will involve the launching and participation in a final survey – anticipated to be launched sometime in 2022. This survey will be used to develop an asset management outcome report, comparing the aggregate asset management improvements achieved over the course of the Gas Tax Agreement. Individual local governments will also be able to identify their respective improvements made, as well as determine where additional work is needed.

To support local governments in their efforts to improve asset management practices and capacity, UBCM has continued to work with, and support, the activities of Asset Management BC (AMBC). AMBC has been providing B.C. local governments with tools, training and other resources. This includes, but is not limited to the following:

- Development of the *Asset Management for Sustainable Service Delivery: A B.C. Framework*;
- Development of 4 complementary Primers, integrating Climate Change, Natural Assets, Operations & Maintenance, and Land Use Planning with asset management;
- A resource rich website;
- Quarterly newsletters with case studies;
- Education and training through conferences, webinars and workshops; and
- Direct outreach to local governments.

Recently, AMBC has secured funding through the Federation of Canadian Municipalities 'Municipal Asset Management Program' and is delivering free workshops on:

- *Building Awareness for Elected Officials* - Presentations to your Council or Board to increase awareness and support for your asset management practices, and how this is key to sustainable service delivery.
- *Working with Levels of Service* - A series of custom webinars to help you identify your levels of service including processes, tool kits, and coaching to develop and implement a plan for your community.
- *Operationalizing Asset Management* - A unique cohort-based learning experience to help you identify and overcome the barriers to asset management in the areas of organizational culture, structure, and capacity.

More information can be found on the [Asset Management BC website](#).

In addition, UBCM is supporting asset management planning funding through strategic partnerships with the BC Ministry of Municipal Affairs and the Federation of Canadian Municipalities. Additional information on current funding opportunities can be found at:

- [UBCM's Asset Management Planning Program](#)
- [BC Ministry of Municipal Affairs' Infrastructure Planning Grant Program](#)
- [Federation of Canadian Municipalities Municipal Asset Management](#)
- [Gas Tax Fund - Community Works Program](#)

Through the work of Asset Management BC and the financial support of the various funding programs, B.C. local governments have been very active in strengthening their respective asset management practices and capacity. While UBCM will wait for the asset management outcome report anticipated in 2022/23 to confirm, it is clear that B.C. local governments are showing leadership in asset management within their own communities, as well within the province and nationally.



For more information on Asset Management BC, visit their website here.

COMMUNICATION STRATEGY

LOCAL GOVERNMENT OUTREACH

UBCM staff conducts face-to-face meetings with local governments from every region of the province. These meetings offer local government staff the chance to discuss current and future opportunities using federal Gas Tax Funds. In 2019, UBCM staff met with the local governments listed below:

- Alberni Clayoquot Regional District
- Village of Canal Flats
- Central Okanagan Regional District
- City of Colwood
- City of Coquitlam
- Cowichan Valley Regional District
- City of Cranbrook
- City of Duncan
- Regional District of East Kootenay
- District of Elkford
- Township of Esquimalt
- City of Fernie
- District of Invermere
- City of Kelowna
- Village of Keremeos
- City of Kimberley
- Town of Ladysmith
- District of Lake Country
- Town of Lake Cowichan
- City of Maple Ridge
- City of Nanaimo
- Regional District of Nanaimo
- City of New Westminster
- District of North Cowichan
- District of North Saanich
- City of North Vancouver
- Regional District of Okanagan Similkameen
- Town of Oliver
- Town of Osoyoos
- City of Parksville
- District of Peachland
- City of Penticton
- City of Pitt Meadows
- City of Port Alberni
- City of Port Coquitlam
- Town of Princeton
- Town of Qualicum Beach
- Village of Radium Hot Springs
- District of Sparwood
- District of Summerland
- City of Surrey
- District of Tofino
- District of Ucluelet
- City of Victoria
- City of West Kelowna

As part of UBCM's commitment to increasing outreach for the Gas Tax program, staff travelled to three conferences, one convention, and hosted one workshop to deliver Gas Tax Fund presentations to representatives and elected officials from local governments regarding the future grant opportunities and on-going asset management requirements under the renewed GTF. In 2019, the Gas Tax program staff attended the events listed below:

- May 6-9: Canadian Network of Asset Managers Conference
- May 29-31: Government Finance Officers Association of British Columbia Conference
- November 6-7: Asset Management BC Conference
- September 14-19: UBCM Convention
- December 4-5: Annual Gas Tax Fund Workshop

RECIPIENT COMMUNICATION

Recipients of federal Gas Tax Fund in B.C. are proactive in communicating the program's benefits to local residents. Local governments, with support from UBCM, use a variety of means to share information on Gas Tax investments in local infrastructure, including media events, news releases, community events, social media tools, and project signage.

Local events remain a priority feature of communications planning to provide opportunities for federal representatives to participate in announcements and celebration of project completions.

In keeping with practice during federal election years, communications were put on hold leading up to the writ period and up to the announcement of the new federal Cabinet.

UBCM implemented new procedures to collect information on signage installation during the reporting year. At the time of this report, recipients have reported the installation of signage for 58 projects around the province. It is expected that there will be a continuing increase in temporary signage installation over the coming years.

The local governments below undertook coordinated communications through the reporting period:

Recipient	Project	Milestone
Capital Regional District	E&N Trail Phase 2 Completion	Grand Opening
City of Abbotsford	Salton Bridge Completion	Grand Opening
City of Courtenay	5th Street Comprehensive Upgrade	Grand Opening
District of Barriere	Curling Rink Upgrade	Grand Opening
District of Lake Country	New Activity Centre	Groundbreaking
District of Vanderhoof	Aquatic Centre Upgrade	Grand Opening
Regional District of Kitimat Stikine	Upper Skeena Recreation Centre	Grand Opening
Thompson Nicola Regional District	Ferry Road Completion	Grand Opening
TransLink	32 Double Deck Buses	Service Launch
Village of Pemberton	Downtown Revitalization	Grand Opening
All Communities	Community Works Funding	Fund Distribution

CONTACT US

For further information, please contact UBCM Gas Tax Program Services:

525 Government Street
Victoria, BC V8V 0A8
250-356-5134
gastax@ubcm.ca

Find us on [Facebook](#) and [LinkedIn](#) @GasTaxFundinBC, and on [Twitter](#) @UBCM. Please mention us in any posts to your community's social media pages that recognize projects funded by the federal Gas Tax Fund in British Columbia.

Additional resources are available on the [UBCM Gas Tax Program Services website](#).



The Federal Gas Tax Fund in British Columbia
@GasTaxFundinBC on Facebook, July 20, 2020

An exciting announcement from the Town of Golden! The federal Gas Tax Fund is pleased to contribute \$5.87 million in infrastructure and dike improvements funding. @Infrastructure Canada - English

APPENDIX A

FINANCIAL REPORT TABLE

UBCM

	January 1, 2019 to December 31, 2019*	Cumulative Date of Signing
Opening Balance of Unspent Funding	249,375,000.00	
Received from Canada	559,021,000.00	1,879,501,000.00
Interest Earned	6,578,000.00	25,744,000.00
Administrative Cost	1,089,000.00	6,240,000.00
Transferred to Ultimate Recipients	429,594,000.00	1,840,116,000.00
Closing Balance of Unspent Funds	384,291,000.00	

ULTIMATE RECIPIENTS IN AGGREGATE

	January 1, 2019 to December 31, 2019	Cumulative Date of Signing
Opening Balance of Unspent Funding**	789,601,722.00	
Received from UBCM	429,593,994.00	1,840,114,676.00
Interest Earned	16,605,685.00	62,328,535.00
Spent on Eligible Projects***	414,599,153.00	1,597,788,847.00
Closing Balance of Unspent Funding	821,202,248.00	

Footnotes

*** AER UBCM table rounded to '000**

**** Reconciliation of 2019 Opening Balance of Unspent Funds to 2018 Closing Balance of Unspent Funds**

Closing Balance of Unspent Funding December 31, 2018, as previously reported	\$789,602,133.00
--	------------------

Plus: Restatement of Gas Tax balances from prior year period	(\$411.00)
--	------------

Closing balance of Unspent Funding December 31, 2017, as restated	\$789,601,722.00
---	------------------

***** Prior year Adjustments in Current Year**

Total Prior Year Adjustments	(\$2,569,682.94)
------------------------------	------------------

APPENDIX B

RESULTS OF THE ANNUAL UBCM GAS TAX AUDIT

Administrative Agreement on the Federal Gas Tax Fund in British Columbia
Annual Expenditure Report – Federal Gas Tax Fund Receipts and Disbursements of

UNION OF BRITISH COLUMBIA MUNICIPALITIES

And Independent Auditors' Report thereon

For the year ended December 31, 2019



KPMG LLP
PO Box 10426 777 Dunsmuir Street
Vancouver BC V7Y 1K3
Canada
Telephone (604) 691-3000
Fax (604) 691-3031

INDEPENDENT AUDITORS' REPORT

To the President's Committee of the Union of British Columbia Municipalities

Opinion

We have audited the Annual Expenditure Report - Federal Gas Tax Fund Receipts and Disbursements of Union of British Columbia Municipalities (the "Entity"), which comprise:

- the schedule of Federal Gas Tax Fund receipts and disbursements for the year ended December 31, 2019
- and notes to the annual expenditure report, including a summary of significant accounting policies

(Hereinafter referred to as the "Annual Expenditure Report").

In our opinion, the accompanying Annual Expenditure Report for the year ended December 31, 2019 of the Entity is prepared, in all material respects, in accordance with the financial reporting provisions described in Note 2 to the Annual Expenditure Report.

Basis of Opinion

We conducted our audit in accordance with Canadian generally accepted auditing standards. Our responsibilities under those standards are further described in the "***Auditors' Responsibilities for the Audit of the Annual Expenditure Report***" section of our auditors' report.

We are independent of the Entity in accordance with the ethical requirements that are relevant to our audit of the Annual Expenditure Report in Canada and we have fulfilled our other ethical responsibilities in accordance with these requirements.

We believe that the audit evidence we have obtained is sufficient and appropriate to provide a basis for our opinion.

Emphasis of Matter - Financial Reporting Framework

We draw attention to Note 2 in the Annual Expenditure Report, which describes the applicable financial reporting framework and purpose of the Annual Expenditure Report.

As a result, the Annual Expenditure Report may not be suitable for another purpose.

Our opinion is not modified in respect to this matter.

Responsibilities of Management and Those Charged with Governance for the Annual Expenditure Report

Management is responsible for the preparation of the Annual Expenditure Report in accordance with the financial reporting provisions described in Note 2 in the Annual Expenditure Report; this includes determining that the basis of accounting is an acceptable basis for the preparation of the Annual Expenditure Report in the circumstances, and for such internal control as management determines is necessary to enable the preparation of the Annual Expenditure Report that is free from material misstatement, whether due to fraud or error.

Those charged with governance are responsible for overseeing the Entity's financial reporting process.

Auditors' Responsibilities for the Audit of the Annual Expenditure Report

Our objectives are to obtain reasonable assurance about whether the Annual Expenditure Report as a whole are free from material misstatement, whether due to fraud or error, and to issue an auditors' report that includes our opinion.

Reasonable assurance is a high level of assurance, but is not a guarantee that an audit conducted in accordance with Canadian generally accepted auditing standards will always detect a material misstatement when it exists.

Misstatements can arise from fraud or error and are considered material if, individually or in the aggregate, they could reasonably be expected to influence the economic decisions of users taken on the basis of the Annual Expenditure Report.

As part of an audit in accordance with Canadian generally accepted auditing standards, we exercise professional judgment and maintain professional skepticism throughout the audit.

We also:

- Identify and assess the risks of material misstatement of the Annual Expenditure Report, whether due to fraud or error, design and perform audit procedures responsive to those risks, and obtain audit evidence that is sufficient and appropriate to provide a basis for our opinion.

The risk of not detecting a material misstatement resulting from fraud is higher than for one resulting from error, as fraud may involve collusion, forgery, intentional omissions, misrepresentations, or the override of internal control.



- Obtain an understanding of internal control relevant to the audit in order to design audit procedures that are appropriate in the circumstances, but not for the purpose of expressing an opinion on the effectiveness of the Entity's internal control.
- Evaluate the appropriateness of accounting policies used and the reasonableness of accounting estimates and related disclosures made by management.
- Communicate with those charged with governance regarding, among other matters, the planned scope and timing of the audit and significant audit findings, including any significant deficiencies in internal control that we identify during our audit.

A handwritten signature in black ink that reads 'KPMG LLP'. The signature is written in a cursive, stylized font. Below the signature is a single horizontal line that starts under the 'K' and ends under the 'P'.

Chartered Professional Accountants

Vancouver, Canada
July 17, 2020

UNION OF BRITISH COLUMBIA MUNICIPALITIES

Schedule of Federal Gas Tax Fund Receipts and Disbursements
Expressed in thousands of dollars

For the year ended December 31, 2019

	Cumulative from September 19, 2005 to December 31, 2018	For the period from January 1, 2019 to December 31, 2019	Cumulative from September 19, 2005 to December 31, 2019
Opening Balance of Unspent Funds	\$ -	\$ 249,375	\$ -
Received from Canada	2,958,867	559,021	3,517,888
Investment Income	34,760	6,578	41,338
Sub-Total (total available for transfer and spending)	2,993,627	814,974	3,559,226
Transferred to Eligible Recipients	2,734,263	429,594	3,163,857
Spent on Administration Costs	9,989	1,089	11,078
Sub-Total (total transfer and spending)	2,744,252	430,683	3,174,935
Closing Balance of Unspent Funds	\$ 249,375	\$ 384,291	\$ 384,291

See accompanying notes to the Annual Expenditure Report – Federal Gas Tax Funds Receipts and Disbursements.

UNION OF BRITISH COLUMBIA MUNICIPALITIES

Notes to Annual Expenditure Report – Federal Gas Tax Funds Receipts and Disbursements

For the year ended December 31, 2019

1. Background:

On September 19, 2005, the Union of British Columbia Municipalities (the “UBCM”), the Government of Canada (“Canada”) and the Province of British Columbia (the “Province”) entered into the Agreement on the Transfer of Federal Gas Tax Revenues under the New Deal for Cities and Communities 2005 - 2015 (the “First Agreement”). The First Agreement was focused on achieving three environmental sustainability outcomes: reduced greenhouse gas emissions, cleaner water and cleaner air with reliable and predictable funding. The First Agreement resulted in contributions of \$635,599,000 to local governments and other eligible recipients in British Columbia from 2005/2006 to 2009/2010 through three delivery mechanisms: a Community Works Fund, a Strategic Priorities Fund and an Innovations Fund (collectively the “Gas Tax Fund”). On March 17, 2008, the First Agreement was amended to provide additional contributions of \$1,002,788,000 from 2011/2012 to 2013/2014.

The First Agreement provided funding for local governments and other eligible recipients in British Columbia for a variety of capital and planning projects. Eligible project categories included:

- (a) Public transit,
- (b) Community energy systems,
- (c) Solid waste management,
- (d) Water and wastewater; and
- (e) Capacity building.

Effective April 1, 2014, the UBCM, Canada and the Province entered into the Administrative Agreement on the Federal Gas Tax Fund in British Columbia (the “Agreement”). The First Agreement was terminated as of April 1, 2014, and the Gas Tax Fund was transitioned from the First Agreement to the Agreement. The Agreement builds on the First Agreement, and is focused on helping communities build and revitalize public infrastructure that supports national objectives of productivity and economic growth, a clean environment and strong cities and communities. The Agreement is effective until March 31, 2024.

UBCM administered the funding under both the First Agreement and the Agreement, and was responsible for reporting to Canada and the Province on the use of funding and outcomes achieved in accordance with the terms of the First Agreement and the Agreement.

UNION OF BRITISH COLUMBIA MUNICIPALITIES

Notes to Annual Expenditure Report - Federal Gas Tax Funds Receipts and Disbursements (continued)

For the year ended December 31, 2019

1. Background (continued):

Under the Agreement, the Gas Tax Fund continues to provide funding for local governments and other eligible recipients in British Columbia for a variety of capital and planning projects. In addition to the eligible project categories under the First Agreement, the Agreement includes the following new eligible project categories:

- | | |
|----------------------------------|----------------------------------|
| (a) Local roads and bridges, | (h) Brownfield redevelopment, |
| (b) Highways, | (i) Sport infrastructure, |
| (c) Short-sea shipping, | (j) Recreational infrastructure, |
| (d) Short-line rail, | (k) Cultural infrastructure, |
| (e) Regional and local airports, | (l) Tourism infrastructure; and |
| (f) Broadband connectivity, | (m) Disaster mitigation. |
| (g) Drinking water, | |

2. Basis of accounting:

The Annual Expenditure Report - Federal Gas Tax Funds Receipts and Disbursements of UBCM (the "Annual Expenditure Report") has been prepared in accordance with the following recognition and measurement principles:

- (a) amount received from Canada and amount transferred to eligible recipients are recognized and measured on a cash basis of accounting; and
- (b) investment income and amount spent on administration costs are recognized and measured on an accrual basis of accounting.

The Annual Expenditure Report is not prepared in accordance with the presentation principles or the presentation of all the financial statements and related note disclosures required for a complete set of financial statements.

The Annual Expenditure Report is prepared for UBCM to meet its obligations under Section 8 of Annex B and Section 1 of Schedule D of the Agreement. As a result, the Annual Expenditure Report may not be suitable for another purpose.

APPENDIX C

LIST OF ALL PROJECTS REPORTED IN 2019

2019 Gas Tax Project List

Projects as Reported by Ultimate Recipients Between January 1, 2019 and December 31, 2019.

The data found within this report is for information purposes only and is subject to change

Ultimate Recipient	Project Title	Investment Category	Funds Spent	Complete
Abbotsford	Cannell Water Treatment Plant - Design & Construction	Drinking Water	\$ 5,765.87	N
Abbotsford	Rural Uplands Drainage Area - Culvert Condition Assessment	Capacity Building - AM	\$ 5,290.22	N
Abbotsford	City Bridges Betterment Project	Local Roads Bridges Active Transportation	\$ 334,069.38	N
Abbotsford	Mason Street Construction - Wheel to Marshall	Local Roads Bridges Active Transportation	\$ 67.05	N
Abbotsford	City Centre Neighbourhood Plan Development - Abbotsford	Capacity Building - ICSP	\$ 4,536.50	N
Abbotsford	Historic Downtown Neighbourhood Plan - Abbotsford	Capacity Building - ICSP	\$ 6,440.28	N
Abbotsford	Marshall Wells Disinfection Station - Ammonia Scrubber	Drinking Water	\$ 48.12	N
Abbotsford	Drinking Water Wells Infrastructure Renewal - Various Locations	Drinking Water	\$ 88,744.53	N
Abbotsford	McKee Neighbourhood Plan - Abbotsford	Capacity Building - ICSP	\$ 556.50	N
Abbotsford	Matsqui Slough - Bridge Replacement	Local Roads Bridges Active Transportation	\$ 16,294.90	N
Abbotsford	Blue Jay Rd Widening - Maclure to Cardinal	Local Roads Bridges Active Transportation	\$ 703,000.00	N
Abbotsford	2017 Sidewalk Projects - Beaver St and Dolphin Cres	Local Roads Bridges Active Transportation	\$ 632.63	Y
Abbotsford	Active Transportation Overpass - Salton Rd and Hwy 1	Local Roads Bridges Active Transportation	\$ 343,909.38	Y
Abbotsford	Floodbox Assessment - Matsqui and McLennan Pump Stations	Capacity Building - AM	\$ 1,000.00	Y
Abbotsford	Pedestrian Crosswalk Upgrade Program - Abbotsford	Local Roads Bridges Active Transportation	\$ 397,000.00	Y
Abbotsford	Jubilee Park Upgrades	Recreational Infrastructure	\$ 700,500.82	Y
Abbotsford	Culvert Replacement: 3495 Bradner Rd.	Wastewater	\$ 51,836.02	N
Abbotsford	Culvert Replacement: 28265 Huntingdon Rd	Wastewater	\$ 26,977.90	N
Abbotsford	Culvert Replacement: 6670 Lefeuve Road	Wastewater	\$ 12,357.47	Y
Abbotsford	Fraser Highway Phase 1 Improvements	Local Roads Bridges Active Transportation	\$ 157,966.01	N
Abbotsford	Sidewalk & Lighting Improvements - King Rd and Riverside Rd	Local Roads Bridges Active Transportation	\$ 308,504.26	N
Abbotsford	Tourism Office Expansion at Centennial Library	Tourism Infrastructure	\$ 500,000.00	N
Abbotsford	Asset Management - City-owned Bridges Project (2019)	Capacity Building - AM	\$ 114,837.24	N
Abbotsford	Emergency Replacement of Rural Uplands Culverts 2019	Wastewater	\$ 22,668.27	N
Abbotsford	2019 Sidewalk Program	Local Roads Bridges Active Transportation	\$ 62,102.71	N
Abbotsford	New Concrete Curbing - Waterleaf place	Local Roads Bridges Active Transportation	\$ 5,678.40	N
Abbotsford	Matsqui Slough PS Floodbox Joint & Crack Sealing	Wastewater	\$ 8,333.99	N
Abbotsford	Asset replacement (DeJong Pump Station)	Wastewater	\$ 46,566.58	N
Abbotsford	Asset Replacement - (Vanderloo Pump Station)	Wastewater	\$ 35,345.34	N
Abbotsford	Abbotsford Parks and Recreation Commission - Fees & Charges Review	Capacity Building - LTIP	\$ 22,067.00	N
Abbotsford	Boat Launch Facility - Regional Park	Recreational Infrastructure	\$ 12,862.90	N
Abbotsford	Vye Road Overpass	Local Roads Bridges Active Transportation	\$ 686,754.10	N
Abbotsford	JAMES Plant Ultraviolet (UV) Disinfection Project	Wastewater	\$ 1,440,459.25	N
Alberni-Clayoquot	Asset Management Implementation Project	Capacity Building - AM	\$ 122,306.64	N
Alberni-Clayoquot	Consolidated Strategic Landfill Diversion Program	Solid Waste	\$ 83,147.37	N
Alberni-Clayoquot	Beaver Creek Community Club Playground Installation	Recreational Infrastructure	\$ 2,168.86	N
Alberni-Clayoquot	Water System Upgrades - Community of Millstream	Drinking Water	\$ 30,025.00	N
Alberni-Clayoquot	Sproat Lake Community Hall - Various Upgrades	Recreational Infrastructure	\$ 111,183.13	N
Alberni-Clayoquot	Cherry Creek Waterworks District - Watermain Replacement	Drinking Water	\$ 625,000.00	Y
Alberni-Clayoquot	Beaver Creek Community Club - Hall Upgrade	Recreational Infrastructure	\$ 3,635.49	N
Alberni-Clayoquot	Alberni Valley Regional Airport Expansion and Instrument Approach Implementation	Regional and Local Airports	\$ 30,000.00	N

2019 Gas Tax Project List

Projects as Reported by Ultimate Recipients Between January 1, 2019 and December 31, 2019.

The data found within this report is for information purposes only and is subject to change

Ultimate Recipient	Project Title	Investment Category	Funds Spent	Complete
Alert Bay	Village of Alert Bay: Poplar Rd and Larch St - Sewer Replacement and Construction Project	Wastewater	\$ 186,290.13	N
Armstrong	Stormwater Collection System Improvements - Armstrong	Wastewater	\$ 383,195.02	Y
Armstrong	Asset Management Program	Capacity Building - AM	\$ 6,562.50	N
Ashcroft	Ashcroft Water Treatment Plant Construction	Drinking Water	\$ 980,766.00	N
Ashcroft	Sewer Treatment Plant Upgrades	Wastewater	\$ 127,000.00	Y
Barriere	Riverwalk Wastewater Treatment Plan Re-Greening Project	Wastewater	\$ 6,672.57	Y
Barriere	Siska Wastewater Software Upgrade	Wastewater	\$ 719.01	Y
Bowen Island	Sanitary Pump Station Upgrade	Wastewater	\$ 104,350.00	N
Bowen Island	Cardena Road Widening	Local Roads Bridges Active Transportation	\$ 85,000.00	N
Bulkley-Nechako	Village of Telkwa - Recreation Field Improvements	Recreational Infrastructure	\$ 100,000.00	Y
Bulkley-Nechako	Vanderhoof Aquatic Centre	Recreational Infrastructure	\$ 70,000.00	Y
Bulkley-Nechako	Village of Telkwa - Municipal Hall Heating System Upgrades	Community Energy Systems	\$ 25,000.00	Y
Bulkley-Nechako	Fort Fraser Water System Backup Generator	Drinking Water	\$ 60,500.00	Y
Bulkley-Nechako	Vanderhoof Recreation Fields Improvements - Phase 2	Recreational Infrastructure	\$ 9,275.98	Y
Bulkley-Nechako	District of Vanderhoof - Skatepark Construction	Recreational Infrastructure	\$ 100,000.00	Y
Bulkley-Nechako	Bulkley Valley Aquatic Centre - Air Distribution System Improvements - Dehumidifier Installation	Recreational Infrastructure	\$ 37,032.64	Y
Bulkley-Nechako	Lakes District Fall Fair - Well Drilling Project	Drinking Water	\$ 21,514.89	Y
Bulkley-Nechako	Rose Lake Community Hall - Kitchen Expansion	Recreational Infrastructure	\$ 5,000.00	Y
Bulkley-Nechako	Recycling Depot Expansion - Smithers-Telkwa Transfer Station - Phase 2	Solid Waste	\$ 69,027.33	Y
Bulkley-Nechako	Recycling Depot Expansion - Vanderhoof Transfer Station - Phase 2	Solid Waste	\$ 28,016.51	N
Bulkley-Nechako	Francois-Tchesinkut Recreation Commission Floor and Kitchen Upgrades	Recreational Infrastructure	\$ 15,563.08	Y
Bulkley-Nechako	Town of Smithers Airport Terminal Expansion	Regional and Local Airports	\$ 400,000.00	Y
Bulkley-Nechako	Bulkley Valley Child Development Centre - Energy Upgrades	Community Energy Systems	\$ 27,011.54	Y
Bulkley-Nechako	Town of Smithers Public Transit Bus Lease Contribution	Public Transit	\$ 10,000.00	N
Burnaby	City-wide Fibre Optic Network Installation - Burnaby	Broadband Connectivity	\$ 87,700.00	Y
Burnaby	Shadbolt Centre for the Arts - Exterior Walkway and Entrance Construction	Cultural Infrastructure	\$ 54,631.95	Y
Burnaby	Central Park - Perimeter Trail - Section 3	Recreational Infrastructure	\$ 444,000.00	N
Burnaby	Paving of the Trans Canada Urban Trail	Recreational Infrastructure	\$ 357,681.69	Y
Burns Lake	8th Ave Road Resurfacing Project	Local Roads Bridges Active Transportation	\$ 198,084.24	Y
Cache Creek	Cache Creek Wastewater Treatment Plant and Pump Station Upgrade	Wastewater	\$ 415,026.81	N
Campbell River	LED Street Light Conversion - Campbell River	Local Roads Bridges Active Transportation	\$ 49,949.11	N
Campbell River	Marine Foreshore Restoration	Wastewater	\$ 23,402.67	N
Campbell River	Municipal Building Energy Retrofits - Campbell River	Community Energy Systems	\$ 25,495.40	Y
Campbell River	Asphalt Overlay Project	Local Roads Bridges Active Transportation	\$ 517,793.37	N
Campbell River	Robron Park Fieldhouse Construction	Recreational Infrastructure	\$ 3,990.59	N
Campbell River	Robron Community Sports Field - Artificial Turf Installation	Sport Infrastructure	\$ 100,000.00	N
Campbell River	Walter Morgan Studio - Heritage Site Rehabilitation	Cultural Infrastructure	\$ 174,275.79	Y
Campbell River	Big Rock Boat Ramp Replacement	Recreational Infrastructure	\$ 89,537.10	Y
Campbell River	Road Shoulder Improvements - Petersen Rd Shetland Rd and Willis Rd	Local Roads Bridges Active Transportation	\$ 1,389.91	Y
Campbell River	Pathway Construction - Ostler Park to 3.5 Acres Site	Local Roads Bridges Active Transportation	\$ 213,554.45	N
Campbell River	New Downtown Outdoor Washroom at 11th and Cedar Street	Recreational Infrastructure	\$ 44,655.21	N

2019 Gas Tax Project List

Projects as Reported by Ultimate Recipients Between January 1, 2019 and December 31, 2019.

The data found within this report is for information purposes only and is subject to change

Ultimate Recipient	Project Title	Investment Category	Funds Spent	Complete
Campbell River	New Sidewalk Infill and Expansion at McPhedran Rd South	Local Roads Bridges Active Transportation	\$ 83,604.73	N
Campbell River	New Transit Bus Shelters around Campbell River	Public Transit	\$ 50,250.77	N
Campbell River	New Street Light Infill - Campbell River (Various Locations)	Local Roads Bridges Active Transportation	\$ 49,030.66	N
Campbell River	Willis Road and 2nd Avenue Connection Enhancement	Local Roads Bridges Active Transportation	\$ 5,033.26	N
Campbell River	Sportsplex Rehabilitation and Expansion at Willow Point Park on 1800 S Alder St Campbell River	Recreational Infrastructure	\$ 3,148.58	N
Canal Flats	OCP Rewrite and Zoning Bylaw Update - Canal Flats	Capacity Building - ICSP	\$ 14,911.00	Y
Canal Flats	Burns Avenue Waterline Upgrade	Drinking Water	\$ 51,315.00	Y
Canal Flats	Recreation Master Plan	Capacity Building - LTIP	\$ 3,380.00	N
Capital	Expansion of SEAPARC Leisure Complex Fitness & Multi-Purpose Space	Recreational Infrastructure	\$ 1,242,670.00	N
Capital	Gardom Pond Dam Decommissioning	Disaster Mitigation	\$ 62,804.21	N
Capital	Ganges Boardwalk and Pecks Cove Park Development Plan	Capacity Building - LTIP	\$ 3,362.50	N
Capital	Maliview Sewer System Upgrades	Wastewater	\$ 74,686.53	N
Capital	North Ganges Transportation Plan - Phase 2 - Infrastructure Improvements	Local Roads Bridges Active Transportation	\$ 26,908.34	N
Capital	Southern Gulf Islands - Corporate Asset Management Plan	Capacity Building - AM	\$ 8,576.71	Y
Capital	Sewer and Water Asset Management Plan Development - Community of Salt Spring Island	Capacity Building - AM	\$ 9,908.19	N
Capital	Wilderness Mountain Water Service Options Analysis	Capacity Building - LTIP	\$ 360.01	N
Capital	Centennial Park Upgrades Phase 1 - Community of Salt Spring Island	Recreational Infrastructure	\$ 100,157.86	N
Capital	Sheringham Point Lighthouse Access Road: Resurfacing and Upgrades	Local Roads Bridges Active Transportation	\$ 20,000.00	Y
Capital	Art Morris Ball Park Softball Field Improvements	Recreational Infrastructure	\$ 2,500.00	Y
Capital	Sheringham Waterworks: Water Storage Expansion	Drinking Water	\$ 50,000.00	N
Capital	Bulk Water Station - Otter Point Road	Drinking Water	\$ 50,000.00	N
Capital	BC Housing-funded Social housing complex on Salt Spring Island - Building HVAC Upgrades to Increase Efficient Use of Energy	Community Energy Systems	\$ 50,000.00	N
Capital	Community Plan relating to the CRD Regional Growth Strategy: Salt Spring Island Resilient Food and Agriculture System	Capacity Building - ICSP	\$ 15,000.00	N
Capital	Salt Spring Island Climate Action Plan Version 2.0	Capacity Building - ICSP	\$ 15,000.00	N
Capital	The Root Community Centre -Water Treatment System and HVAC Upgrades	Recreational Infrastructure	\$ 75,000.00	N
Capital	Water Conservation System Installation	Drinking Water	\$ 100,000.00	N
Capital	Pathway: Booth Canal to Vesuvius Road	Local Roads Bridges Active Transportation	\$ 22,031.34	N
Capital	Installation of Electric Vehicle Chargers at Rainbow Road Aquatic Centre and Portlock Park	Community Energy Systems	\$ 9,333.53	Y
Capital	Fulford Water Main Replacement	Drinking Water	\$ 1,147.50	N
Capital	Potable Water Supply - 161 Drake Rd	Drinking Water	\$ 33,234.50	Y
Capital	Dam Safety Improvements - Seismic Design	Disaster Mitigation	\$ 8,028.54	N
Capital	Integrated Community Connectivity Planning in the Southern Gulf Islands	Capacity Building - ICSP	\$ 5,504.28	N
Capital	Saturna Firehall Emergency Services Facility Upgrade - Solar Panel Installation	Community Energy Systems	\$ 20,000.00	N
Capital	Renovation of Mayne Island's Old Facility to a Community Centre	Recreational Infrastructure	\$ 15,000.00	N
Capital	Saturna Recreation Centre Solar Panel Installation	Recreational Infrastructure	\$ 20,000.00	N
Capital	Piers Island Water Tank Replacement Project	Drinking Water	\$ 50,000.00	N
Capital	Integrated Community Sustainability Plan / Climate Action Plan Capacity	Capacity Building - ICSP	\$ 25,500.00	Y
Capital	Climate Change and Renewable Energy Information and Visitor Centre	Tourism Infrastructure	\$ 25,000.00	N

2019 Gas Tax Project List

Projects as Reported by Ultimate Recipients Between January 1, 2019 and December 31, 2019.

The data found within this report is for information purposes only and is subject to change

Ultimate Recipient	Project Title	Investment Category	Funds Spent	Complete
Capital	Galiano Golf Course - Water Distribution Improvements	Recreational Infrastructure	\$ 7,955.00	N
Capital	Community Sustainability Planning: Economic Sustainability and Partnerships in Southern Gulf Islands	Capacity Building - ICSP	\$ 25,000.00	N
Capital	Galiano Museum Parking Lot Construction	Cultural Infrastructure	\$ 5,000.00	Y
Capital	Construction of a Park Shelter at Coppermine Park	Recreational Infrastructure	\$ 10,000.00	Y
Capital	Port Renfrew - Stormwater Pump Installation Project	Wastewater	\$ 7,951.83	Y
Cariboo	Regional Solid Waste Diversion Improvements - Roll Off Recycle Bin Purchase	Solid Waste	\$ 16,519.20	Y
Cariboo	Solid Waste Management Plan Update - Rural Refuse Waste Audits	Capacity Building - LTIP	\$ 30,000.00	Y
Cariboo	Lexington Water System Upgrades	Drinking Water	\$ 226,134.68	Y
Cariboo	Red Bluff Sewer System Upgrades	Wastewater	\$ 35,731.20	N
Cariboo	Solid Waste Management Plan Update - Solid Waste Conformance Review	Capacity Building - LTIP	\$ 98,600.00	Y
Cariboo	Benjamin Water System - Pumphouse Improvements	Drinking Water	\$ 34,802.80	N
Cariboo	Deka Lake Firehall - Energy Efficiency Upgrade	Community Energy Systems	\$ 66,298.90	Y
Cariboo	Lac La Hache Fire Hall - Window Upgrade	Community Energy Systems	\$ 2,105.56	Y
Cariboo	West Fraser Firehall - Energy Efficiency Upgrades	Community Energy Systems	\$ 25,000.00	Y
Cariboo	Wildwood Volunteer Fire Department - Energy Efficiency Upgrades	Community Energy Systems	\$ 25,000.00	Y
Cariboo	99 Mile Cross Country Ski Trails - LED Lighting Installation	Community Energy Systems	\$ 40,000.00	Y
Cariboo	Lighting Upgrade at Forest Grove Legion	Community Energy Systems	\$ 6,203.75	Y
Cariboo	Drinking Water Well at Big Lake Community Hall	Drinking Water	\$ 14,294.12	Y
Cariboo	Upgrades to Public Washrooms at Lone Butte Water Tower	Community Energy Systems	\$ 14,459.46	Y
Cariboo	Upgrades to Gavin Lake Forest Education Center	Tourism Infrastructure	\$ 6,205.45	N
Cariboo	Lighting Upgrade - South Cariboo Curling Rink	Community Energy Systems	\$ 1,295.25	Y
Cariboo	Energy Efficiency Upgrades to the Forest Grove Community Hall	Community Energy Systems	\$ 38,000.00	Y
Cariboo	Upgrade to Gibraltar Room HVAC System	Community Energy Systems	\$ 71,007.00	Y
Cariboo	Roof Insulation Upgrade at the South Cariboo Curling Rink	Community Energy Systems	\$ 30,000.00	Y
Cariboo	Heater Replacement at the Cedar City Museum in Likely BC	Community Energy Systems	\$ 5,316.37	Y
Cariboo	Upgrade of the Ice Plant Chiller system at the Cariboo Memorial Complex	Recreational Infrastructure	\$ 480,000.00	Y
Castlegar	Columbia Ave Infrastructure Redevelopment Phase I	Local Roads Bridges Active Transportation	\$ 350,000.00	Y
Castlegar	City Hall Solar Energy Project	Community Energy Systems	\$ 4,400.00	Y
Castlegar	Rehabilitation of Rail Track and Structures	Short-Line Rail	\$ 118,045.43	Y
Castlegar	Asset Management & Climate Change Prioritization Framework	Capacity Building - AM	\$ 11,907.00	Y
Castlegar	City of Castlegar Asset Management & Climate Change Prioritization Framework	Capacity Building - AM	\$ 250,000.00	Y
Central Coast	Centennial Pool Renewal	Recreational Infrastructure	\$ 8,728.26	N
Central Coast	Denny Island Community Water System	Drinking Water	\$ 23,997.68	N
Central Coast	Denny Island Community Water System (17-2184-SPF)	Drinking Water	\$ 777.50	N
Central Kootenay	SCADA System - Wynndel Water District	Drinking Water	\$ 34,750.00	Y
Central Kootenay	Creston Community Park Upgrade	Recreational Infrastructure	\$ 2,634,568.90	N
Central Kootenay	Nelson Cycling Club - Trail Network CAP Upgrades	Recreational Infrastructure	\$ 12,500.00	Y
Central Kootenay	Ymir Reservoir Replacement Engineering	Drinking Water	\$ 22,755.65	Y
Central Kootenay	Trails for Creston Valley Society - Char Creek Giant Cedars Trail	Recreational Infrastructure	\$ 6,250.00	Y
Central Kootenay	Riondel & District Curling Club - Ice Plant Upgrades	Recreational Infrastructure	\$ 2,500.00	Y

2019 Gas Tax Project List
Projects as Reported by Ultimate Recipients Between January 1, 2019 and December 31, 2019.
The data found within this report is for information purposes only and is subject to change

Ultimate Recipient	Project Title	Investment Category	Funds Spent	Complete
Central Kootenay	Kootenay Lake - Water Quality Improvement Project - Sewage Pump-out Stations	Wastewater	\$ 3,750.00	Y
Central Kootenay	Nelson Cares Society - Ward Street Place Energy Upgrade	Community Energy Systems	\$ 3,500.00	Y
Central Kootenay	Mt Abriel Trail Network Development - Phase 1	Recreational Infrastructure	\$ 5,000.00	Y
Central Kootenay	Woodland Heights Water System - Water Quality Upgrades	Drinking Water	\$ 14,052.88	N
Central Kootenay	Prince Charles Theater Sound and Lighting Systems Upgrade	Cultural Infrastructure	\$ 15,000.00	N
Central Kootenay	Creston Golf Course Water Management Initiative	Wastewater	\$ 82,500.00	N
Central Kootenay	Kaslo Area Trail Enhancement Project	Recreational Infrastructure	\$ 22,162.50	N
Central Kootenay	North Kootenay Lake Broadband Fibre Backhaul and Last Mile Infrastructure	Broadband Connectivity	\$ 56,250.00	N
Central Kootenay	Nelson Tennis Club - MultiSport Complex Phase 2 Project	Recreational Infrastructure	\$ 26,250.00	N
Central Kootenay	Community Skating Facility at Morning Mountain Regional Park - Enhancement Project	Recreational Infrastructure	\$ 21,192.75	N
Central Kootenay	Procter Hall Energy Infrastructure Upgrade and Solar Project	Community Energy Systems	\$ 99,210.00	N
Central Kootenay	Salmo Valley Recreational Trail Expansion Project	Recreational Infrastructure	\$ 108,180.00	N
Central Kootenay	Storbo Road Water Users Society Infrastructure Upgrades Project	Drinking Water	\$ 18,750.00	N
Central Kootenay	Lister Water System Long -Term Infrastructure Capacity Project	Capacity Building - LTIP	\$ 28,284.36	N
Central Kootenay	Woodbury Village Water System - Water Reservoir Structural Banding Upgrade Project	Drinking Water	\$ 30,000.00	Y
Central Kootenay	North Shore Hall Sound Insulation & Acoustic Upgrade	Recreational Infrastructure	\$ 33,609.84	Y
Central Okanagan	Joe Rich Community Water Supply	Drinking Water	\$ 745.90	N
Central Okanagan	Falcon Ridge Water System - New Filtration System Installation	Drinking Water	\$ 11,900.00	Y
Central Okanagan	Star Park - Trail Connection to Trepanier Creek Regional Park	Recreational Infrastructure	\$ 1,209.20	N
Central Okanagan	Fintry Access 2 - Swim Raft Construction	Recreational Infrastructure	\$ 9,702.82	Y
Central Okanagan	Killiney Park Improvements	Recreational Infrastructure	\$ 15,000.00	Y
Central Okanagan	Fintry Boat Launch & Killiney Beach Park Flood Improvements	Recreational Infrastructure	\$ 135,000.00	Y
Central Okanagan	Killiney Beach - Upgrades to Roadway access and walking paths	Recreational Infrastructure	\$ 32,660.83	Y
Central Okanagan	Regional Strategic Transportation Plan	Capacity Building - LTIP	\$ 200,652.86	N
Central Saanich	2019 Road Surface Reconstruction and Repair Projects (Various Locations)	Local Roads Bridges Active Transportation	\$ 618,000.00	Y
Chase	Clean Water Conservation and Protection Strategy	Capacity Building - ICSP	\$ 36,501.15	Y
Chetwynd	Sewer Treatment Plant Debt Servicing - Chetwynd	Wastewater	\$ 97,823.56	N
Chetwynd	Debt Servicing - East Trunk Main	Wastewater	\$ 74,688.55	N
Chetwynd	Bike and Pathway Construction	Recreational Infrastructure	\$ 100,290.86	N
Chilliwack	Sardis Rail Trail - Extension	Local Roads Bridges Active Transportation	\$ 215,919.44	N
Chilliwack	Chilliwack Curling Club and Community Centre - New Construction	Recreational Infrastructure	\$ 130,423.94	Y
Chilliwack	Rehabilitation of Roads and Bike Lanes (Various locations)	Local Roads Bridges Active Transportation	\$ 1,436,000.00	Y
Chilliwack	Community Sustainability Plan Development	Capacity Building - ICSP	\$ 209,084.74	Y
Clearwater	Water and Sanitary Asset Management Planning Improvements	Capacity Building - AM	\$ 38,902.10	N
Clearwater	Well #3 and Pumphouse Project Completion	Drinking Water	\$ 90,497.48	Y
Coldstream	Coldstream Creek Pathway Phase 4	Recreational Infrastructure	\$ 17,464.00	Y
Columbia Shuswap	Visitor Information Kiosks Project - Various Locations	Tourism Infrastructure	\$ 33,675.33	N
Columbia Shuswap	Swanson Road Lake - Playground and Park Infrastructure	Recreational Infrastructure	\$ 41,029.44	Y
Columbia Shuswap	South Shuswap Area - Recreation Trail Planning	Capacity Building - LTIP	\$ 29,106.75	Y

2019 Gas Tax Project List
 Projects as Reported by Ultimate Recipients Between January 1, 2019 and December 31, 2019.
 The data found within this report is for information purposes only and is subject to change

Ultimate Recipient	Project Title	Investment Category	Funds Spent	Complete
Columbia Shuswap	Notch Hill Town Hall - Furnace Insulation Improvements	Community Energy Systems	\$ 208.64	Y
Columbia Shuswap	Ranchero Deep Creek Fire Hall - Water System Assessment - Initial Phase	Capacity Building - LTIP	\$ 1,449.75	N
Columbia Shuswap	Salmon River Road Parallel Trail - Construction	Recreational Infrastructure	\$ 180,786.00	Y
Columbia Shuswap	Golden Rodeo Grounds - Washroom Upgrades	Recreational Infrastructure	\$ 16,924.90	Y
Columbia Shuswap	Cedar Lake Recreation Site Improvements	Recreational Infrastructure	\$ 42,138.01	N
Columbia Shuswap	Electoral Area A and Town of Golden - Shared Recreation Facilities Improvement Project	Recreational Infrastructure	\$ 35,000.00	N
Columbia Shuswap	John Evdokimoff Park Upgrades - Phase 2	Recreational Infrastructure	\$ 4,540.40	N
Columbia Shuswap	Ranchero Fire Hall Water System Upgrade - Phase 1	Capacity Building - LTIP	\$ 24,538.06	N
Columbia Shuswap	Asset Management Resource Plan Implementation	Capacity Building - AM	\$ 23,992.46	N
Columbia Shuswap	Bulk Water Fill Station Construction - Sorrento Blind Bay Park	Drinking Water	\$ 4,946.75	N
Columbia Shuswap	Sunnybrae Waterworks - Communications system	Drinking Water	\$ 9,638.86	N
Columbia Shuswap	Salmon Valley Seniors Society - floor replacement	Cultural Infrastructure	\$ 23,402.96	Y
Columbia Shuswap	Salmon River Rd Parallel Trail Construction	Local Roads Bridges Active Transportation	\$ 146,478.03	Y
Columbia Shuswap	Falkland Waterworks - Reservoir Project	Capacity Building - LTIP	\$ 6,550.25	N
Columbia Shuswap	Falkland Curling Club - facility upgrades	Recreational Infrastructure	\$ 12,226.75	Y
Colwood	Ocean Blvd Pump Station Protection and Relocation Plan Phase 2	Capacity Building - LTIP	\$ 9,084.00	N
Colwood	Metchosin Rd Improvements - Benhomer Rd to Cotlow Rd	Local Roads Bridges Active Transportation	\$ 45,994.00	N
Colwood	Painter Rd Improvements	Local Roads Bridges Active Transportation	\$ 47,204.00	N
Comox Valley	Denman Island - Cross Island Greenway and Trail Project	Local Roads Bridges Active Transportation	\$ 1,356.10	N
Comox Valley	Comox Valley Sustainability Strategies (CVSS)-Implementation Phase	Capacity Building - ICSP	\$ 1,249.48	N
Comox Valley	King Coho Wastewater Treatment Plant - Asset Management Plan Condition Assessment and Capital Upgrades	Wastewater	\$ 6,856.79	N
Comox Valley	Lower Lazo Watershed Drainage Assessment	Capacity Building - LTIP	\$ 22,666.21	Y
Comox Valley	Tsolum River Agricultural Watershed Planning	Capacity Building - ICSP	\$ 650.00	Y
Comox Valley	Denman Island - Water Master Plan	Capacity Building - LTIP	\$ 6,306.74	N
Comox Valley	Seal Bay Nature Park Management and Implementation Plan (Phase One) - Parking Lot Construction	Recreational Infrastructure	\$ 311,108.63	Y
Comox Valley	Eagles Drive Stairs - Beach Access	Recreational Infrastructure	\$ 56,047.50	N
Comox Valley	Comox Valley Regional Office New Building Construction - Disaster Mitigation and Community Energy System Components	Community Energy Systems	\$ 211,044.40	N
Comox	Fiber Optics - Network Backbone (2019)	Broadband Connectivity	\$ 300,000.00	N
Comox	Bolt and Aspen Sidewalk (2019)	Local Roads Bridges Active Transportation	\$ 12,237.28	N
Comox	Noel Avenue (Pritchard - Torrence) (2019)	Local Roads Bridges Active Transportation	\$ 529,000.00	N
Coquitlam	Mundy Park Hillcrest Parking Lot	Recreational Infrastructure	\$ 14,327.77	Y
Coquitlam	Sport Courts Improvement Program - Blue Mountain & Town Centre Tennis Courts	Sport Infrastructure	\$ 54,834.46	Y
Coquitlam	Playground Replacement Program - Noons Creek Park	Recreational Infrastructure	\$ 152,617.72	Y
Coquitlam	Blue Jay Playground Replacement and Park Upgrades	Recreational Infrastructure	\$ 50,000.00	Y
Coquitlam	Eagle Ridge Tennis Courts - Replacement	Recreational Infrastructure	\$ 238,461.15	Y
Coquitlam	Pacific St Bicycle Routes Construction - Guildford Way to Glen Dr and	Local Roads Bridges Active Transportation	\$ 15,000.00	Y
Coquitlam	Sidewalk Upgrade Program - Stewart Ave Ranch Park Way Town Centre	Local Roads Bridges Active Transportation	\$ 15,000.00	Y

2019 Gas Tax Project List
 Projects as Reported by Ultimate Recipients Between January 1, 2019 and December 31, 2019.
 The data found within this report is for information purposes only and is subject to change

Ultimate Recipient	Project Title	Investment Category	Funds Spent	Complete
Coquitlam	King Albert Citywide Greenway	Local Roads Bridges Active Transportation	\$ 15,000.00	N
Coquitlam	Operations and Safety Improvement Program - Lansdowne Dr Curb Extension Installation	Local Roads Bridges Active Transportation	\$ 1,710.84	Y
Courtenay	Storm Drainage - 200 Back Rd Storm Culvert improvement	Wastewater	\$ 23,620.00	N
Courtenay	Glacier View Plaza - Drainage improvements	Wastewater	\$ 141,368.00	Y
Courtenay	Dike Replacement - Flood Prevention Strategy	Capacity Building - LTIP	\$ 17,735.00	N
Courtenay	Transportation Master Plan - Courtenay	Capacity Building - LTIP	\$ 73,406.00	Y
Courtenay	Asset Management Storm & Sewer Assessment - Courtenay	Capacity Building - AM	\$ 147,753.00	N
Courtenay	Land Disposition and Acquisition Plan - Courtenay	Capacity Building - ICSP	\$ 18,500.00	Y
Courtenay	Storm Water Master Plan - Courtenay	Capacity Building - ICSP	\$ 105,239.00	N
Courtenay	Road Paving - Dogwood Drive	Local Roads Bridges Active Transportation	\$ 45,630.00	Y
Courtenay	Road Paving - Cumberland Road	Local Roads Bridges Active Transportation	\$ 275,234.00	Y
Courtenay	Road Paving - Lake Trail Road	Local Roads Bridges Active Transportation	\$ 431,280.50	Y
Courtenay	Road Paving - Piercy Avenue	Local Roads Bridges Active Transportation	\$ 155,203.00	Y
Courtenay	Road Paving - Mission Road	Local Roads Bridges Active Transportation	\$ 19,950.00	Y
Courtenay	5th St "Complete Street" Pilot Project	Local Roads Bridges Active Transportation	\$ 2,355,118.49	Y
Cowichan Valley	Honeymoon Bay - New Water Well Development	Drinking Water	\$ 213,860.00	Y
Cowichan Valley	Purple Pipe Installation at Various Community Parks - Cowichan Valley Area C	Wastewater	\$ 179.76	N
Cowichan Valley	Cobble Hill Wastewater Integration and Re-use Upgrade Project	Wastewater	\$ 867,989.41	N
Cowichan Valley	Mill Bay Wastewater Integration Phase 1 (Area A)	Wastewater	\$ 128,958.37	N
Cowichan Valley	Asset Management Program: Phase 1 - Cowichan Valley	Capacity Building - AM	\$ 84,800.00	Y
Cowichan Valley	Cobble Hill Hall Project - Geothermal Loop Phase 2	Community Energy Systems	\$ 1,732.00	Y
Cowichan Valley	Shawnigan Lake Village - Rail Trail Construction	Recreational Infrastructure	\$ 110,664.96	N
Cowichan Valley	Woodley Range Water System Upgrades	Drinking Water	\$ 2,312.50	N
Cowichan Valley	Burnum Water System Upgrade	Drinking Water	\$ 26,000.00	Y
Cowichan Valley	Lambourn Sewer System - Treatment Upgrade	Wastewater	\$ 54,754.00	Y
Cowichan Valley	North Oyster Fire Hall - Sustainability Elements	Community Energy Systems	\$ 49,355.04	Y
Cowichan Valley	SCADA Systems Installation - Various Locations - Cowichan Valley	Drinking Water	\$ 25,433.00	Y
Cowichan Valley	Carlton Water System - Electrical System Renewal	Drinking Water	\$ 8,764.00	N
Cowichan Valley	Saltair Water System - Old Victoria Road Pipe Replacement	Drinking Water	\$ 258,364.00	Y
Cowichan Valley	Kerry Village Water System - Treatment and New Source Evaluation	Drinking Water	\$ 20,581.39	N
Cowichan Valley	Shawnigan Beach Estates Sewer - Meadowview Lift Station Renewal	Wastewater	\$ 13,500.00	Y
Cowichan Valley	Arbutus Mountain Estates Wastewater Treatment - Plant Primary Inlet Screen	Wastewater	\$ 43,378.86	N
Cowichan Valley	Cobble Hill Village Wastewater - Integration of two wastewater systems	Wastewater	\$ 151,187.32	N
Cowichan Valley	Bright Angel Park Suspension Bridge Rehabilitation	Local Roads Bridges Active Transportation	\$ 52,141.55	N
Cowichan Valley	Shawnigan Lake Village Conceptual Design Charrette & Village Plan	Capacity Building - ICSP	\$ 55,000.00	N
Cowichan Valley	Koksilah Watershed Ecosystem-based Analysis	Capacity Building - ICSP	\$ 25,000.00	Y
Cowichan Valley	Glenora Community Association - New Roof	Recreational Infrastructure	\$ 18,000.00	Y
Cowichan Valley	Elsie Miles Annex/Shawnigan Lake Community Centre Flooring Upgrades	Recreational Infrastructure	\$ 61,127.00	Y
Cowichan Valley	Shawnigan Lake Community Centre Parking Lot Upgrades	Recreational Infrastructure	\$ 9,993.75	N
Cowichan Valley	Kerry Park Recreation Centre - DDC Control Replacement	Community Energy Systems	\$ 4,750.00	N

2019 Gas Tax Project List
 Projects as Reported by Ultimate Recipients Between January 1, 2019 and December 31, 2019.
 The data found within this report is for information purposes only and is subject to change

Ultimate Recipient	Project Title	Investment Category	Funds Spent	Complete
Cowichan Valley	Kerry Park Recreation Centre Well Drilling	Drinking Water	\$ 20,554.32	N
Cranbrook	2018 Local Drainage Upgrades - Cranbrook	Wastewater	\$ 323,976.00	N
Cranbrook	Idlewild Park Rehabilitation Project (Part B)	Recreational Infrastructure	\$ 420,000.00	Y
Cranbrook	2019 Capital Roads Program	Local Roads Bridges Active Transportation	\$ 106,400.00	Y
Cranbrook	2019 Missing Links Sidewalks	Local Roads Bridges Active Transportation	\$ 180,510.00	Y
Cranbrook	2019 Pavement Condition Assessment	Capacity Building - AM	\$ 30,500.00	N
Cranbrook	2019 Road Upgrades - Wildstone Rd and McPhee Rd and Industrial Way	Local Roads Bridges Active Transportation	\$ 71,926.00	Y
Cranbrook	2019 Storm Sewer Replacements	Wastewater	\$ 350,000.00	Y
Cranbrook	2019 Audible Pedestrian Signals	Local Roads Bridges Active Transportation	\$ 24,089.00	Y
Cranbrook	2019 6th St NW Corridor Improvement Study	Capacity Building - LTIP	\$ 63,481.00	Y
Creston	Wastewater Treatment Plant - Solids Dewatering Facility (Sludge Management & Treatment)	Wastewater	\$ 69,101.74	N
Creston	2019 Road Restoration Project	Local Roads Bridges Active Transportation	\$ 124,138.64	N
Cumberland	Village of Cumberland - Liquid Waste Management Plan	Capacity Building - LTIP	\$ 121,316.88	Y
Cumberland	Road Reconstruction-Allen Avenue-5th to 6th Streets	Local Roads Bridges Active Transportation	\$ 62,233.86	Y
Dawson Creek	Road Reconstruction Project - 17th St & 19th St to 92 Ave	Local Roads Bridges Active Transportation	\$ 393,177.00	Y
Delta	Neighborhood Road Improvements Program: 109B Street: 84 Avenue to Brooke	Local Roads Bridges Active Transportation	\$ 350,000.00	Y
Duncan	Cairnsmore Neighborhood Plan	Capacity Building - ICSP	\$ 13,801.00	N
Duncan	Storm Sewer CCTV - Duncan	Capacity Building - AM	\$ 3,895.00	N
Duncan	Master Transportation Plan - Duncan	Capacity Building - LTIP	\$ 3,500.00	N
Duncan	Storm Water Quality Analysis - Duncan	Capacity Building - LTIP	\$ 20,653.00	N
Duncan	EV Charging Station	Community Energy Systems	\$ 8,913.00	Y
Duncan	Flashing Pedestrian Crosswalks Installation	Local Roads Bridges Active Transportation	\$ 48,456.00	Y
East Kootenay	Windermere Treated Water Project	Drinking Water	\$ 3,000,000.00	N
East Kootenay	Key City Theatre Phase 2 Capital Upgrade	Cultural Infrastructure	\$ 150,000.00	Y
East Kootenay	Westside Legacy Trail Construction	Local Roads Bridges Active Transportation	\$ 375,000.00	Y
East Kootenay	Area B Septage Pond Construction Project	Wastewater	\$ 11,007.00	N
East Kootenay	Wasa Outdoor Rink Lighting	Recreational Infrastructure	\$ 11,500.00	Y
East Kootenay	Hwy 95A Theatre/Mission Road Intersection Improvements	Local Roads Bridges Active Transportation	\$ 1,390,000.00	Y
East Kootenay	Fernie Memorial Arena Refrigeration System Upgrade	Recreational Infrastructure	\$ 742,123.00	Y
Enderby	Reservoir Road Rehabilitation	Local Roads Bridges Active Transportation	\$ 227,878.00	Y
Esquimalt	Esquimalt Sewer Corridor - Asset Management Project	Capacity Building - AM	\$ 142,319.10	Y
Esquimalt	Wastewater Inflow and Infiltration Control Program - Township of Esquimalt	Wastewater	\$ 19,021.88	N
Esquimalt	Crosswalks and Parking Lot Upgrade - Esquimalt Road	Local Roads Bridges Active Transportation	\$ 39,653.82	N
Esquimalt	Intersection Rebuild - Head St and Esquimalt Rd	Local Roads Bridges Active Transportation	\$ 192,407.60	N
Esquimalt	Sidewalk Replacement - Nelson St South of Lyall	Local Roads Bridges Active Transportation	\$ 53,001.34	Y
Esquimalt	Corridor Management Program	Capacity Building - AM	\$ 80,401.92	N
Esquimalt	Sidewalk Program - New Construction	Local Roads Bridges Active Transportation	\$ 111,523.06	N
Esquimalt	Crosswalk - Colville Rd/Hutchinson Ave	Local Roads Bridges Active Transportation	\$ 27,665.13	N
Esquimalt	Road Infrastructure Rehabilitation	Local Roads Bridges Active Transportation	\$ 93,248.87	Y
Esquimalt	Public Works Yard Building Generator	Community Energy Systems	\$ 26,619.50	N
Esquimalt	HVAC System Upgrades - Municipal Hall	Community Energy Systems	\$ 30,859.71	N
Esquimalt	Service Lateral Modification - Public Works Yard	Wastewater	\$ 25,482.06	N

2019 Gas Tax Project List

Projects as Reported by Ultimate Recipients Between January 1, 2019 and December 31, 2019.

The data found within this report is for information purposes only and is subject to change

Ultimate Recipient	Project Title	Investment Category	Funds Spent	Complete
Esquimalt	Storm Manhole Modifications - West Bay	Wastewater	\$ 5,192.74	N
Esquimalt	HVAC System Upgrades - Recreation Centre	Community Energy Systems	\$ 60,588.00	N
Fort St. John	Pedestrian Controlled Crosswalk at 85 Ave and 86 St	Local Roads Bridges Active Transportation	\$ 13,309.96	Y
Fort St. John	Sidewalk and Streetlights 116 Ave (93-86 St)	Local Roads Bridges Active Transportation	\$ 361,567.08	N
Fort St. John	Traffic Lights at 98 Street and 100 Avenue	Local Roads Bridges Active Transportation	\$ 90,363.58	N
Fort St. John	City Trail Network - Surekus Park	Recreational Infrastructure	\$ 179,945.00	Y
Fort St. John	City Trail Network - 96 St Multi-Use pathway	Recreational Infrastructure	\$ 352,841.67	Y
Fraser Lake	Park Drive Water Main Extension Project	Drinking Water	\$ 354,310.00	Y
Fraser Lake	Fraser Lake Drinking Water Intake Pipe Upgrade	Drinking Water	\$ 22,253.00	Y
Fraser Lake	Fraser Lake Community Bus - Storage and Maintenance Garage Construction	Public Transit	\$ 52,700.49	Y
Fraser Lake	Fraser Lake Airport Improvements	Regional and Local Airports	\$ 2,817.92	Y
Fraser Lake	Fraser Lake Arena Complex - LED Lighting Upgrade	Community Energy Systems	\$ 2,186.10	Y
Fraser Lake	White Swan Park and Highway 16 - Walking Trail Upgrades	Recreational Infrastructure	\$ 33,000.00	Y
Fraser Lake	Wastewater Dump Lighting Upgrade Project	Wastewater	\$ 6,137.80	Y
Fraser Lake	Park Drive Water Main Extension Project (CWF)	Drinking Water	\$ 55,761.00	Y
Fraser Valley	Morris Valley Wastewater Treatment Plant - Sewer SCADA System Integration	Wastewater	\$ 7,529.18	Y
Fraser Valley	Fraser Valley Regional District Water System - SCADA System Integration	Drinking Water	\$ 33,044.32	Y
Fraser Valley	North Nicomen Dike Assessment Project	Capacity Building - AM	\$ 47,928.32	Y
Fraser Valley	Thompson Park Trail Improvements	Recreational Infrastructure	\$ 4,060.00	N
Fraser Valley	Street Lights - Farms Rd and Sylvester Rd	Local Roads Bridges Active Transportation	\$ 283.00	Y
Fraser Valley	Hatzic Prairie Water Upgrades	Drinking Water	\$ 87,200.00	Y
Fraser Valley	Hatzic Water/Aquifer Health Monitoring	Drinking Water	\$ 16,078.61	N
Fraser Valley	Area D Water Chlorination Project	Drinking Water	\$ 41,925.97	Y
Fraser Valley	Slesse Park Erosion Assessment	Capacity Building - LTIP	\$ 15,045.23	N
Fraser Valley	Street Lights - Popkum Street & Cheam Street	Local Roads Bridges Active Transportation	\$ 9,150.00	N
Fraser-Fort George	Mackenzie Regional Transfer Station Scale	Solid Waste	\$ 301,903.62	N
Fraser-Fort George	Robson Valley Recreation Center Energy Efficient Upgrades	Community Energy Systems	\$ 17,181.60	Y
Fraser-Fort George	Facility Condition Assessment and Life Cycle Report No. 2	Capacity Building - AM	\$ 24,576.00	N
Fruitvale	Village of Fruitvale - Inflow and Infiltration Reduction Program	Capacity Building - LTIP	\$ 60,499.20	Y
Gibsons	Aquifer Monitoring - 2019	Capacity Building - LTIP	\$ 26,000.00	Y
Gibsons	Cross Connection Control Program - 2019	Capacity Building - LTIP	\$ 17,000.00	Y
Gibsons	Wastewater Treatment Plant Optimization and Upgrades - 2019	Wastewater	\$ 50,000.00	Y
Gibsons	Sanitary Sewer Outfall Investigation/Assessment - 2019	Capacity Building - LTIP	\$ 6,650.00	Y
Gibsons	Well 6 Drilling	Drinking Water	\$ 135,200.00	Y
Gibsons	Groundwater Management Zone-2019	Capacity Building - LTIP	\$ 12,976.62	Y
Gibsons	Drinking Water Wells 2 and 3 Inspections	Capacity Building - LTIP	\$ 51,766.16	Y
Golden	Dike Improvements	Disaster Mitigation	\$ 1,608,069.22	N
Golden	Infrastructure Replacement Priority Plan	Capacity Building - AM	\$ 70,000.00	Y
Golden	Road Rehabilitation - Various locations	Local Roads Bridges Active Transportation	\$ 200,302.28	Y
Grand Forks	Grand Forks - Residential Universal Water Meter Installation	Drinking Water	\$ 22,525.10	N
Grand Forks	5th Street Drinking Water Main Replacement	Drinking Water	\$ 8,182.27	Y
Granisle	Village of Granisle Water Treatment Plant Construction	Drinking Water	\$ 3,059,199.80	N

2019 Gas Tax Project List

Projects as Reported by Ultimate Recipients Between January 1, 2019 and December 31, 2019.

The data found within this report is for information purposes only and is subject to change

Ultimate Recipient	Project Title	Investment Category	Funds Spent	Complete
Granisle	Infrastructure & Facility Asset Condition Assessment - Granisle	Capacity Building - AM	\$ 67,191.25	Y
Granisle	Granisle Curling Rink - Safety Upgrades	Recreational Infrastructure	\$ 46,695.00	Y
Granisle	Granisle Municipal Marina - Shoreline Upgrades	Recreational Infrastructure	\$ 29,893.00	Y
Granisle	Waterfront Park - Enhancements	Recreational Infrastructure	\$ 9,116.00	Y
Greater Vancouver	University Endowment Lands Raingarden Construction	Wastewater	\$ 138,575.00	Y
Greater Vancouver	UBC Wesbrook Mall Upgrades	Local Roads Bridges Active Transportation	\$ 424,925.00	Y
Greenwood	Greenwood Municipal Pool - Mechanical Upgrade	Recreational Infrastructure	\$ 12,042.41	Y
Greenwood	Greenwood Municipal Playground Construction	Recreational Infrastructure	\$ 14,450.00	N
Harrison Hot Springs	Housing Needs Assessment	Capacity Building - ICSP	\$ 859.20	Y
Harrison Hot Springs	WIFI at Memorial Hall	Broadband Connectivity	\$ 15,007.57	Y
Harrison Hot Springs	Roads and Bridges Masterplan	Capacity Building - LTIP	\$ 44,047.10	Y
Harrison Hot Springs	McCombs Drive Drainage Infrastructure Replacement	Wastewater	\$ 178,865.99	Y
Harrison Hot Springs	Lagoon Master Plan	Capacity Building - LTIP	\$ 26,929.57	Y
Hazelton	Upper Skeena Recreation Centre	Recreational Infrastructure	\$ 60,000.00	Y
Hazelton	Village of Hazelton Long-term Infrastructure & Asset Management Plan Phase	Capacity Building - AM	\$ 58,700.00	Y
Highlands	Implementation and Work Plan for Groundwater Protection	Capacity Building - ICSP	\$ 70,843.17	N
Highlands	Asset Management Program - Pavement Condition Assessment - Highlands	Capacity Building - AM	\$ 16,084.00	Y
Highlands	Highlands Pavement Management Program	Local Roads Bridges Active Transportation	\$ 217,644.85	N
Hope	3rd Avenue & Park Street Road Rehabilitation	Local Roads Bridges Active Transportation	\$ 315,302.20	Y
Houston	Claude Parish Memorial Arena - Ammonia Refrigeration Plant Replacement	Sport Infrastructure	\$ 602,263.72	Y
Houston	Illuminated Crosswalks Installation - Mountainview Rd & Silverthorne School	Local Roads Bridges Active Transportation	\$ 53,360.00	Y
Houston	Steelhead Park - Flower Bed Infrastructure Replacement	Tourism Infrastructure	\$ 10,407.05	Y
Houston	Houston Leisure Centre - Pool Back-Up Boiler	Recreational Infrastructure	\$ 30,812.00	Y
Houston	Municipal Drinking Water Mains - Leak Detection Survey	Capacity Building - AM	\$ 11,908.20	Y
Houston	Houston Library Lifecycle Maintenance Plan	Capacity Building - AM	\$ 7,478.46	N
Houston	Road Paving Projects - Buck Flats Rd Riverbank Rd and Williams Cres	Local Roads Bridges Active Transportation	\$ 140,000.00	Y
Hudson's Hope	Beryl Prairie Fire Hall - Sanitary Holding Tank Installation	Wastewater	\$ 25,785.00	Y
Hudson's Hope	Hudson's Hope Commercial Water Bulk Vending System Upgrade	Drinking Water	\$ 13,640.00	Y
Invermere	14th Avenue Sidewalk	Local Roads Bridges Active Transportation	\$ 362,269.55	N
Kamloops	Universal Water Meters - Kamloops	Drinking Water	\$ 74,397.00	N
Kamloops	Active Transportation Infrastructure - Howe Rd Oak Rd Wood St Fraser St Qu'Appelle Rd -	Local Roads Bridges Active Transportation	\$ 352,325.00	N
Kamloops	Todd Rd - Pedestrian Upgrade	Local Roads Bridges Active Transportation	\$ 1,781,216.00	N
Kamloops	Westsyde Community Center Pool	Recreational Infrastructure	\$ 168,117.00	N
Kamloops	Strathcona Neighbourhood - Drainage Upgrades	Wastewater	\$ 13,084.00	N
Kamloops	Victoria Street West Infrastructure and Corridor Improvements	Local Roads Bridges Active Transportation	\$ 1,310,900.00	N
Kamloops	Memorial Arena - Ice Plant Condenser Replacement	Recreational Infrastructure	\$ 63,000.00	N
Kamloops	Canada Games Aquatic Center - Building Envelope Replacement	Sport Infrastructure	\$ 750,003.00	N
Kamloops	Outdoor Skating Rink Development - Community Consultation	Capacity Building - LTIP	\$ 5,875.00	Y
Kamloops	Community Washrooms	Wastewater	\$ 134,915.00	N
Kamloops	Public Transit Information Signage - Upgrade and Installation	Public Transit	\$ 2,146.00	N
Kamloops	Hillside Stadium track	Recreational Infrastructure	\$ 434,002.00	N
Kamloops	Tournament Capital Centre Upgrades	Recreational Infrastructure	\$ 58,754.00	Y

2019 Gas Tax Project List

Projects as Reported by Ultimate Recipients Between January 1, 2019 and December 31, 2019.

The data found within this report is for information purposes only and is subject to change

Ultimate Recipient	Project Title	Investment Category	Funds Spent	Complete
Kaslo	Village of Kaslo - Liquid Waste Management Plan Stage 2	Capacity Building - ICSP	\$ 7,007.95	N
Kaslo	Kaslo Sewer System Expansion Phase 1	Wastewater	\$ 802,392.85	N
Kaslo	Paving Project - Various locations in Kaslo	Local Roads Bridges Active Transportation	\$ 300,826.93	Y
Kelowna	Bicycle Network Construction - Kelowna	Local Roads Bridges Active Transportation	\$ 130,747.69	N
Kelowna	Sidewalk Network Construction - Various Locations	Local Roads Bridges Active Transportation	\$ 337,217.07	N
Kelowna	Roads Resurfacing	Local Roads Bridges Active Transportation	\$ 2,985,350.00	N
Kelowna	Multi-use Pathway Access to University of British Columbia Okanagan Campus	Local Roads Bridges Active Transportation	\$ 23,694.54	N
Kelowna	Asset Management System - Kelowna	Capacity Building - AM	\$ 840,359.92	N
Kelowna	Knox Mountain Park Improvements	Recreational Infrastructure	\$ 22,970.00	N
Kelowna	Sutherland Park - Shore Stabilization	Disaster Mitigation	\$ 24,253.96	Y
Kelowna	South Crest Rd and Kildeer Rd - Roadway Improvements	Local Roads Bridges Active Transportation	\$ 91,948.13	N
Kelowna	Okanagan Rail Trail - Construction	Local Roads Bridges Active Transportation	\$ 363,930.00	N
Kelowna	Laurel Packinghouse Courtyard - Park Construction	Cultural Infrastructure	\$ 38,610.00	N
Kelowna	Stewart Rd Improvements - Crawford Rd to Swamp Rd	Local Roads Bridges Active Transportation	\$ 188,850.00	Y
Kelowna	Sutherland Ave - Active Transportation Corridor Construction - Gordon Rd to	Local Roads Bridges Active Transportation	\$ 8,062.31	N
Kelowna	Sutherland Ave - Active Transportation Corridor - Lake Rd to Gordon Rd	Local Roads Bridges Active Transportation	\$ 2,469,401.51	N
Kelowna	Active Transportation Corridor Construction - Ethel St from Springfield Rd to	Local Roads Bridges Active Transportation	\$ 52,841.16	N
Kelowna	Hollywood Rd Active Transportation Corridor Construction - Hollydell Rd to Hwy 33	Local Roads Bridges Active Transportation	\$ 99,645.32	Y
Kelowna	Bellevue Creek Linear Park - Phase 1 Construction	Recreational Infrastructure	\$ 35,080.00	Y
Kelowna	Traffic Signal - Spall Rd at Springfield Rd	Local Roads Bridges Active Transportation	\$ 46,210.00	N
Kelowna	Glenmore Recreation Park Phase 2 - Construction	Sport Infrastructure	\$ 1,354,600.00	N
Kelowna	Ethel St Active Transportation Corridor Construction - Sutherland Ave to	Local Roads Bridges Active Transportation	\$ 993,260.00	N
Keremeos	Update to Asset Management Condition Rating Systems for Sanitary and Road	Capacity Building - AM	\$ 88,566.28	N
Keremeos	Liquid Waste Management Plan - Phase 3 - Keremeos	Capacity Building - LTIP	\$ 46,493.11	Y
Kimberley	Kimberley Integrated Infrastructure Capital Plan	Capacity Building - LTIP	\$ 68,729.68	N
Kitimat-Stikine	Upper Skeena Recreation Centre Design and Improvements	Recreational Infrastructure	\$ 615,179.00	Y
Kitimat	Quatsino Blvd Sidewalk Reconstruction	Local Roads Bridges Active Transportation	\$ 400,000.00	Y
Kootenay Boundary	ICSP Development - Agriculture and Food Plan - Community of Boundary	Capacity Building - ICSP	\$ 4,274.66	N
Kootenay Boundary	Beaverdell Ball Park - Bleacher Replacement	Recreational Infrastructure	\$ 539.92	N
Kootenay Boundary	Boundary Transit Service - Capital Funding	Public Transit	\$ 10,086.00	Y
Kootenay Boundary	Boundary Trails Master Plan	Capacity Building - LTIP	\$ 4,080.00	N
Kootenay Boundary	Kettle River Watershed Drought Response Plan	Capacity Building - ICSP	\$ 11,812.56	N
Kootenay Boundary	Bridenville Community Club - Phase 2 - Hall Addition	Recreational Infrastructure	\$ 17,500.00	Y
Kootenay Boundary	Boundary Museum Society - Black Hawk Livery Building Addition	Cultural Infrastructure	\$ 15,000.00	Y
Kootenay Boundary	Rock Creek & Boundary Fair Association - Assembly Hall Upgrade	Recreational Infrastructure	\$ 5,000.00	Y
Kootenay Boundary	Kettle River Museum - Bunkhouse Upgrade	Cultural Infrastructure	\$ 5,000.00	Y
Kootenay Boundary	The Bridge Drop-In Centre - Commercial Dishwasher Replacement	Community Energy Systems	\$ 1,652.13	Y
Kootenay Boundary	Beaver Creek Park - Band Shell and Arbor Construction	Recreational Infrastructure	\$ 35,346.12	N
Kootenay Boundary	Angus MacDonald Park - Disc Golf Course Construction	Sport Infrastructure	\$ 9,381.00	N
Kootenay Boundary	Champion Lakes Golf Society - Roof Replacement	Sport Infrastructure	\$ 15,000.00	Y
Kootenay Boundary	Christina Lake Recreation Area - Pickleball Court Construction	Sport Infrastructure	\$ 78,488.18	Y

2019 Gas Tax Project List

Projects as Reported by Ultimate Recipients Between January 1, 2019 and December 31, 2019.

The data found within this report is for information purposes only and is subject to change

Ultimate Recipient	Project Title	Investment Category	Funds Spent	Complete
Kootenay Boundary	Kettle Valley Golf Club Society - Windows Replacement	Community Energy Systems	\$ 7,945.95	Y
Kootenay Boundary	Kettle Valley Wildlife Association - Electrical Upgrades	Recreational Infrastructure	\$ 7,514.33	N
Kootenay Boundary	Silver City Trap Club - Building Electrification Project	Sport Infrastructure	\$ 20,886.28	Y
Kootenay Boundary	West Kootenay Boundary Co-Op Community Hub Building Construction	Cultural Infrastructure	\$ 100,000.00	Y
Ladysmith	Machine Shop Arts Heritage and Cultural Centre Restoration Project	Cultural Infrastructure	\$ 125,625.73	N
Ladysmith	Stormwater Collection System Replacement - Clarke Rd	Wastewater	\$ 8,873.78	Y
Ladysmith	Rocky Creek Culvert Replacement	Local Roads Bridges Active Transportation	\$ 707,166.00	Y
Ladysmith	Aggie Hall - Parking Lot and Playground Improvements	Recreational Infrastructure	\$ 6,085.00	Y
Ladysmith	Russell Rd Paving Project	Local Roads Bridges Active Transportation	\$ 10,000.00	Y
Ladysmith	Walkem Road Sidewalk Project (Ph 2)	Local Roads Bridges Active Transportation	\$ 143,988.46	Y
Ladysmith	Holland Creek Ballpark Bleacher Concrete Pads	Sport Infrastructure	\$ 2,902.41	Y
Ladysmith	Wastewater Lift Stations -Generator Insatllation	Wastewater	\$ 14,228.94	N
Lake Country	New Multi-Generational Activity Centre / Upgrades to Existing Seniors Centre and Arena	Recreational Infrastructure	\$ 570,724.54	N
Lake Country	Oceola Rd - Round-a-bout Construction	Local Roads Bridges Active Transportation	\$ 200,000.00	Y
Lake Cowichan	Lake Cowichan Municipal Hall Energy Upgrades	Community Energy Systems	\$ 4,325.00	N
Lake Cowichan	Water Treatment Plant Upgrade	Wastewater	\$ 750,000.00	Y
Langford	Goudy Field Turf Replacement	Sport Infrastructure	\$ 985,782.00	Y
Langford	Streetlight LED Conversion	Local Roads Bridges Active Transportation	\$ 61,474.00	Y
Langford	Hulls Multi-use Trail Extension Project	Local Roads Bridges Active Transportation	\$ 739,022.00	Y
Langley District	2019 Road Rehabilitation - Various locations	Local Roads Bridges Active Transportation	\$ 133,800.00	N
Langley Township	Paverment Overlay & Reconstruction: 248 St from 16 Ave to 24 Ave; 9100 Blk 216; 92Ave from 198St to 200St	Local Roads Bridges Active Transportation	\$ 135,901.94	N
Langley Township	Asset Managment Software	Capacity Building - AM	\$ 24,031.40	N
Lantzville	Drinking Watermain Replacement - Peterson Road (Lynn Rd to Lantzville Rd)	Drinking Water	\$ 200,000.00	Y
Lantzville	Village Core Streetscape Design	Local Roads Bridges Active Transportation	\$ 14,332.66	Y
Lillooet	Asset Management GIS System - Lillooet	Capacity Building - AM	\$ 9.76	N
Lillooet	Fuel Tank Replacement - Phase 1	Regional and Local Airports	\$ 4,771.00	N
Lillooet	Official Community Plan	Capacity Building - ICSP	\$ 58.57	N
Logan Lake	Well #4 Pump and Motor Replacement	Drinking Water	\$ 27,682.43	Y
Logan Lake	Well #1 and Well #3 Blow-Off Assemblies Upgrades	Drinking Water	\$ 26,145.54	N
Lumby	Cemetery Master Plan & Implementation	Cultural Infrastructure	\$ 20,000.00	N
Lumby	Sidewalk Reconstruction - Glencaird: Park Ave. to Shuswap Ave.	Local Roads Bridges Active Transportation	\$ 24,005.27	Y
Lumby	2019 Regionally Collaborative Sports & Recreation	Recreational Infrastructure	\$ 65,147.07	Y
Lytton	Water System Improvement	Drinking Water	\$ 68,694.00	N
Mackenzie	Sidewalk and Curb Replacement - Centennial Stuart and Skeena Projects	Local Roads Bridges Active Transportation	\$ 296,200.00	Y
Mackenzie	Mill Rd - Resurfacing	Local Roads Bridges Active Transportation	\$ 666,205.27	Y
Mackenzie	Mackenzie Recreation Centre Retrofit and Community Hall	Recreational Infrastructure	\$ 750,000.00	Y
Maple Ridge	232 St. - Complete Street Project	Local Roads Bridges Active Transportation	\$ 97,117.48	Y
McBride	Columbia Street Storm Sewer Phase 3	Wastewater	\$ 229,033.47	Y
McBride	2019 Sansom Road Reconstruction	Local Roads Bridges Active Transportation	\$ 90,187.35	Y
Merritt	Flood Mitigation Planning	Capacity Building - LTIP	\$ 148,996.00	N
Merritt	Merritt Water Treatment System Upgrades - Backup Power Generator	Drinking Water	\$ 393,308.00	N

2019 Gas Tax Project List

Projects as Reported by Ultimate Recipients Between January 1, 2019 and December 31, 2019.

The data found within this report is for information purposes only and is subject to change

Ultimate Recipient	Project Title	Investment Category	Funds Spent	Complete
Merritt	Merritt Water Treatment System Upgrades - Chlorine Analyzer Installation	Drinking Water	\$ 74,685.00	Y
Merritt	Water Treatment Upgrades	Drinking Water	\$ 1,101,743.49	Y
Metchosin	Metchosin Rd Resurfacing Project	Local Roads Bridges Active Transportation	\$ 700,000.00	N
Midway	Midway Water and Sanitary Sewer Lines Rehabilitation	Wastewater	\$ 25,047.00	Y
Midway	12th Avenue Rehabilitation and Road Realign Project	Local Roads Bridges Active Transportation	\$ 58,640.00	Y
Mission	Pavement Management Program - Mission	Local Roads Bridges Active Transportation	\$ 1,879,242.00	N
Mission	Asset Management System	Capacity Building - AM	\$ 18,502.00	N
Mission	Waterfront Pre-Development Planning	Capacity Building - LTIP	\$ 122,501.94	N
Mission	Walkway and Sidewalk Additions - Walkway/Sidewalk Additions	Local Roads Bridges Active Transportation	\$ 1,425.89	N
Mission	2nd Avenue Transit Exchange Improvements	Public Transit	\$ 17,881.62	N
Mission	Community Centre 7682 Grand St.	Recreational Infrastructure	\$ 1,228,711.54	N
Mount Waddington	Solid Waste Transfer Station Construction - Community of Quatsino	Solid Waste	\$ 37,919.09	Y
Mount Waddington	Coal Harbour Hornsby Crawler Shelter	Cultural Infrastructure	\$ 30,000.00	N
Mount Waddington	Hyde Creek Community Hall - Roof Replacement	Recreational Infrastructure	\$ 367.50	N
Mount Waddington	Hyde Creek Fire Hall - Energy Efficiency Upgrades - Phase 2	Community Energy Systems	\$ 75,935.39	Y
Mount Waddington	Woss Memorial Gazebo	Cultural Infrastructure	\$ 12,250.00	N
Mount Waddington	Woss Pool Heating Conversion	Community Energy Systems	\$ 18,000.00	Y
Mount Waddington	Woss Firehall Solar Backup Power System	Community Energy Systems	\$ 26,000.00	Y
Mount Waddington	Sointula Firehall Solar backup power system	Community Energy Systems	\$ 83.95	N
Mount Waddington	Hyde Creek Recreation Playground Equipment	Recreational Infrastructure	\$ 8,863.20	Y
Mount Waddington	Hyde Creek Community Hall Energy Upgrade	Community Energy Systems	\$ 11,502.27	Y
Nakusp	Downtown Nakusp Revitalization Project	Local Roads Bridges Active Transportation	\$ 274,121.00	Y
Nakusp	Nakusp Arena - Ice Plant Upgrades	Recreational Infrastructure	\$ 151,693.73	Y
Nakusp	Bear Bins Purchase and Installation (Various Locations)	Solid Waste	\$ 7,650.50	N
Nakusp	CBBC Broadband contribution - Fibre Backbone Installation	Broadband Connectivity	\$ 45,250.00	N
Nanaimo City	Georgia Ave Greenway - Construction	Local Roads Bridges Active Transportation	\$ 863,686.59	N
Nanaimo City	Wellcox Access Road - Construction	Local Roads Bridges Active Transportation	\$ 1,525,479.25	N
Nanaimo City	City-wide LED Street Light Conversion Project - Nanaimo	Local Roads Bridges Active Transportation	\$ 329,281.00	N
Nanaimo City	Pedestrian Transportation Improvements - Jingle Pot Rd SW from Bird Sanctuary to Wakesiah	Local Roads Bridges Active Transportation	\$ 2,999.91	Y
Nanaimo City	Metral Drive Corridor & Utility Project	Local Roads Bridges Active Transportation	\$ 25,247.00	N
Nanaimo City	Downtown Cycling Loop Project - Comox Road to Victoria Cres	Local Roads Bridges Active Transportation	\$ 21,266.84	N
Nanaimo City	Cycling Transportation Improvements Bowen Rd Morey to Caspers	Local Roads Bridges Active Transportation	\$ 2,647.31	N
Nanaimo City	Waterfront Walkway Development - Nanaimo Shipyard	Local Roads Bridges Active Transportation	\$ 31,668.18	N
Nanaimo RD	Gabriola Village Trail Development	Capacity Building - ICSP	\$ 17,297.79	N
Nanaimo RD	Nanoose Bay Water Quality/Quantity Monitoring Program	Capacity Building - LTIP	\$ 74,880.60	N
Nanaimo RD	Whiskey Creek Water System - Well Development	Drinking Water	\$ 109,974.39	N
Nanaimo RD	Nanoose Bay Water System Pump Station	Drinking Water	\$ 778,758.61	N
Nanaimo RD	Tulnuxw Lelum Cultural Learning Space - Expansion	Cultural Infrastructure	\$ 1,284.00	N
Nanaimo RD	Little Qualicum Hall - Upgrades	Recreational Infrastructure	\$ 86,688.03	N
Nanaimo RD	Jonanco Hobby Workshop Association Society Parking Lot Improvements	Cultural Infrastructure	\$ 29,798.00	Y
Nanaimo RD	Huxley Community Park Sports Court Surface and Line Painting	Recreational Infrastructure	\$ 9,345.22	Y
Nanaimo RD	Maple Lane Community Park Playground	Recreational Infrastructure	\$ 35,000.00	Y

2019 Gas Tax Project List

Projects as Reported by Ultimate Recipients Between January 1, 2019 and December 31, 2019.

The data found within this report is for information purposes only and is subject to change

Ultimate Recipient	Project Title	Investment Category	Funds Spent	Complete
Nanaimo RD	San Pareil Water System - Well Closure	Drinking Water	\$ 1,760.00	Y
Nanaimo RD	Water Service Areas Condition Assessments	Capacity Building - LTIP	\$ 48,868.45	N
Nanaimo RD	Sustainability Planning Guidebook	Capacity Building - ICSP	\$ 19,990.00	Y
Nanaimo RD	Gabriola Island Community Hall Mechanical Room Upgrades	Recreational Infrastructure	\$ 5,000.00	Y
Nanaimo RD	Gabriola Island Community Hall Roof Upgrades	Recreational Infrastructure	\$ 16,328.75	N
Nanaimo RD	Nanoose Place Community Centre Solar System and Landscaping	Recreational Infrastructure	\$ 56,750.00	N
Nanaimo RD	Lighthouse Community Centre Infrastructure Upgrades	Recreational Infrastructure	\$ 34,704.14	N
Nanaimo RD	Cedar Community Hall Association Accessibility Improvements	Recreational Infrastructure	\$ 78,625.00	Y
Nanaimo RD	Deep Bay Improvement District Critical Drinking Water Infrastructure Replacement	Drinking Water	\$ 150,000.00	Y
Nanaimo RD	Nanoose Road Community Park Upgrade	Recreational Infrastructure	\$ 5,000.00	Y
Nanaimo RD	Nanoose Road Community Park Identity Sign	Recreational Infrastructure	\$ 2,257.70	Y
Nanaimo RD	Install Streetlights at French Creek Highway Bridge	Local Roads Bridges Active Transportation	\$ 3,854.00	Y
Nelson	Nelson Curling Club Ice Plant Replacement	Sport Infrastructure	\$ 30,000.00	N
Nelson	City of Nelson Paving Projects (2019)	Local Roads Bridges Active Transportation	\$ 100,000.00	Y
New Denver	Denver Siding Water Quality Upgrade	Drinking Water	\$ 28,767.40	N
New Hazelton	Upper Skeena Recreation Centre	Recreational Infrastructure	\$ 40,000.00	Y
New Hazelton	New Hazelton Community Center - Construction	Recreational Infrastructure	\$ 403,027.47	Y
New Westminster	Renovation of Uptown Library	Cultural Infrastructure	\$ 529,870.63	Y
North Cowichan	Genoa Bay Road Reconstruction	Local Roads Bridges Active Transportation	\$ 364,450.00	Y
North Cowichan	Cowichan Lake Road Widening	Local Roads Bridges Active Transportation	\$ 666,658.00	Y
North Cowichan	Seine Rd - Overlay Project	Local Roads Bridges Active Transportation	\$ 73,171.00	Y
North Okanagan	North Swan Lake Natural Capital Asset Plan	Capacity Building - AM	\$ 114,800.00	Y
North Okanagan	Drinking Water Quality Assessment - Bailey Creek and Boltres Creek	Capacity Building - LTIP	\$ 4,588.75	Y
North Okanagan	Lumby Outdoor Pool Upgrades	Recreational Infrastructure	\$ 9,731.89	Y
North Okanagan	Parks and Recreation Planning Design and Construction Projects - Region of Whitevalley	Recreational Infrastructure	\$ 52,728.93	Y
North Okanagan	North Okanagan Wastewater Recovery Project (Phase II)	Capacity Building - LTIP	\$ 21,699.17	N
North Okanagan	Royals Park Picnic Shelter	Recreational Infrastructure	\$ 5,353.74	N
North Okanagan	Electoral Areas B and C Local Parks Plan Development - North Okanagan	Capacity Building - LTIP	\$ 34,593.90	N
North Okanagan	Wastewater Recovery Plan Project - Public Consultation	Capacity Building - ICSP	\$ 23,131.62	Y
North Okanagan	Mara Community Hall parking lot upgrade	Recreational Infrastructure	\$ 2,154.10	Y
North Okanagan	Hanson Park - Overflow Channel Construction	Disaster Mitigation	\$ 2,140.00	Y
North Okanagan	Village of Lumby - Old Age Pensioners' Hall - Electrical Upgrades	Recreational Infrastructure	\$ 9,844.83	Y
North Okanagan	Cherryville Water Quality Monitoring Program (Year 4)	Drinking Water	\$ 6,000.00	Y
North Okanagan	Pleasant Valley Road Pathway Construction	Local Roads Bridges Active Transportation	\$ 124,652.32	Y
North Okanagan	Cherryville Hall Accessibility Upgrade	Recreational Infrastructure	\$ 2,113.12	N
North Okanagan	Pat Duke Arena - Water Treatment System Upgrade	Recreational Infrastructure	\$ 6,975.81	Y
North Okanagan	White Valley Parks Recreation and Culture Asset Management Plan	Capacity Building - AM	\$ 12,752.56	Y
North Okanagan	White Valley Community Centre Kitchen Improvements	Recreational Infrastructure	\$ 12,014.44	Y
North Okanagan	Mabel Lake Community Hall Enhancements	Recreational Infrastructure	\$ 4,620.15	Y
North Okanagan	Boss Creek Trails (Phase I)	Local Roads Bridges Active Transportation	\$ 42,772.32	Y
North Okanagan	BX Ranch Dog Park - Entrance Fencing	Recreational Infrastructure	\$ 20,105.92	Y

2019 Gas Tax Project List

Projects as Reported by Ultimate Recipients Between January 1, 2019 and December 31, 2019.

The data found within this report is for information purposes only and is subject to change

Ultimate Recipient	Project Title	Investment Category	Funds Spent	Complete
North Okanagan	Stickle Road Park Intersection Enhancements	Local Roads Bridges Active Transportation	\$ 5,399.56	Y
North Okanagan	Sovereign Lake Nordic Club Grooming Equipment	Recreational Infrastructure	\$ 25,000.00	Y
North Okanagan	Cherryville Community Club Upgrades	Recreational Infrastructure	\$ 25,000.00	Y
North Okanagan	Bridge Educational Society Early Years Centre - Outdoor Play Yard	Recreational Infrastructure	\$ 25,000.00	Y
North Okanagan	Mid Shuswap River and Besette Creek three-Year Water Quality Monitoring Program	Drinking Water	\$ 3,416.00	N
North Okanagan	Riverside Community Hall Deck Replacement and Enhancement	Recreational Infrastructure	\$ 18,164.24	Y
North Okanagan	Lumby Old Age Pensioners' (OAP) Hall - Roof Replacement	Recreational Infrastructure	\$ 4,000.00	Y
North Okanagan	Hanson Park Trail Rehabilitation Equestrian Trail and Horseshoe Pits	Local Roads Bridges Active Transportation	\$ 16,752.19	N
North Saanich	Scoter Trail Rehabilitation - Phase 2	Local Roads Bridges Active Transportation	\$ 2,076.44	N
North Saanich	West Saanich Road Bike Lanes Phase 4	Local Roads Bridges Active Transportation	\$ 357,403.34	N
North Vancouver	Repaving of the 400-700 blocks of East 3rd Street	Local Roads Bridges Active Transportation	\$ 252,061.42	Y
North Vancouver	Repaving of the 100-700 blocks of East 29th St.	Local Roads Bridges Active Transportation	\$ 167,821.47	N
North Vancouver	Orlohma Place Road Rehabilitation: Brockton Crescent to Cul-de-sac	Local Roads Bridges Active Transportation	\$ 95,327.61	Y
North Vancouver	Derbyshire Way Road Rehabilitation	Local Roads Bridges Active Transportation	\$ 246,144.48	Y
North Vancouver	East 29th St. - Safety and Mobility Improvements	Local Roads Bridges Active Transportation	\$ 320,192.00	N
Northern Rockies	Northern Rockies Regional Economic Strategy	Capacity Building - ICSP	\$ 86,199.00	Y
Northern Rockies	Northern Rockies Water Treatment Plant - Efficiency and Capacity	Drinking Water	\$ 875,760.00	N
Okanagan Basin Water	Improving Accuracy of Hydrology Models for Long-Term Planning in the	Capacity Building - LTIP	\$ 146,416.20	N
Okanagan Basin Water	Environmental Flow Needs for Okanagan Water Planning	Capacity Building - ICSP	\$ 64,929.00	Y
Okanagan-Similkameen	Naramata Water System Metering Pilot Project	Drinking Water	\$ 24,058.10	N
Okanagan-Similkameen	Kettle Valley Rail Trail Upgrades	Local Roads Bridges Active Transportation	\$ 19,919.84	Y
Okanagan-Similkameen	Solids Processing at the Okanagan Falls Wastewater Treatment Plant	Wastewater	\$ 141,750.20	N
Okanagan-Similkameen	Osoyoos Lake Regional Park Washroom Project	Recreational Infrastructure	\$ 4,360.14	N
Okanagan-Similkameen	Storm Water Course Improvement Project - Community of Cawston	Wastewater	\$ 18,946.62	Y
Okanagan-Similkameen	Okanagan Falls Constructed Wetland Project	Wastewater	\$ 450,463.86	N
Okanagan-Similkameen	Keremeos Landfill Closure	Solid Waste	\$ 24,681.16	N
Okanagan-Similkameen	Similkameen River Flood Works	Wastewater	\$ 103,471.56	Y
Okanagan-Similkameen	Oliver Landfill Scale House Upgrades	Solid Waste	\$ 7,100.00	N
Okanagan-Similkameen	Small Wheels Playground - Skatepark Construction	Recreational Infrastructure	\$ 100,000.00	Y
Okanagan-Similkameen	Willowbrook Water Chlorination System	Drinking Water	\$ 11,609.48	N
Okanagan-Similkameen	Okanagan Falls Public Boat Launch	Recreational Infrastructure	\$ 14,541.87	N
Okanagan-Similkameen	Heritage Hills Park - Construction Project	Recreational Infrastructure	\$ 96,823.48	N
Okanagan-Similkameen	Olalla Water System Emergency Generator	Drinking Water	\$ 40,719.98	N
Okanagan-Similkameen	Coalmont Stout - Park Construction Project	Recreational Infrastructure	\$ 2,353.10	N
Okanagan-Similkameen	Roof Replacement at Princeton Museum and Curling Club	Sport Infrastructure	\$ 31,062.50	Y
Okanagan-Similkameen	Miszezula Lake Water Chlorination System	Drinking Water	\$ 45,130.08	N
Okanagan-Similkameen	Pioneer Park - Upgrades	Recreational Infrastructure	\$ 415,646.35	N
Okanagan-Similkameen	Similkameen Watershed Water Quantity/Quality Sustainability Plan	Capacity Building - ICSP	\$ 499,999.10	Y
Okanagan-Similkameen	Small Water System Upgrades	Drinking Water	\$ 360,912.00	Y
Okanagan-Similkameen	Okanagan Falls Constructed Wetland Project	Wastewater	\$ 361,912.00	N
Okanagan-Similkameen	Administrative Building Rehabilitation	Community Energy Systems	\$ 174,325.00	Y

2019 Gas Tax Project List

Projects as Reported by Ultimate Recipients Between January 1, 2019 and December 31, 2019.

The data found within this report is for information purposes only and is subject to change

Ultimate Recipient	Project Title	Investment Category	Funds Spent	Complete
Oliver	Earl Crescent to Veterans Way - Road Rehabilitation	Local Roads Bridges Active Transportation	\$ 265,000.00	Y
Osoyoos	Intersection Improvements Main St & 70 Avenue	Local Roads Bridges Active Transportation	\$ 231,100.00	Y
Osoyoos	Sonora Centre - Computer Building Controller Replacement	Community Energy Systems	\$ 29,418.26	N
Osoyoos	Rural Area Water System Twinning	Drinking Water	\$ 370,800.00	Y
Parksville	LED Streetlight Installations	Local Roads Bridges Active Transportation	\$ 45,785.00	N
Peace River	Sagitawa Camp - Cabin Construction	Recreational Infrastructure	\$ 35,000.00	Y
Peace River	Pine Valley Seniors Centre - HVAC System Replacement	Community Energy Systems	\$ 15,130.00	Y
Peace River	Cutbank Community Club - Interior Upgrade	Recreational Infrastructure	\$ 11,467.87	Y
Peace River	Doe River Recreation Commission - Kitchen Upgrade	Community Energy Systems	\$ 5,000.00	Y
Peace River	Rolla Community Hall - Bathroom Upgrades	Recreational Infrastructure	\$ 2,500.00	Y
Peace River	Dawson Creek Golf & Country Club - Furnace Upgrade	Community Energy Systems	\$ 5,355.00	Y
Peace River	Cecil Lake Recreation - Accessibility Upgrades	Recreational Infrastructure	\$ 8,000.00	Y
Peace River	Cecil Lake Recreation Commission - Facility Upgrade	Community Energy Systems	\$ 1,600.00	Y
Peace River	Chetwynd Recreation Centre -Upgrade to kitchen equipment	Recreational Infrastructure	\$ 5,939.31	Y
Peace River	North Peace Fall Fair Society - Pump Upgrade	Tourism Infrastructure	\$ 3,762.49	Y
Peace River	Pine Valley Exhibition Park - Washroom Upgrades	Tourism Infrastructure	\$ 50,647.80	Y
Peachland	Trepanier Creek Interconnect	Drinking Water	\$ 227,877.77	N
Peachland	Shoreline Infrastructure Plan - 8th St to 13th St	Capacity Building - LTIP	\$ 19,103.88	N
Peachland	Parks Planning for Heritage Sanderson and Cousins Parks	Capacity Building - LTIP	\$ 28,176.17	N
Peachland	Road Condition Survey	Capacity Building - AM	\$ 25,020.40	Y
Peachland	Peachland Community Centre - Front Door Upgrade	Recreational Infrastructure	\$ 2,302.36	Y
Peachland	Historic Peachland School - Boiler	Community Energy Systems	\$ 24,233.00	Y
Peachland	4th Street Place Community Centre - HVAC Upgrades	Community Energy Systems	\$ 10,035.00	Y
Peachland	Water Fountain Installation - Lambly Park and Cousins Park	Recreational Infrastructure	\$ 13,963.61	Y
Peachland	Road Rehabilitation Program - Various Locations	Local Roads Bridges Active Transportation	\$ 37,787.21	N
Peachland	Storm Infrastructure Improvements	Wastewater	\$ 35,802.13	N
Peachland	Waterfront Infrastructure Improvements - Day Use Wharf - Parks	Tourism Infrastructure	\$ 70,078.32	N
Peachland	Priority 1 Asset Management Projects: Coldham and Greata PRV	Capacity Building - AM	\$ 546,322.78	N
Pemberton	Improving Community Resiliency Through Vital Infrastructure Rehabilitation	Local Roads Bridges Active Transportation	\$ 4,525,094.00	N
Pemberton	Friendship Trail Connector	Recreational Infrastructure	\$ 25,000.00	Y
Pemberton	Friendship Trail - Multi Use Bridge Construction	Local Roads Bridges Active Transportation	\$ 369,000.00	Y
Penticton	Official Community Plan - Penticton	Capacity Building - ICSP	\$ 13,226.98	Y
Penticton	Pavement Management 2019	Local Roads Bridges Active Transportation	\$ 393,730.00	Y
Penticton	Downtown Revitalization - 400 Block of Main	Local Roads Bridges Active Transportation	\$ 150,000.00	Y
Penticton	SS Sicamous Revitalization - Walkway Extension	Recreational Infrastructure	\$ 97,323.76	Y
Penticton	Woodstock Road Reconstruction	Local Roads Bridges Active Transportation	\$ 5,464.89	Y
Penticton	Penticton Community Center Heat Exchanger	Community Energy Systems	\$ 38,180.00	Y
Penticton	Leir House Building and Safety Upgrades	Cultural Infrastructure	\$ 8,639.35	Y
Penticton	Memorial Arena Roofing	Recreational Infrastructure	\$ 473,049.34	Y
Penticton	Asset Management Capital Planning Tool	Capacity Building - AM	\$ 14,293.88	N
Pitt Meadows	Pitt Meadows Family Recreation Centre - HVAC Upgrades	Community Energy Systems	\$ 16,885.99	Y
Pitt Meadows	Pitt Meadows Family Recreation Centre - Washroom and Office Renovation	Recreational Infrastructure	\$ 20,500.00	Y
Port Alberni	Athol Rd Pedestrian Safety Improvements - 3rd Ave to 4th Ave	Local Roads Bridges Active Transportation	\$ 17,118.00	Y

2019 Gas Tax Project List

Projects as Reported by Ultimate Recipients Between January 1, 2019 and December 31, 2019.

The data found within this report is for information purposes only and is subject to change

Ultimate Recipient	Project Title	Investment Category	Funds Spent	Complete
Port Alberni	Strategic Asset Management Plan Development and Implementation	Capacity Building - AM	\$ 102,700.00	N
Port Alberni	Bike Lane Improvements - Port Alberni	Local Roads Bridges Active Transportation	\$ 67,228.55	Y
Port Alberni	Canal Waterfront Park Improvements	Recreational Infrastructure	\$ 40,000.00	Y
Port Alberni	Coal Creek Neighbourhood Sewer Separation Project - Phase 2 - Storm Sewer	Wastewater	\$ 20,000.00	Y
Port Alberni	Roger Creek Trail Construction	Recreational Infrastructure	\$ 58,000.00	Y
Port Alberni	6th Ave Road Paving Project - Argyle St to Melrose St	Local Roads Bridges Active Transportation	\$ 232,093.72	Y
Port Alberni	Stormmain Replacement Athol Ave - 3rd Ave to 4th Ave	Wastewater	\$ 43,435.00	Y
Port Alberni	Gyro Youth Centre - Perimeter Drains & Walkway Installation	Recreational Infrastructure	\$ 1,687.78	Y
Port Alberni	Multiplex Ice Plant Chiller	Recreational Infrastructure	\$ 128,582.29	Y
Port Alberni	Alberni Valley Multiplex - Roof Membrane Improvements	Recreational Infrastructure	\$ 39,744.00	Y
Port Alberni	Grandview Walkway - ditch infill and paved walking shoulder	Local Roads Bridges Active Transportation	\$ 94,985.31	Y
Port Alberni	Wastewater Treatment Systems Improvements	Wastewater	\$ 5,382,788.03	N
Port Alice	Port Alice Drinking Water System - New SCADA System Installation	Drinking Water	\$ 26,872.12	N
Port Alice	Port Alice Wastewater Treatment Plant - New SCADA System Installation	Wastewater	\$ 3,995.88	N
Port Edward	Port Edward - Asset Management	Capacity Building - AM	\$ 34,058.91	Y
Port Edward	Port Edward Water Treatment Plant - SCADA Upgrade	Drinking Water	\$ 114,536.43	Y
Port Hardy	Don Cruickshank Memorial Arena Chiller Replacement	Recreational Infrastructure	\$ 301,592.41	N
Port Hardy	Sidewalk Extension - Shipley Street & SeaWalk	Local Roads Bridges Active Transportation	\$ 32,455.00	Y
Port Hardy	Road resurfacing - Various Locations	Local Roads Bridges Active Transportation	\$ 113,965.00	N
Port Hardy	Port Hardy Aquatic Centre - Health & Safety Upgrades	Recreational Infrastructure	\$ 3,366.99	N
Port McNeill	Drinking Watermain Replacement - Port McNeill	Drinking Water	\$ 319,307.00	Y
Port Moody	Gatensbury Rd - Road Storm Drainage and Watermain Improvements	Local Roads Bridges Active Transportation	\$ 314,193.37	Y
Pouce Coupe	Skateboard Park Construction - Pouce Coupe Community Centre	Recreational Infrastructure	\$ 323,985.00	N
Powell River	Tourism signage (Phase 2)	Tourism Infrastructure	\$ 5,271.87	Y
Powell River	Energy Efficient Lighting Upgrades - City Hall Dwight Hall and Public Works	Community Energy Systems	\$ 187,819.36	N
Powell River	McGuffie Creek Complex bridge repairs 2016	Local Roads Bridges Active Transportation	\$ 252,162.78	Y
Powell River	Sustainability Committee - Powell River	Capacity Building - ICSP	\$ 1,613.22	Y
Powell River	Main electrical panel Recreation Complex (2018-2019)	Recreational Infrastructure	\$ 42,420.69	N
Powell River	Powell River Recreation Complex Upgrade - Desiccant wheel Replacement	Tourism Infrastructure	\$ 43,280.00	Y
Powell River	Multi-stream waste recycling bins 2019	Solid Waste	\$ 14,225.60	Y
Powell River	Powell River Sport Complex - Main door replacement	Recreational Infrastructure	\$ 59,670.50	N
Powell River	Marine Ave - Beautification Project	Tourism Infrastructure	\$ 11,013.77	Y
Powell River	Powell River Recreation Complex - REALice water treatment system	Recreational Infrastructure	\$ 23,000.00	Y
Powell River	Pavement Management Program 2019 - Various Locations	Local Roads Bridges Active Transportation	\$ 608,964.09	Y
Powell River	Powell River Complex Study SP	Capacity Building - LTIP	\$ 25,517.48	N
Powell River	Powell River Airport - Runway Extension Phase 2	Regional and Local Airports	\$ 200,000.00	Y
Prince George	Parkridge Creek Watershed Drainage Plan	Capacity Building - LTIP	\$ 4,217.55	N
Prince George	Prince George Aquatic Centre - Movable Floor Replacement	Recreational Infrastructure	\$ 228,072.38	Y
Prince George	Heritage River Trail Enhancement	Local Roads Bridges Active Transportation	\$ 108,328.40	N
Prince George	Exhibition Sports Centre - Ventilation Installation	Recreational Infrastructure	\$ 110,019.08	N
Prince George	Prince George City Hall - IT Server Room Air Conditioning Upgrade	Community Energy Systems	\$ 1,330.17	N
Prince George	Masich Place Stadium - Renovation of Stairs and New Fencing Railings and	Sport Infrastructure	\$ 19,235.87	Y

2019 Gas Tax Project List

Projects as Reported by Ultimate Recipients Between January 1, 2019 and December 31, 2019.

The data found within this report is for information purposes only and is subject to change

Ultimate Recipient	Project Title	Investment Category	Funds Spent	Complete
Prince George	Highland Dr E. Central 3rd Ave 5th Ave 15th Ave Eton Ave - Sidewalk	Local Roads Bridges Active Transportation	\$ 590,000.00	Y
Prince George	Construction of New Nechako Riverside Park	Recreational Infrastructure	\$ 67,225.81	Y
Prince George	Playground Replacement at Hammond Jean de Brebeuf and Watrous Neighbourhood Parks	Recreational Infrastructure	\$ 151,827.85	Y
Prince George	2nd Ave 22nd Ave Marleau Rd - New Sidewalks Construction	Local Roads Bridges Active Transportation	\$ 56,097.44	Y
Prince George	Pedestrian and Traffic Safety Improvement - Various Locations (2019)	Local Roads Bridges Active Transportation	\$ 61,041.78	Y
Prince George	Two Rivers Gallery - Direct Digital Control (DDC) Boiler and Security System	Cultural Infrastructure	\$ 49,185.00	N
Prince George	District Energy System - Server and Control Panels Replacement	Community Energy Systems	\$ 51,577.99	Y
Prince George	Masich Place Stadium Artificial Turf Field	Recreational Infrastructure	\$ 480,000.00	Y
Prince Rupert	Road Paving - George Hills Way	Local Roads Bridges Active Transportation	\$ 554,000.00	Y
Prince Rupert	Price Rupert Performing Art Centre - HVAC Upgrade	Community Energy Systems	\$ 85,000.00	Y
Prince Rupert	Earl Mah Aquatic Centre - Disinfection System Upgrade	Recreational Infrastructure	\$ 198,000.00	Y
Prince Rupert	Jim Ciccone Civic Centre - Ammonia Emergency Exhaust Upgrade	Recreational Infrastructure	\$ 113,124.34	Y
Princeton	Princeton Paving Program (2019)	Local Roads Bridges Active Transportation	\$ 224,316.25	Y
Princeton	Laurie Currie Way Paving Project	Local Roads Bridges Active Transportation	\$ 23,956.28	N
Princeton	Princeton and District Arena Chiller Replacement	Sport Infrastructure	\$ 69,768.81	Y
Princeton	Memorial Park Sport Courts Resurfacing	Recreational Infrastructure	\$ 30,198.62	Y
Princeton	Princeton Curling Rink Roof Replacement	Sport Infrastructure	\$ 11,650.00	Y
Princeton	Princeton & District Museum Roof Replacement	Cultural Infrastructure	\$ 21,062.50	Y
Princeton	Bronze Statue Installation Project	Tourism Infrastructure	\$ 133,760.31	N
qathet	Van Anda Improvement District Waterworks Upgrade	Drinking Water	\$ 744,853.82	N
qathet	Tourism Powell River Signage Renewal Phase II	Tourism Infrastructure	\$ 3,623.00	Y
qathet	Resource Recovery Centre Project	Brownfield Redevelopment	\$ 26,539.44	N
qathet	Lasqueti Hall Revitalization Project	Recreational Infrastructure	\$ 5,000.00	Y
qathet	Lasqueti Recycle Depot Upgrade	Solid Waste	\$ 89,166.00	Y
qathet	Asset Management Templates	Capacity Building - AM	\$ 8,399.70	Y
qathet	qathet Regional District Population Projections	Capacity Building - ICSP	\$ 4,500.00	Y
qathet	Bus Shelters	Public Transit	\$ 7,016.48	Y
qathet	Texada Island Airport Master Plan	Capacity Building - ICSP	\$ 10,000.00	Y
qathet	Gillies Bay Old School Parking Lot Upgrades	Recreational Infrastructure	\$ 35,070.90	N
qathet	Lund Sewer System - Lift Station Rebuild	Wastewater	\$ 1,871.82	Y
qathet	Padgett Road Bike Path - Myrtle Creek Bridge	Local Roads Bridges Active Transportation	\$ 28,695.83	N
qathet	Lasqueti Island Parking Area Upgrades	Wastewater	\$ 3,640.36	Y
Queen Charlotte	Transportation Network Improvement Project	Local Roads Bridges Active Transportation	\$ 646,690.00	N
Queen Charlotte	Asset Management - Water & Sewer Capital Asset Review	Capacity Building - AM	\$ 54,180.00	Y
Queen Charlotte	Sewer Treatment Options Analysis	Capacity Building - LTIP	\$ 55,070.31	Y
Queen Charlotte	Renewable Energy Options Analysis	Capacity Building - ICSP	\$ 9,499.87	N
Queen Charlotte	Wastewater Treatment System Confined Space Equipment	Wastewater	\$ 12,014.96	Y
Quesnel	Patchett Street Playground	Recreational Infrastructure	\$ 361,674.93	Y
Quesnel	Pickleball Court Conversion	Recreational Infrastructure	\$ 42,998.94	Y
Quesnel	Bike Trails - South Hills	Recreational Infrastructure	\$ 20,181.90	Y
Quesnel	Quesnel Museum Lighting Upgrade	Community Energy Systems	\$ 9,869.00	Y
Quesnel	Quesnel Museum - Hot Water Tank	Community Energy Systems	\$ 8,966.98	N

2019 Gas Tax Project List

Projects as Reported by Ultimate Recipients Between January 1, 2019 and December 31, 2019.

The data found within this report is for information purposes only and is subject to change

Ultimate Recipient	Project Title	Investment Category	Funds Spent	Complete
Quesnel	Landfill Strategic Plan	Capacity Building - LTIP	\$ 97,030.17	N
Revelstoke	Ski Hill Shuttle Bus Purchase - Revelstoke	Public Transit	\$ 4,880.14	Y
Revelstoke	Building Energy Use Reduction	Community Energy Systems	\$ 37,972.82	Y
Revelstoke	Climate Action Charter (CAC) - Revelstoke	Capacity Building - ICSP	\$ 29,200.02	Y
Revelstoke	Public Transit Bus Purchase - Revelstoke	Public Transit	\$ 102,000.00	N
Revelstoke	Victoria/4th/Townley Intersection Improvements	Local Roads Bridges Active Transportation	\$ 362,395.61	N
Revelstoke	Paving 3rd Street	Local Roads Bridges Active Transportation	\$ 200,000.00	Y
Richmond	Annual Asphalt Re-Paving Program	Local Roads Bridges Active Transportation	\$ 192,822.51	Y
Richmond	Electrical Power Capacity Design for Shore Power and Electrical Vehicle	Community Energy Systems	\$ 22,926.61	N
Richmond	Minoru Bowling Green Artificial Turf Replacement	Recreational Infrastructure	\$ 228,000.00	Y
Richmond	Streetlight LED Upgrade Program	Community Energy Systems	\$ 374,941.36	N
Rossland	Rossland Public Library Renewal Project	Cultural Infrastructure	\$ 80,900.00	Y
Rossland	2019 Road Paving and Pavement Patching Program - Rossland	Local Roads Bridges Active Transportation	\$ 225,917.00	Y
Rossland	2019 Water Meter Upgrade	Drinking Water	\$ 272,771.00	Y
Saanich	Shelbourne St - Road Improvements	Local Roads Bridges Active Transportation	\$ 186,937.73	N
Saanich	Shelbourne Transportation Corridor Plan Development	Local Roads Bridges Active Transportation	\$ 101,141.58	N
Saanich	Finnerty Rd Transportation Improvement Project	Local Roads Bridges Active Transportation	\$ 1,186,362.00	Y
Saanich	Asphalt Overlay Project	Local Roads Bridges Active Transportation	\$ 1,067,000.00	Y
Saanich	W Saanich/Prospect Lak/Sparton Int	Local Roads Bridges Active Transportation	\$ 83,549.96	N
Saanich	Shelbourne Transportation Corridor Plan Development Phase 2	Local Roads Bridges Active Transportation	\$ 16,402.49	N
Salmo	Paving in Various Locations Within the Village of Salmo	Local Roads Bridges Active Transportation	\$ 146,061.00	Y
Salmon Arm	Downtown Salmon Arm - Core Revitalization - Hudson Ave	Local Roads Bridges Active Transportation	\$ 893,443.86	N
Salmon Arm	Shuswap Regional Airport - Taxiway Improvements	Regional and Local Airports	\$ 68,617.12	N
Salmon Arm	LED Street Light Conversion - Various locations in Salmon Arm	Local Roads Bridges Active Transportation	\$ 1,550.48	N
Salmon Arm	Water Pollution Control Centre - Ultraviolet (UV) Light Disinfection System	Wastewater	\$ 650,000.00	N
Sayward	Village of Sayward Water Treatment Facility	Drinking Water	\$ 444,437.50	Y
Sayward	Village of Sayward Water Treatment Facility	Drinking Water	\$ 1,266,700.87	Y
Sechelt	Selma Park - Davis Bay Sewer Functional Plan	Capacity Building - LTIP	\$ 108,668.72	N
Sechelt	Sechelt - Liquid Waste Management Plan	Capacity Building - LTIP	\$ 46,111.85	N
Sechelt	Local Road Paving Projects	Local Roads Bridges Active Transportation	\$ 355,328.12	Y
Sechelt	Trail Avenue Alignment and Safety Improvements - Design and Construction	Local Roads Bridges Active Transportation	\$ 116.43	Y
Sechelt	Baillie Road Sidewalk Construction	Local Roads Bridges Active Transportation	\$ 40,905.38	Y
Sechelt	Wharf Ave Sidewalk Design and construction - Cowrie to Dolphin	Local Roads Bridges Active Transportation	\$ 27,995.38	Y
Sidney	Parking Lot for Downtown Business Employees - Town of Sidney	Tourism Infrastructure	\$ 322,098.66	Y
Sidney	Bike Path West Side of Pat Bay Highway Rehabilitation	Local Roads Bridges Active Transportation	\$ 263,949.72	Y
Sidney	Urban Forest Strategy - Town of Sidney	Capacity Building - ICSP	\$ 13,632.00	Y
Sidney	Community Safety Building – Disaster Mitigation Enhancements	Disaster Mitigation	\$ 500,000.00	Y
Silverton	Highway 3A Sidewalk Upgrade: 2nd St to 4th St	Local Roads Bridges Active Transportation	\$ 24,000.00	N
Slocan	Slocan Community Library Flooring Renovation	Cultural Infrastructure	\$ 7,088.00	Y
Slocan	Village of Slocan Fibre Backbone Project	Broadband Connectivity	\$ 9,225.00	N
Smithers	Chandler Park Soccer Fields Redevelopment Project - Final Phase	Sport Infrastructure	\$ 221,056.84	Y

2019 Gas Tax Project List
Projects as Reported by Ultimate Recipients Between January 1, 2019 and December 31, 2019.
The data found within this report is for information purposes only and is subject to change

Ultimate Recipient	Project Title	Investment Category	Funds Spent	Complete
Smithers	Road Accessibility Upgrade Program - Various Locations (2019)	Local Roads Bridges Active Transportation	\$ 22,708.73	Y
Smithers	Smithers Regional Airport Terminal Building Modernization	Regional and Local Airports	\$ 600,000.00	Y
Sooke	Roads & Sidewalk Improvements	Local Roads Bridges Active Transportation	\$ 450,000.00	N
Sooke	Electric Vehicle Charging Stations - Sooke	Community Energy Systems	\$ 13,688.65	N
Sooke	Brooks Park - Playground Equipment Installation	Recreational Infrastructure	\$ 11,250.00	Y
Sooke	Transportation Master Plan	Capacity Building - LTIP	\$ 65,986.40	N
Sooke	Cains Park - Staircase Replacement	Recreational Infrastructure	\$ 26,181.44	Y
South Coast BC Transportation Authority	2nd SeaBus Replacement	Public Transit	\$ 6,630.00	Y
South Coast BC Transportation Authority	SkyTrain Mark 1 Vehicles	Public Transit	\$ 1,341,462.65	N
South Coast BC Transportation Authority	2013-2016 Fleet Replacements	Public Transit	\$ 21,323,822.27	N
South Coast BC Transportation Authority	Trolley Overhead Rectifier Replacement (Metrotown)	Public Transit	\$ 798,698.22	N
South Coast BC Transportation Authority	Automated Train Control Equipment Replacement	Public Transit	\$ 186,957.02	N
South Coast BC Transportation Authority	2017 Community Shuttle Vehicle Purchases	Public Transit	\$ 7,723.90	Y
South Coast BC Transportation Authority	Electric Battery Bus Purchases - Pilot	Public Transit	\$ 5,261,212.86	N
South Coast BC Transportation Authority	2014-2018 Conventional Bus Replacement	Public Transit	\$ 12,683,484.09	N
South Coast BC Transportation Authority	2017 Conventional Bus Replacement	Public Transit	\$ 56,848,379.03	Y
South Coast BC Transportation Authority	2015-18 40' Conventional Bus Purchases (40' Hybrid) - Expansion	Public Transit	\$ 46,908,404.03	Y
South Coast BC Transportation Authority	2014-18 Community Shuttle Vehicle Replacement	Public Transit	\$ 545,817.76	N
South Coast BC Transportation Authority	2015-18 Community Shuttle Vehicle Purchases - Expansion	Public Transit	\$ 1,285,529.43	Y
South Coast BC Transportation Authority	Equipment for Deferred Retirement Program	Public Transit	\$ 211,920.05	Y
South Coast BC Transportation Authority	2018 60' Conventional Bus Purchases (Hybrid) - Expansion	Public Transit	\$ 14,633,911.66	N
South Coast BC Transportation Authority	2019 Conventional & Double-decker Bus - Expansion	Public Transit	\$ 64,955,625.08	N
South Coast BC Transportation Authority	2019 HandyDART Vehicle Purchase – Expansion	Public Transit	\$ 1,278,712.58	N
South Coast BC Transportation Authority	2019 Double Decker Bus Purchase – Replacement	Public Transit	\$ 14,979,453.97	N
South Coast BC Transportation Authority	2019 HandyDART Vehicle Purchase – Replacement	Public Transit	\$ 4,988,372.36	N

2019 Gas Tax Project List

Projects as Reported by Ultimate Recipients Between January 1, 2019 and December 31, 2019.

The data found within this report is for information purposes only and is subject to change

Ultimate Recipient	Project Title	Investment Category	Funds Spent	Complete
South Coast BC Transportation Authority	2019 Community Shuttle Purchase – Replacement	Public Transit	\$ 2,165,517.92	N
Spallumcheen	Community Development Plan - Spallumcheen	Capacity Building - LTIP	\$ 6,835.00	N
Spallumcheen	Integrated Asset Management and Climate Change Planning for Sustainable Service Delivery	Capacity Building - AM	\$ 28,022.47	N
Spallumcheen	Integrated Asset Management and Climate Change Planning for Sustainable Service Delivery	Capacity Building - AM	\$ 107,477.53	N
Sparwood	Gravel Road Resurfacing - Matevic Road	Local Roads Bridges Active Transportation	\$ 314,737.78	N
Sparwood	Elk Rive Pedestrian Crossing Lighting Installation Project	Local Roads Bridges Active Transportation	\$ 21,003.16	N
Sparwood	2019 Capital Sidewalk Upgrades - Various Locations	Local Roads Bridges Active Transportation	\$ 20,561.39	N
Sparwood	Lions Park - Dog Park Construction	Recreational Infrastructure	\$ 21,690.87	Y
Sparwood	Multi-use Facility Improvements - Tennis Court Replacement	Recreational Infrastructure	\$ 50,271.05	Y
Sparwood	Drinking Water Well# 4 - Construction	Drinking Water	\$ 3,295.48	N
Squamish-Lillooet	Gates Lake Park - Picnic Shelter Construction	Recreational Infrastructure	\$ 38,892.85	Y
Squamish-Lillooet	Village of Pemberton - Grass Soccer Field	Sport Infrastructure	\$ 500,000.00	Y
Squamish-Lillooet	Potable Water System for Gates Lake Community Park	Drinking Water	\$ 3,390.00	N
Squamish-Lillooet	Bralorne Wastewater Collection System Upgrade and Secondary Treatment	Wastewater	\$ 91,000.00	Y
Squamish-Lillooet	Bralorne Wastewater Collection System Upgrade and Secondary Treatment	Wastewater	\$ 2,119,728.50	N
Squamish	Wastewater Treatment Plan - Asset Management Implementation Plan	Capacity Building - AM	\$ 3,000.00	Y
Squamish	2018-2019 Active Transportation Projects	Local Roads Bridges Active Transportation	\$ 322,846.84	Y
Squamish	Integrated Stormwater Management Plan - Squamish	Capacity Building - LTIP	\$ 86,800.00	Y
Stewart	Landfill Closure & Transfer Station - Stewart	Solid Waste	\$ 417,395.00	N
Stewart	Essential Drinking Water System Upgrades	Drinking Water	\$ 224,166.85	N
Strathcona	Strathcona Gardens Community Energy System and Energy Efficiency	Community Energy Systems	\$ 2,126,187.21	N
Strathcona	Quathiaski Cove - Village Trail System Construction	Recreational Infrastructure	\$ 23,625.10	N
Strathcona	Quathiaski Cove - Marine Outfall Improvements	Wastewater	\$ 12,593.63	N
Strathcona	Strathcona Regional District Asset Management Plan Development/Condition Assessments	Capacity Building - AM	\$ 68,000.00	Y
Summerland	LED Streetlight Retrofit Project - Summerland	Local Roads Bridges Active Transportation	\$ 29,191.12	Y
Summerland	Community Skateboard Park - New Construction	Recreational Infrastructure	\$ 46,843.72	N
Summerland	Giant's Head Trail Upgrades	Recreational Infrastructure	\$ 190,000.00	N
Summerland	Summerland Organics Processing Facility Construction	Solid Waste	\$ 45,861.95	N
Summerland	District of Summerland Integrated Asset Management & Infrastructure	Capacity Building - AM	\$ 51,319.50	N
Sun Peaks Resort	Sun Peaks Centre	Tourism Infrastructure	\$ 3,461,279.21	N
Sun Peaks Resort	Solar Light Installation Project - Valley Dr and Village Way	Community Energy Systems	\$ 44,910.50	Y
Sunshine Coast	Coopers Green Hall - Building Replacement Phase 1	Recreational Infrastructure	\$ 4,620.14	N
Sunshine Coast	Granthams Landing Community Hall Rehabilitation	Recreational Infrastructure	\$ 213,364.00	N
Sunshine Coast	Sunshine Coast Regional District Enterprise Asset Management Software Implementation	Capacity Building - AM	\$ 123,303.92	Y
Surrey	Colebrook Park - Forest Walking Loop Addition	Recreational Infrastructure	\$ 20,526.64	Y
Surrey	Sidewalk Installation - 061A Ave from 190 St to 191 St	Local Roads Bridges Active Transportation	\$ 3,834.72	Y
Surrey	Sidewalk Installation - 190 St from 060 Ave to 062A Ave	Local Roads Bridges Active Transportation	\$ 4,445.07	N

2019 Gas Tax Project List

Projects as Reported by Ultimate Recipients Between January 1, 2019 and December 31, 2019.

The data found within this report is for information purposes only and is subject to change

Ultimate Recipient	Project Title	Investment Category	Funds Spent	Complete
Surrey	South Surrey Athletic Park - Covered Practice Facility Construction	Sport Infrastructure	\$ 152,888.75	Y
Surrey	Cloverdale Athletic Park Fieldhouse Construction	Sport Infrastructure	\$ 602,818.42	N
Surrey	Bear Creek Park Walking Loop Construction	Recreational Infrastructure	\$ 390,000.00	N
Surrey	Bear Creek Park Athletic Centre	Sport Infrastructure	\$ 83,527.19	N
Surrey	Sidewalk Construction 092A Avenue: 128 St - Prince Charles Blvd	Local Roads Bridges Active Transportation	\$ 718,653.24	Y
Surrey	New Sidewalk Construction 179 St: 058 - 060 Ave	Local Roads Bridges Active Transportation	\$ 596,625.83	Y
Surrey	2019 Minor Transit Projects - Various locations	Public Transit	\$ 263,114.98	Y
Surrey	New Sidewalk Construction 139 St: 104 - 105A Ave	Local Roads Bridges Active Transportation	\$ 247,603.02	Y
Tahsis	Tahsis Road Works Replacement Project	Local Roads Bridges Active Transportation	\$ 2,982,796.98	N
Taylor	District of Taylor Asset Management Plan: Phase 1	Capacity Building - AM	\$ 39,350.00	Y
Taylor	Mainline Waterline replacement project	Drinking Water	\$ 114,998.82	Y
Taylor	Taylor Community Hall - Boiler Controller Replacement	Community Energy Systems	\$ 51,008.00	Y
Taylor	SCADA Upgrade for Water Treatment Plant	Drinking Water	\$ 28,710.67	Y
Telkwa	Trobak Hill Reservoir	Drinking Water	\$ 2,939,979.48	N
Telkwa	Telkwa Soccer Field - Surface Rehabilitation	Recreational Infrastructure	\$ 7,716.26	N
Telkwa	Sewer Treatment Plant SCADA (sensory and data aquisition) Flow Meter	Wastewater	\$ 13,074.74	N
Terrace	4700 Block Soucie Ave Reconstruction: Eby St - Sparks St	Local Roads Bridges Active Transportation	\$ 545,214.42	Y
Thompson-Nicola	Sewer System Upgrade - Community of Paul Lake	Wastewater	\$ 32,334.98	N
Thompson-Nicola	Water Source Identification Project - Community of Black Pine	Drinking Water	\$ 121,819.18	N
Thompson-Nicola	TNRD Regional Water Meter Program	Drinking Water	\$ 121,712.59	N
Thompson-Nicola	Lower Nicola Community Hall Upgrades	Recreational Infrastructure	\$ 14,947.17	Y
Thompson-Nicola	Paul Lake Community Playground Upgrade	Recreational Infrastructure	\$ 6,660.42	Y
Thompson-Nicola	Blue River Fire Hall - Energy Efficiency Upgrades	Community Energy Systems	\$ 150.00	Y
Thompson-Nicola	Lytton Community Pool - Solar Blanket Upgrade Project	Recreational Infrastructure	\$ 150.00	Y
Thompson-Nicola	Water Treatment System Sediment Mitigation Project - Community of	Drinking Water	\$ 50,490.90	Y
Thompson-Nicola	Barriere Legion - Roof & Insulation Upgrade	Recreational Infrastructure	\$ 150.00	Y
Thompson-Nicola	Community of McLure Volunteer Fire Department - Energy Efficiency Upgrades	Community Energy Systems	\$ 1,239.59	Y
Thompson-Nicola	Communities of Blackpool & Vavenby - Fire Hall Energy Upgrades	Community Energy Systems	\$ 4,596.25	N
Thompson-Nicola	Clearwater Septage Receiving Station Equalization Basin	Wastewater	\$ 26,699.66	Y
Thompson-Nicola	Ferry Road Park Developement	Recreational Infrastructure	\$ 19,250.69	Y
Thompson-Nicola	Drinking Water System Upgrades - Community of Vavenby	Drinking Water	\$ 3,191.47	Y
Thompson-Nicola	Drinking Water System Upgrades - Community of Blue River	Drinking Water	\$ 20,754.47	Y
Thompson-Nicola	Loon Lake Community Hall - Auxiliary Building Construction	Recreational Infrastructure	\$ 27,327.18	Y
Thompson-Nicola	Drinking Water System Upgrades 2018 - Community of Loon Lake	Drinking Water	\$ 11,577.40	N
Thompson-Nicola	Archie Clemes Community Hall (Spences Bridge) - Energy Upgrades	Recreational Infrastructure	\$ 29,649.16	Y
Thompson-Nicola	Lytton Community Pool - Solar Hot Water Panel Installation	Recreational Infrastructure	\$ 150.00	Y
Thompson-Nicola	Ashcroft Hub - Community Centre Energy Efficiency Upgrades	Community Energy Systems	\$ 150.00	Y
Thompson-Nicola	Drinking Water System Upgrades 2018 - Community of Walhachin	Drinking Water	\$ 3,048.09	Y
Thompson-Nicola	Drinking Water System Upgrades 2018 - Community of Savona	Drinking Water	\$ 2,810.40	Y
Thompson-Nicola	Community of Pritchard Fire Hall - Potable Water Supply	Drinking Water	\$ 9,293.93	Y
Thompson-Nicola	Drinking Water System Upgrades 2018 - Community of Del Oro	Drinking Water	\$ 10,244.46	N
Thompson-Nicola	Barriere Curling Club Electrical Upgrade	Recreational Infrastructure	\$ 102.40	Y

2019 Gas Tax Project List

Projects as Reported by Ultimate Recipients Between January 1, 2019 and December 31, 2019.

The data found within this report is for information purposes only and is subject to change

Ultimate Recipient	Project Title	Investment Category	Funds Spent	Complete
Thompson-Nicola	Drinking Water Upgrades 2018 - Community of Maple Mission	Drinking Water	\$ 3,412.70	N
Thompson-Nicola	Drinking Water System Upgrades - Community of Pritchard	Drinking Water	\$ 26,370.82	N
Thompson-Nicola	Drinking Water System Upgrades - Community of Evergreen	Drinking Water	\$ 1,716.10	N
Thompson-Nicola	Vavenby Fire Hall Energy Efficiency Upgrades - Building Exterior	Community Energy Systems	\$ 102.40	N
Thompson-Nicola	Electoral Area "A" - Candle Creek Mountain Bike Trails Network Development	Recreational Infrastructure	\$ 25,249.23	Y
Thompson-Nicola	Vavenby Community Water System - Power Redundancy Transfer Switch	Drinking Water	\$ 401.27	N
Thompson-Nicola	Vavenby Community Water System - Reservoir Road Access	Drinking Water	\$ 19,684.57	Y
Thompson-Nicola	South Green Lake Fire Hall - Building Envelope Energy Efficiency Upgrades	Community Energy Systems	\$ 102.40	N
Thompson-Nicola	Green Lake Snowmobile Clubhouse - Energy Upgrades (70 Mile House)	Community Energy Systems	\$ 26,848.97	Y
Thompson-Nicola	70 Mile House Community Hall Building Envelope Drainage and Renovations	Recreational Infrastructure	\$ 16,187.07	N
Thompson-Nicola	Village of Cache Creek Airstrip Resurfacing	Regional and Local Airports	\$ 8,341.34	N
Thompson-Nicola	Ashcroft Legion Lighting Upgrades	Community Energy Systems	\$ 27,946.12	Y
Thompson-Nicola	Stake Lake Ski Trails Lighting Upgrade - Electoral Area "J" (Copper Desert	Community Energy Systems	\$ 76.84	N
Thompson-Nicola	Savona Community Hall Electrical Upgrades	Community Energy Systems	\$ 13,062.80	N
Thompson-Nicola	Pritchard Community Hall Accessibility Upgrades	Recreational Infrastructure	\$ 56,367.57	N
Thompson-Nicola	Lower Nicola Waterworks Wellhead Stabilization Project - Electoral Area "M"	Drinking Water	\$ 47.88	N
Thompson-Nicola	North Thompson Fall Fair Riding Arena Irrigation - Barriere	Recreational Infrastructure	\$ 5,823.45	Y
Thompson-Nicola	North Thompson Fall Fair Main Building Energy Efficiency Upgrades - Barriere	Community Energy Systems	\$ 21,986.88	N
Thompson-Nicola	Little Fort Community Hall Potable Water Supply.	Drinking Water	\$ 2,796.37	N
Thompson-Nicola	Pinantan Lake Playground Upgrade - Pinantan Elementary PAC	Recreational Infrastructure	\$ 67,896.22	N
Thompson-Nicola	Sun Peaks Recreation Centre Development	Sport Infrastructure	\$ 309,040.62	Y
Thompson-Nicola	Black Pines Water Solare Panels & Sample Station Project - Electoral Area "P" (Rivers and the Peaks)	Drinking Water	\$ 1,591.37	N
Tofino	Tofino Multi-Use Path Extension to Pacific Rim National Park (PRNP)	Local Roads Bridges Active Transportation	\$ 854,266.72	N
Tofino	Multi-Use Path Improvements - Abraham to Sea Otter	Local Roads Bridges Active Transportation	\$ 89,785.81	Y
Trail	Trail Memorial Centre Arena Roof Replacement	Recreational Infrastructure	\$ 1,157,744.07	Y
Trail	Old Trail Pedestrian Suspension - Bridge Debt Payment	Local Roads Bridges Active Transportation	\$ 254,029.56	N
Tumbler Ridge	Parks and Recreation Master Plan	Capacity Building - ICSP	\$ 80,000.00	Y
Tumbler Ridge	Tennis Court Lighting	Recreational Infrastructure	\$ 11,371.83	N
Tumbler Ridge	Southgate Sidewalk Installation - Iles Way to Pioneer Loop	Local Roads Bridges Active Transportation	\$ 104,639.33	N
Ucluelet	Wild Pacific Trail Connector - Marine Dr Walkway	Recreational Infrastructure	\$ 51,398.48	N
Ucluelet	Facilities Action Plan	Capacity Building - AM	\$ 23,479.20	Y
Ucluelet	School Zone Road Improvements	Local Roads Bridges Active Transportation	\$ 53,270.43	Y
Ucluelet	Peninsula Road Upgrade	Local Roads Bridges Active Transportation	\$ 29,933.00	N
Ucluelet	Village Green Upgrade	Cultural Infrastructure	\$ 47,875.00	N
Ucluelet	SCADA System Upgrade	Drinking Water	\$ 33,611.02	N
Valemount	Roads Rehabilitation Projects - 2019 - Various Locations	Local Roads Bridges Active Transportation	\$ 178,188.00	Y
Vanderhoof	Vanderhoof Aquatic Centre	Recreational Infrastructure	\$ 430,836.00	Y
Vanderhoof	Vanderhoof Aquatic Centre	Recreational Infrastructure	\$ 194,989.64	Y
Vernon	24 Avenue New Sidewalk program	Local Roads Bridges Active Transportation	\$ 10,390.32	N
Vernon	Drainage Infrastructure Prioritization - Asset Management and Climate Change	Capacity Building - AM	\$ 80,815.34	Y
Vernon	29th / 30th Street Transportation Corridor – 39th Avenue Intersection	Local Roads Bridges Active Transportation	\$ 104,290.82	Y

2019 Gas Tax Project List

Projects as Reported by Ultimate Recipients Between January 1, 2019 and December 31, 2019.

The data found within this report is for information purposes only and is subject to change

Ultimate Recipient	Project Title	Investment Category	Funds Spent	Complete
Vernon	30th Street Road and Utility Rehabilitation - Phase 2	Local Roads Bridges Active Transportation	\$ 13,836.69	Y
Vernon	Transit Infrastructure Improvements	Public Transit	\$ 23,139.51	N
Vernon	Pottery Rd - Road Rehabilitation Project	Local Roads Bridges Active Transportation	\$ 4,182.46	N
Vernon	30th Street Road and Utility Rehabilitation - Phase 1	Local Roads Bridges Active Transportation	\$ 42,924.96	N
Vernon	Road and Utility Upgrade - 29 Ave	Local Roads Bridges Active Transportation	\$ 714.20	Y
Vernon	Okanagan Lake - Lake Access and Parking Lot Development	Local Roads Bridges Active Transportation	\$ 22,628.85	N
Vernon	Hurlburt Park Development - Parking Lot Expansion	Recreational Infrastructure	\$ 100,394.00	N
Vernon	2019 Capital Road Works - Design and Construction	Local Roads Bridges Active Transportation	\$ 69,924.01	Y
Vernon	28 Ave Road and Utility reconstruction	Local Roads Bridges Active Transportation	\$ 1,137,277.74	N
Vernon	Priority Sidewalks	Local Roads Bridges Active Transportation	\$ 385,664.10	N
Vernon	48 Ave Drainage and Road Rehabilitation	Local Roads Bridges Active Transportation	\$ 472,241.03	N
Vernon	Priority Drainage Improvement	Local Roads Bridges Active Transportation	\$ 18,063.36	N
Vernon	Transportation Network Connection	Local Roads Bridges Active Transportation	\$ 60,343.99	Y
Victoria	Storm Drain Brick Main Assessment and Rehabilitation	Wastewater	\$ 1,388,175.31	N
Victoria	Bicycle Network Construction - Victoria	Local Roads Bridges Active Transportation	\$ 2,558,627.47	N
Victoria	Blanshard/Kings Pedestrian & Bicycle Crosswalk	Local Roads Bridges Active Transportation	\$ 33,001.05	N
View Royal	Burnett to View Royal Park road improvement design	Local Roads Bridges Active Transportation	\$ 272,768.05	Y
View Royal	Chilco Hill - Trails Construction	Recreational Infrastructure	\$ 38,175.00	Y
View Royal	Fleet vehicle conversion - Electric Vehicle Purchase	Community Energy Systems	\$ 32,370.43	Y
View Royal	View Royal Park Bike Skills Path Construction	Recreational Infrastructure	\$ 15,176.40	Y
View Royal	Island Hwy LED lighting upgrade - Colwood border to Colwood interchange	Community Energy Systems	\$ 27,710.00	Y
View Royal	Town Hall and Centennial Park Electric Vehicle Charging Stations	Community Energy Systems	\$ 50,056.50	Y
View Royal	Asset inventory data collection	Capacity Building - AM	\$ 29,837.75	Y
West Kelowna	West Kelowna Multi Sport Centre Construction	Sport Infrastructure	\$ 45,290.00	Y
West Kelowna	Lions Hall - Air Handling Unit Replacement	Recreational Infrastructure	\$ 19,842.16	Y
West Kelowna	2019 Pedestrian Improvement Program - Ross Road Construction and McIver Road Design	Local Roads Bridges Active Transportation	\$ 657,338.00	Y
West Kelowna	Road Rehabilitation Program 2019 - Various Locations	Local Roads Bridges Active Transportation	\$ 178,155.00	N
West Kelowna	Drainage Improvements - Quails Gate and Boucherie Rd	Wastewater	\$ 542,680.00	Y
West Kelowna	West Kelowna Rapid Transit Project	Public Transit	\$ 382,178.28	Y
West Vancouver	Whytecliff Park Sport Court Replacement Improvement	Recreational Infrastructure	\$ 114,492.00	N
Whistler Resort	Waste Transfer Station - Debt Financing	Solid Waste	\$ 1,043,303.00	N
Whistler Resort	Asset Management Investment Plan and Staff Capacity Building	Capacity Building - AM	\$ 52,820.00	Y
Whistler Resort	Composter Capacity Upgrade	Solid Waste	\$ 1,155,112.66	N
Whistler Resort	Whistler Liquid Waste Management Plan Update	Capacity Building - LTIP	\$ 8,981.50	Y
Williams Lake	Facility and Pavement Condition Assessment	Capacity Building - AM	\$ 100,000.00	Y
Williams Lake	2019 Road Reconstruction Project	Local Roads Bridges Active Transportation	\$ 1,200,000.00	N
Williams Lake	Facility and Pavement Condition Assessment	Capacity Building - AM	\$ 107,500.00	Y
Zeballos	Zeballos River Crossing	Local Roads Bridges Active Transportation	\$ 148,162.69	N

UNION OF BRITISH COLUMBIA MUNICIPALITIES

Victoria Office

525 Government Street
Victoria, BC V8V 0A8
250-356-5133
gastax@ubcm.ca

Richmond Office

Suite 60 - 10551 Shellbridge Way
Richmond, BC V6X 2W9
604-270-8226
ubcm@ubcm.ca



Follow us @**GasTaxFundinBC**
