

# **Federal Gas Tax Agreement in British Columbia 2018 Annual Expenditure Report**



---

## Acknowledgements

This Annual Expenditure Report covers the disbursements and expenditures of federal Gas Tax funding for the period of January 1 to December 31, 2018 and in accordance with reporting requirements outlined in Schedule D of the 2014-2024 Administrative Agreement on the Federal Gas Tax fund between Canada, the Province of British Columbia, and UBCM (Gas Tax Agreement or GTA). This report provides an overview of the projects reported by Ultimate Recipients in 2018, and includes the results of the annual UBCM Gas Tax Audit (Appendix B), the Financial Report Table (Appendix A) and a detailed list of all projects reported in 2018 (Appendix C).

Photo Credits: City of Abbotsford, Central Kootenay Regional District, Capital Regional District, City of Chilliwack, Columbia Shuswap Regional District, Cowichan Valley Regional District, City of Fort St. John, District of Hudson's Hope, District of Invermere, City of Kamloops, District of Lake Country, Nanaimo Regional District, Village of Port Clements, City of Prince George, Town of Smithers, TransLink, City of West Kelowna.

Published by the Union of BC Municipalities, November 2019



# TABLE OF CONTENTS

|  |         |
|--|---------|
| Acknowledgements   | Page 2  |
| Gas Tax Fund in British Columbia   | Page 6  |
| Program Background   | Page 8  |
| Program Administration and Funding Streams   | Page 9  |
| Community Works Fund   | Page 9  |
| Strategic Priorities Fund  | Page 10 |
| Greater Vancouver Regional Fund  | Page 10 |
| Gas Tax Program Highlights   | Page 11 |
| Summary of Reporting Period  | Page 12 |
| Investment Category Analysis: Local Roads, Bridges Active Transportation                       | Page 14 |
| Project Profile: Local Roads & Bridges, City of Dawson Creek                                   | Page 14 |
| Project Profile: Local Roads & Bridges, Capital Regional District                              | Page 15 |
| Investment Category Analysis: Wastewater and Storm Water Collection                            | Page 16 |
| Project Profile: Storm Water Systems, District of Coldstream                                   | Page 16 |
| Project Profile: Wastewater, Storm Water and Water Systems, Regional District of East Kootenay | Page 17 |
| Investment Category Analysis: Drinking Water   | Page 18 |
| Project Profile: Water Systems, Columbia Shuswap Regional District                             | Page 19 |
| Investment Category Analysis: Community Energy Systems   | Page 20 |
| Project Profile: Community Energy Systems, District of Hudson's Hope                           | Page 21 |
| Investment Category Analysis: Recreation, Sport, Tourism and Cultural Infrastructure           | Page 22 |
| Project Profile: Recreation Infrastructure, City of Prince George                              | Page 24 |
| Investment Category Analysis: Solid Waste Management   | Page 25 |
| Project Profile: Solid Waste Management, Cowichan Valley Regional District                     | Page 26 |



|   |         |
|---|---------|
| Investment Category Analysis: Regional Local Airports, Broadband Connectivity and Disaster Mitigation         | Page 27 |
| Investment Category Analysis: Public Transit  | Page 28 |
| Project Profile: Transit Systems, City of West Kelowna  | Page 28 |
| Greater Vancouver Regional Fund   | Page 29 |
| Project Profile: Electric Buses and Charging Stations   | Page 29 |
| Project Profile: Double Decker Buses  | Page 29 |
| Investment Category Analysis: Capacity Building, Asset Management, ICSP and Long-Term Infrastructure Planning | Page 30 |
| Local Government Outreach: List of Gas Tax Outreach Events in 2018  | Page 31 |
| Local Government Outreach: List of Local Government Meetings in 2018  | Page 32 |
| Recipient Communications  | Page 34 |
| Asset Management  | Page 37 |

## Gas Tax Fund in British Columbia

The federal Gas Tax Fund (GTF) in British Columbia provides local governments with stable, predictable and dedicated funding for capital infrastructure and capacity building projects. Annually, the GTF in BC delivers a direct, per capita transfer of \$110 million to 189 local governments and allocates an additional \$140 million to transit projects in Metro Vancouver and \$30.6 million to application based funding across the province (Figure 4).

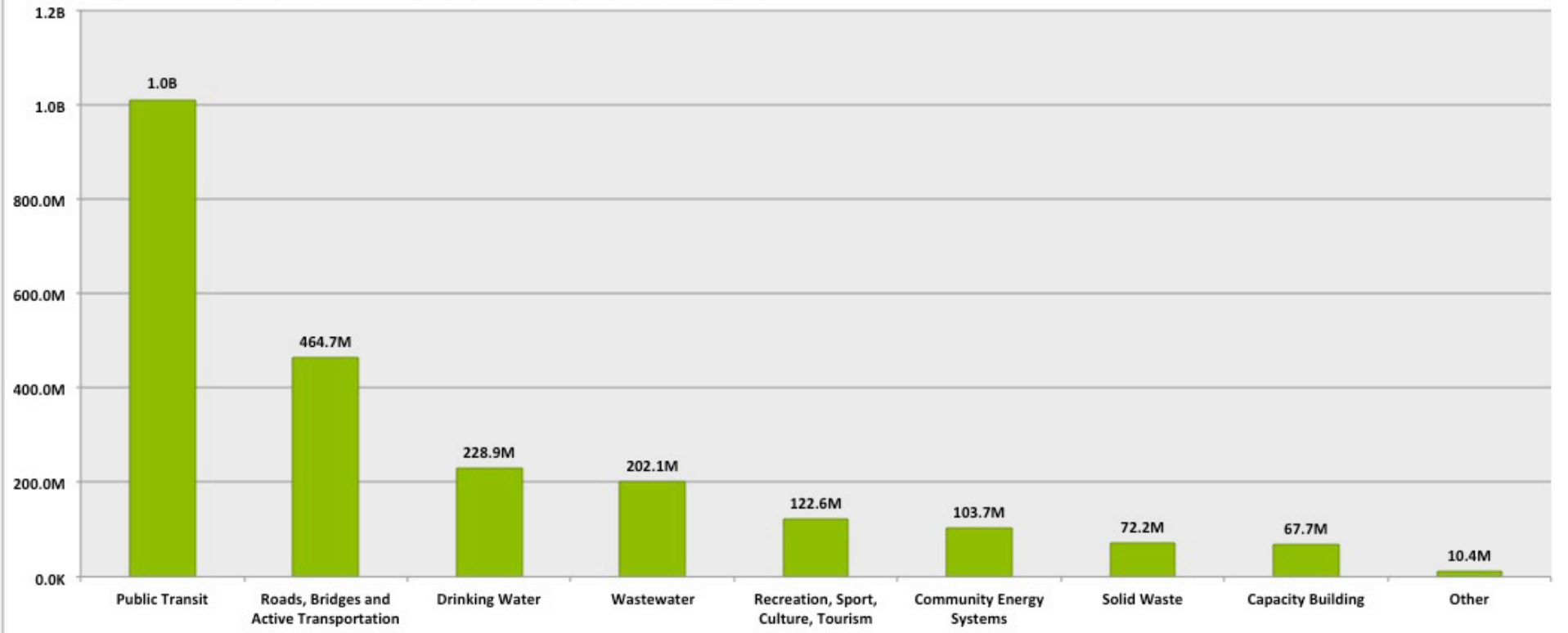
Since the programs inception in 2005, local governments in BC have spent nearly \$2.1 billion of Gas Tax Funds on 5,300 individual projects. Over \$1.5 billion has been invested into roads and public transportation initiatives; \$430 million invested into drinking water and wastewater projects; and \$68 million invested in local capacity building projects (Figure 1). In 2018, 1,003 Gas Tax projects were reported.

The federal Gas Tax Fund in BC works to attain program outcomes of a cleaner environment, stronger cities and communities and productivity and economic growth.



*District of Lake Country Wastewater Treatment Plant Building*

**Figure 1: GTF Expenditures by Project Category: 2005 - 2018**



## Program Background

2018 marks the fifth year of the ten-year Federal Gas Tax Agreement and the 14th year of Gas Tax Funding in British Columbia. In 2011, the GTF became a permanent source of local government funding through Section 161 of *Keeping Canada's Economy and Jobs Growing Act*, which set \$2 billion of federal funding annually for transfer to provinces and territories.

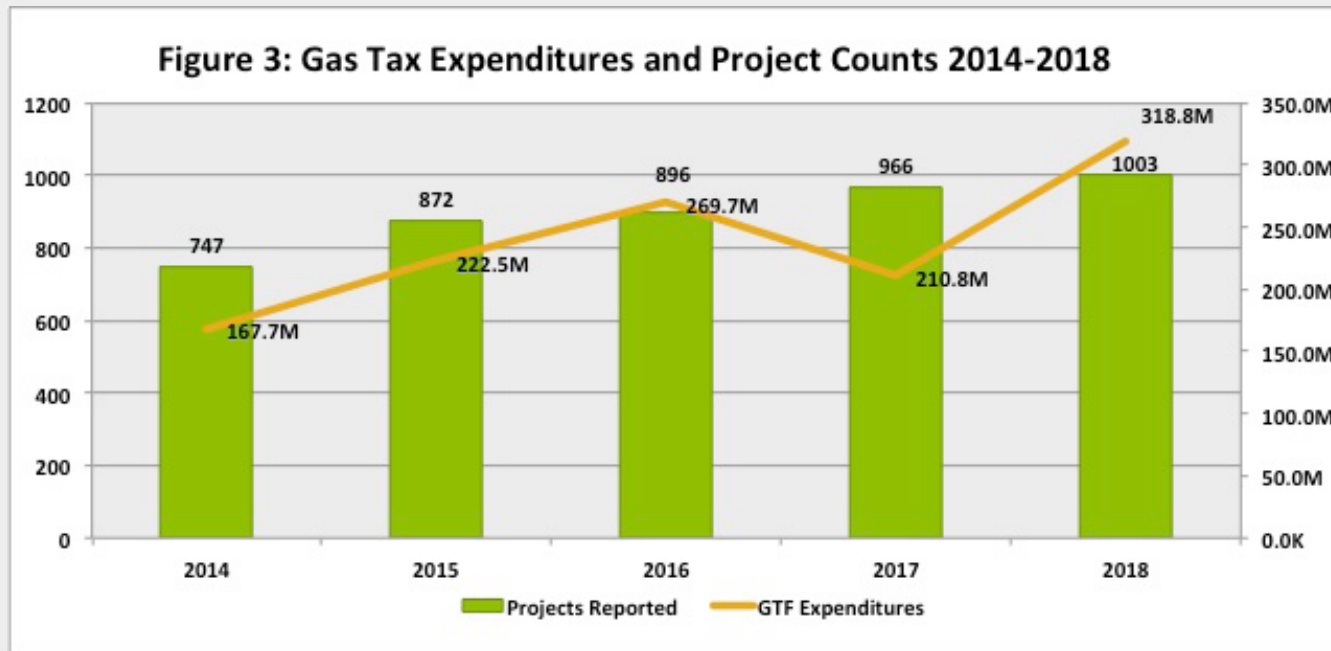
In BC, the GTF helps build communities by providing local governments with direct, stable and predictable funding that can be directed to locally prioritized infrastructure needs.

The commitment to funding by the federal government has allowed the GTF program in BC to grow in spending and project counts on an almost annual basis, confirming that the program is continuing

to make an impact on the local government infrastructure landscape and becoming a reliable source of funding for communities throughout the province.

In 2018 alone, local governments have reported spending on record number of projects – a trend which is anticipated to continue through 2019 with the one-time doubling of the Gas Tax Fund which occurred in spring of 2019.

Further, with the continued significant investment in environmentally sustainable public transportation infrastructure in the Metro region, GTF spending has increased by over 50% from 2017.



# Program Administration and Funding Streams

## Community Works Fund

UBCM administers the Gas Tax Fund on behalf of Canada and British Columbia and reports annually to Canada on expenditures, disbursements and project details. Over the term of the Agreement (2014-2024), UBCM will oversee the transfer of more than \$3 billion of federal funding to local governments in BC and eligible recipients for infrastructure and capacity building projects.

The federal Gas Tax Fund is delivered through three program streams: the Community Works Fund (CWF); the Strategic Priorities Fund (SPF); and the Greater Vancouver Regional Fund (GVRF).

CWF is available to all local governments in British Columbia and is based on a per capita funding formula with a funding floor and delivered twice annually. Local governments make local choices about which eligible projects to fund and report annually on these projects and their outcomes. In 2018, Gas Tax Program Services delivered \$109.7 million of Community Works funding to local governments.

Community Works Funding was made available to all incorporated local governments in BC in 2014 with the inclusion of Metro Vancouver member municipalities. Since then, 2,933 CWF projects have been reported. These projects account for \$435 million in GTF investment. The number of CWF projects reported annually continues to grow, as do total project expenditures. 2018 saw the largest number of CWF projects reported, 908, and the highest level of CWF expenditures at \$105 million (Figure 5).

Figure 4: 2018 GTF Allocations

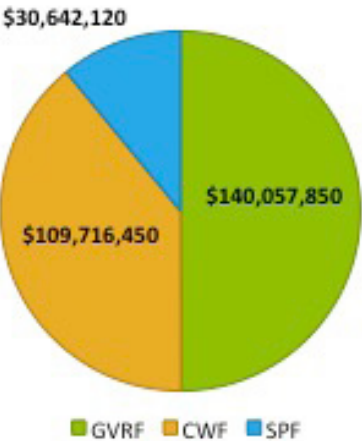


Figure 5: CWF: Project Expenditures and Counts: 2014-2018



## Strategic Priorities Fund

The Strategic Priorities Fund is an application-based program available to local governments and other recipients outside of Metro Vancouver to support infrastructure and capacity building projects that are either large in scale, regional in impact or innovative, and align with the program objectives of productivity and economic growth, a clean environment and strong cities and communities.

In 2018, 25 SPF projects reported spending \$15.6 million of Gas Tax funds. By 2024, the Gas Tax Fund in BC will deliver approximately \$300 million to more than 175 SPF projects.

Additionally, 53 other application-based projects were reported in 2018 with total GTF spending of \$42.5 million. This figure includes all other application-based programs administered under the GTF program including the Innovations Fund, the Regionally Significant Projects Fund, and the General Strategic Priorities Fund. In total, application based projects reported in 2018 have invested \$103 million of Gas Tax funding into locally significant infrastructure and planning projects.

## Greater Vancouver Regional Fund

The GVRF provides funding for regional transportation investments within the Metro Vancouver Regional District and its member municipalities. Projects are proposed for funding by TransLink and approved by the Metro Board. In 2018, 17 projects expending \$155 million were reported under the GVRF program. To date, these projects represent \$449 million in Gas Tax investments towards public transportation infrastructure in the Metro Vancouver region.

By 2024, the GVRF will allocate over \$1.5 billion in transportation investments that benefit Metro Vancouver and its member municipalities.



## Gas Tax Program Highlights

In accordance with Schedule D of the Gas Tax Agreement, by September 30th each year, UBCM is required to provide an annual report to Canada on Gas Tax disbursements, expenditures and a detailed project list covering the previous calendar year. The 2018 the Financial Report Table is found in Appendix A, the UBCM Gas Tax Audit is found in Appendix B and the Reported Project List is found in Appendix C of this report.



*Village of Port Clements Upgrade to Water Distribution System*

## Summary of Reporting Period

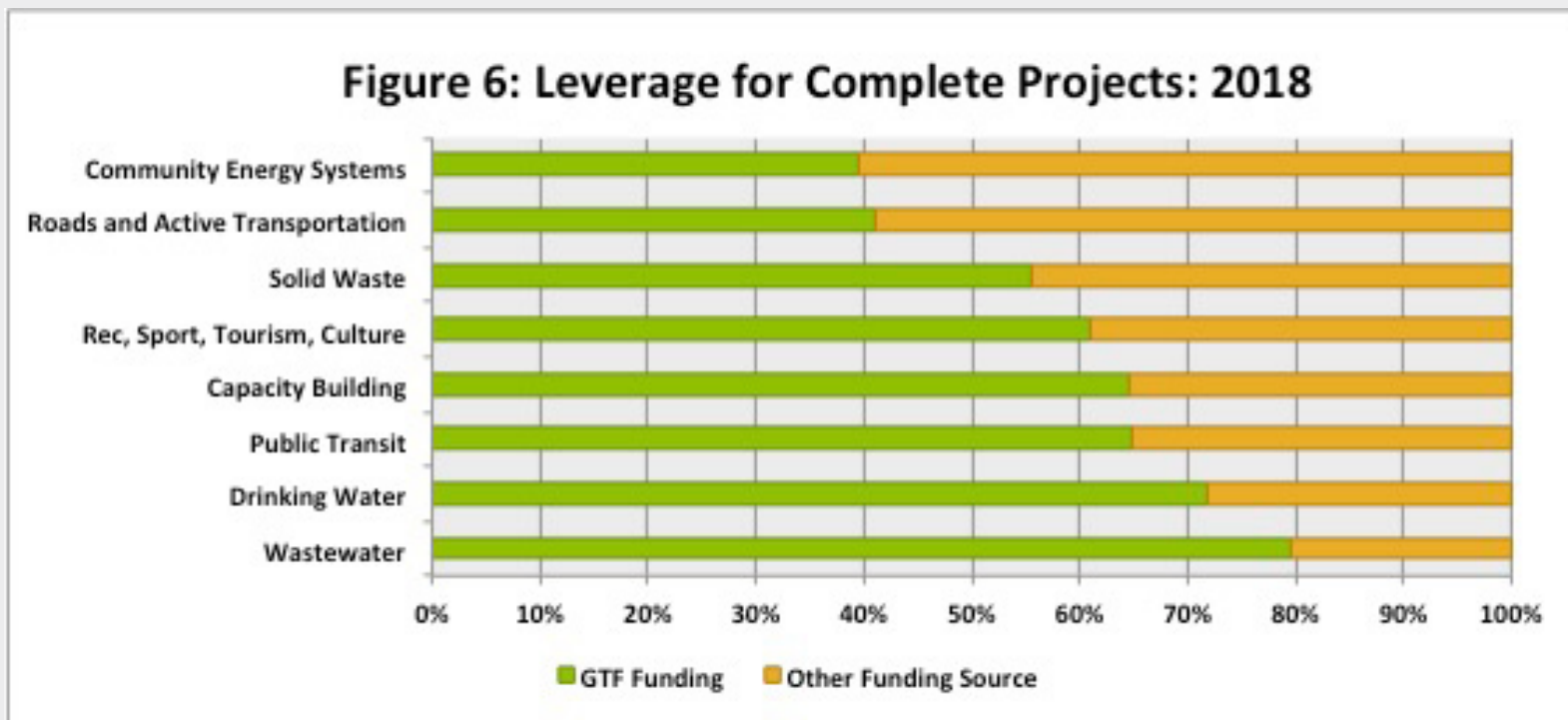
In 2018, 167 local governments reported spending \$318.7 million on 1,003 Gas Tax funded projects. Both the number of projects reported and the total spending amount has increased over previous years. UBCM expects this amount to increase again in 2019 as a result of the one-time top-up. The estimated total cost of projects reported in 2018 is over \$1.6 billion. Public Transit (50%), Roads, Bridges and Active Transportation (19%), and Recreation and Sport (10%) infrastructure projects received the highest levels of investment. While Recreation and Sport (29%), Roads, Bridges and Active Transportation (23%), and Capacity Building (15%) had the highest project counts.

Table 1

| Investment Category   | Total GTF Spending   | Projects Reported | Complete Projects |
|---|----------------------|-------------------|-------------------|
| Public Transit  | \$160,238,011        | 36                | 12                |
| Local Roads, Bridges and Active Transportation  | \$59,434,856         | 231               | 127               |
| Recreation, Sport, Culture, Tourism   | \$32,244,062         | 288               | 180               |
| Wastewater  | \$28,327,078         | 80                | 33                |
| Drinking Water  | \$16,446,830         | 107               | 48                |
| Solid Waste   | \$7,832,295          | 25                | 16                |
| Capacity Building - Long Term Infrastructure Planning, Asset Management, Integrated Community Sustainability Planning | \$6,686,077          | 154               | 63                |
| Other<br>(Broadband Connectivity, Disaster Mitigation, Regional Local Airports, Brownfield)                           | \$3,889,437          | 15                | 4                 |
| Community Energy Systems  | \$3,656,185          | 67                | 42                |
|   | <b>\$318,754,831</b> | <b>1003</b>       | <b>525</b>        |

Since 2014, investment in the Recreation, Sport, Culture and Tourism categories has steadily increased. In 2018, these investments accounted for the highest number of reported projects (288) and third highest level of investment (\$32 million). The increase in investment corresponds with a significant decrease in the number of Community Energy System projects reported. This shift in investment is directly related to reclassifying projects based on asset location instead of project details. As an example, where the replacement of a boiler in a community arena was previously categorized as Community Energy, now it is considered a Recreation or Sport Infrastructure project.

Gas Tax funding continues to be an important source of funding for local government projects. On average, for every \$100 of infrastructure investment reported, Gas Tax funds account for \$53 with \$47 coming from a different funding source. Wastewater and drinking water projects have the highest ratio of GTF contribution, which shows that the fund helps local government accomplish program objectives. With the one-time top up arriving in 2019, we expect the Gas Tax Fund to be leveraged to an even greater degree.



## Investment Category Analysis

### Local Roads, Bridges Active Transportation

In 2018, 89 local governments expended \$59.4 million undertaking 230 road and active transportation infrastructure projects. The total number of projects reported and spending remained the same from the previous reporting year. Investment in road infrastructure has consistently been one of the top categories since the GTF took effect.

Road infrastructure projects reported in 2018 represent \$109 million in cumulative GTF spending and have an estimated total project cost in excess of \$395 million. 127 projects were reported as complete, the average leverage for complete projects is for every \$100 of Gas Tax funds invested, \$144 is input from other sources.

Projects reported in 2018 worked to improve or construct over 294 kilometers of local roads, bridges and active transportation infrastructure that benefits more than three million British Columbians. Additional outputs from road infrastructure projects includes: improvements to 14 bridges, 29 manhole and catch basin units installed, 6 roundabouts constructed, improvements to 47 intersections and cross walks and the installation or replacement of 815 streetlights.

| Local Roads, Bridges and Active Transportation<br>2018 Output |     |
|---|-----|
| Paved Road (km)   | 156 |
| Sidewalk (km)   | 39  |
| Bicycle lane (km)   | 54  |
| Multi-use Pathway (km)  | 46  |
| Sewer, Storm, Water, Open Ditch (km)                          | 18  |
| Street Lighting (#)   | 815 |
| Bridge (#)  | 14  |
| Roundabout (#)  | 6   |
| Curbs and gutters (km)  | 19  |
| Catch basins (#)  | 29  |
| Pedestrians/Bicycle Crossing (#)                              | 57  |

### Project Profile Local Roads & Bridges City of Dawson Creek

Following an engineering study that warned its 10th Street Bridge was at risk of washing out following historic flooding, the City of Dawson Creek used Federal Gas Tax Funds to construct a replacement bridge. The original 55-year-old crossing was closed in 2015 to vehicles weighing more than 12,000 kilograms, requiring fire trucks, maintenance vehicles and fully-loaded school and transit buses to detour to other crossings. The new bridge provides improved service for pedestrians and cyclists through the addition of an additional sidewalk and dedicated bike lanes.





## Project Profile Local Roads & Bridges Capital Regional District

The Gas Tax Fund has provided critical funding for the construction of the first two phases of the E&N Rail Trail – Humpback Connector through the Capital Region. This multi-use trail is being constructed largely within the rail corridor and links the City of Langford, Town of View Royal, Esquimalt Nation, Songhees Nation, Township of Esquimalt and City of Victoria. Currently, 12 km of the trail is complete and open for public use, expanding the CRD's regional trail network to nearly 100 km. The most recent phase of the work included the construction of a pedestrian and cycling bridge at Hereward Road. The trail received about 400,000 visits in 2018.



## Investment Category Analysis

### Wastewater and Storm Water Collection

In 2018, 46 local governments undertook 81 wastewater infrastructure projects, totalling expenditures in excess of \$28 million, a significant increase in expenditures when compared to 2017. 33 projects were completed, while 46 projects were initiated. Wastewater projects reported in 2018 represent \$150.7 million in estimated total project cost. The average leverage for a complete wastewater project, for every \$100 of Gas Tax funds, \$25 comes from additional revenue sources. Wastewater projects rely most heavily on the Gas Tax for project funding.

Projects improved treatment for 74,000m<sup>3</sup> of wastewater everyday. Overall, wastewater projects benefit a population of 194,336 British Columbians and support 977 kilometers of storm sewer networks and 1,248 kilometers of sanitary sewer networks.



*City of Abbotsford Sludge Pump Station*

#### **Project Profile Storm Water Systems District of Coldstream**

The District of Coldstream used Gas Tax Funds to create a surface flow constructed wetland to remove nitrate-N from several groundwater seepages that were flowing into Coldstream Creek. The constructed wetland was built on a former pasture site within the creek floodplain, and is contained by berms to prevent flooding. The design objective was to reduce nitrate-N concentrations from >10 mg/L to levels that are within the BC guidelines for aquatic life protection. This low maintenance system relies on gravity flow through the constructed wetland. Cattail was the primary plant species at construction, and other native species are colonizing the wetland.



| Infrastructure                                | Output |
|---|--------|
| Wetland Treatment (#)                         | 3      |
| Pumps (#)                                     | 4      |
| SCADA Systems (#)                             | 21     |
| Generators (#)                                | 3      |
| Sewage Lagoon (#)                             | 5      |
| Wastewater Outfalls and Disposal Plant (#)    | 4      |
| Wastewater Treatment Plant                    | 9      |
| Capacity (m <sup>3</sup> /day)                | 74,340 |
| Security                                      | 1      |
| Connections                                   | 3,640  |
| Septic Tank                                   | 2      |
| Inflow and Infiltration Improvements          | 3      |
| Sanitary Sewer (km)                           | 10     |
| Connections (#)                               | 1,760  |
| Drainage Pump Station and Lift Stations (#)   | 3      |
| Inlets (#)                                    | 15     |
| Catch Basins (#)                              | 66     |
| Receiving Drains (#)                          | 1      |
| Outfalls (#)                                  | 101    |
| Manholes (#)                                  | 149    |
| Cleanouts (#)                                 | 6      |
| Drywells (#)                                  | 2      |
| Bioretention and Biofiltration Facilities (#) | 1      |
| Storm Water Management Pond/Creek (#)         | 5      |
| Culverts (#)                                  | 10     |

| Infrastructure        | Output |
|-----------------------|--------|
| Curbs and Gutters (m) | 700    |
| Open Storm Ditch (#)  | 3      |
| Storm Sewer (m)       | 6,175  |

## Project Profile Wastewater, Storm Water and Water Systems Regional District of Easy Kootenay

The Gas Tax Fund was a key contributor to the financing of a Regional District of East Kootenay project to upgrade the sanitary, storm and water infrastructure, along with roadwork improvements at a highway crossing in the community of West Fernie. The completed project includes the rehabilitation of approximately 4.1 kilometres of potable water mains, approximately 3.4 kilometres of sanitary sewer and 3.3 kilometres of stormwater mains, and repaving of all the roads.

The upgraded water system replaces one that was over 50 years old and in deteriorating condition. The new sanitary sewer system provides new service deliver that allows 200 homes

## Investment Category Analysis

### Drinking Water

In 2018, 47 local governments undertook 107 drinking water infrastructure projects with GTF investments in excess of \$16.4 million. These projects represent \$91.3 million in estimated total project cost, and to date, have expended \$45.8 million of Gas Tax funds. On average, drinking water projects account for 10% of spending and total projects on an annual basis.

36 drinking water infrastructure projects were reported complete in 2018. The average leverage for complete projects is for every \$100 of Gas Tax funds invested, \$39 comes from an alternate funding source.

Drinking water infrastructure projects made improvements to 8,320m<sup>3</sup> of clean water storage. Improvements were made to 3,640 drinking water connections, while overall, drinking water projects benefit populations in excess of 363,359 and support over 3,233 kilometers of drinking water transmission main. In 2018, 35% of projects generated new drinking water infrastructure while 65% of projects replaced, enhanced or improved existing infrastructure. Drinking water projects reported in 2018 can also claim the following outputs:

- 8 boil water advisories rescinded
- 37.8 kilometers of drinking water main improved or installed
- 1,992 residential and commercial water meters installed
- 72 fire hydrants installed
- 12 pressure reducing valve stations and 19 pump stations improved or installed
- Installation of 36 SCADA systems at various locations.

| Infrastructure                       | Output |
|--------------------------------------|--------|
| Treatment Facilities (#)             | 7      |
| Filtration or Treatment Systems (#)  | 13     |
| Water Reservoir (m <sup>3</sup> )    | 6,279  |
| Water Storage Tank (m <sup>3</sup> ) | 231    |
| Water Towers (#)                     | 1      |
| Local Water Pipe (m)                 | 6,862  |
| Transmission Pipe (m)                | 30,993 |
| Water System Intakes (#)             | 3      |
| Aquifers/Water Source (#)            | 4      |
| Water Well (#)                       | 24     |
| Connections (#)                      | 3,640  |
| Hydrants (#)                         | 72     |
| Pumps (#)                            | 6      |
| Water Meters (#)                     | 1,992  |
| PRV's/Shutoffs (#)                   | 12     |
| Generators (#)                       | 2      |
| SCADA Systems (#)                    | 36     |
| Surge Tank (#)                       | 1      |
| Boil Water Advisory Removal (#)      | 6      |

## **Project Profile Water Systems Columbia Shuswap Regional District**

The Columbia Shuswap Regional District used Federal Gas Tax funding to construct a water treatment system in the community of Sunnybrae. The new system lifted a long-standing boil water advisory that had been in place for nine years following its abandonment by a private owner. Through a new deep-water intake in Shuswap Lake, the plant treats raw water with UV light and chlorine and is monitored with a new SCADA system. Improvements were also made to increase the system's capacity for handling fire flows through the installation of a new pumping station and water main extension.





## Investment Category Analysis

### Community Energy Systems

In 2018, 31 different local governments undertook 67 community energy projects, expending \$3.7 million. Projects reported this year represent \$14.3 million in estimated total project cost and over \$6.1 million of GTF investment to date. In 2018, 42 projects were reported as complete, the average leverage for complete community energy system projects is, for every \$100 of Gas Tax Funds invested, \$156 comes from an alternate funding source.

Community energy system projects reported in 2018 achieved the following outputs:

| Infrastructure               | Project Output |
|------------------------------|----------------|
| Transmission Grid            | 1              |
| Solar Energy                 | 5              |
| Biomass                      | 2              |
| Heat Recovery Loop           | 1              |
| Building Envelope Components | 16             |
| Lighting                     | 24             |
| Power Plant Components       | 35             |

Community energy system projects reported in 2018 can claim the following outcomes:

- 270,304 kWh of clean energy produced annually
- 5 solar panel energy systems installed, totalling over 500 kW of panels
- 30 municipal buildings connected to solar, bioenergy, or energy loop systems
- 52 municipally owned buildings receiving upgrades to power plant or building envelope components



*District of Lake Country Hydroelectric Generating Station*

## **Project Profile Community Energy Systems District of Hudson's Hope**

The District of Hudson's Hope has used federal Gas Tax funds to install 1,550 solar panels to power its facilities. The array generates 510 kilowatts of clean energy annually to service 22 local government buildings and facilities. Hudson's Hope won a 2018 Community Excellence Award in the service delivery category for creating BC's largest local government solar project and making Hudson's Hope the most-solarized community per capita in the province. The project has reduced electrical consumption for its solar supplied facilities by 60%.





## Investment Category Analysis

### Recreation, Sport, Tourism and Cultural Infrastructure

In 2018, 79 local governments worked on 288 sport, recreation, culture and tourism infrastructure projects in their communities. Recipients spent \$32.4 million on the four investment categories combined, with recreation infrastructure accounting for \$27.4 million in spending and 81% of projects, while sport, culture and tourism infrastructure projects account for \$4.8 million in spending 19% of projects reported. 65% of the projects undertaken in these categories improved the building, surface or space where the recreation, culture or tourism activity takes place, while 35% of the projects improved the technology, equipment and lighting that supports the facilities.

To date, these projects represent \$62.6 million of GTF investment and estimated total project costs in excess \$295 million. 180 projects were reported complete in 2018; the average leverage of a complete project is for every \$100 of GTF investment, \$63 is from additional sources.

*Table 5: Sport and Recreational Infrastructure Output*

| Infrastructure   | Output |
|--|--------|
| Indoor Recreation or Sport Facilities                              | 86     |
| Outdoor Recreation or Sport facilities                             | 83     |
| Campgrounds  | 5      |
| Marina, Dock or Boat Launch  | 11     |
| Recreational Paths and Trails (km)                                 | 88.5   |
| Cultural Centres, Community Centres and Performing Arts Facilities | 60     |
| Libraries  | 8      |
| Museums, Archives and Art Galleries                                | 10     |
| Tourist Facilities   | 16     |






*Central Kootenay Regional District Pool Renewal*



## Project Profile Recreational Infrastructure City of Prince George

The Masich Place Stadium in Prince George was built to host the BC Summer Games in 1990. With many elements within the original design reaching the end of their life expectancy, the City used Federal Gas Tax funds to install a new synthetic turf field and resurfaced an 8-lane track surrounding the field. The new field will host university soccer, high school football and rugby games, and now meets playoff standards for western and national championship events. The turf field is anticipated to have a life expectancy equal to four natural grass fields.





## Investment Category Analysis

### Solid Waste Management

In 2018, 13 local governments undertook 25 solid waste infrastructure projects totalling \$7.8 million in spending and serving a total population of 172,421. To date, these projects represent \$11.7 million of GTF investment and estimated total project costs in excess \$20.2 million.

16 solid waste infrastructure projects were reported as complete in 2018. The average leverage for complete projects is for every \$100 of Gas Tax funds invested, \$79 comes from an alternate funding source.

Solid waste infrastructure projects can claim the following outputs for 2018:

| Infrastructure                    | Output |
|-----------------------------------|--------|
| Waste Collection Buildings        | 1      |
| Waste Transfer Station and Assets | 4      |
| Waste Collection Assets           | 5      |
| Rolling Stock                     | 1      |
| Landfill Compactor                | 3      |
| Landfill Decommissioning          | 1      |
| Leachate Collection               | 3      |
| Building                          | 1      |
| Dump Site                         | 1      |
| Recycling Collection Building     | 6      |
| Composting Facility               | 4      |
| Organics Management Systems       | 1      |



*City of Kamloops Recycling Truck*



*Cowichan Valley Regional District  
Meade Creek Recycling Facility*

## **Project Profile**

### **Solid Waste Management**

### **Cowichan Valley Regional District**

The renewal and expansion of Cowichan Valley Regional District's (CVRD) Bings Creek Recycling Centre plays a critical role in achieving the goals of the region's Solid Waste Management Plan. The CVRD currently recycles or composts about 64% of the approximately 94,000 tonnes of waste that it handles each year. The facility at Bings Creek – one of several constructed or upgraded through the Gas Tax Fund - recycles a broad spectrum of organic, electronic, chemical and solid waste materials. Upgrades to the building increased its receiving capacity and saw the installation of a new compactor, improved leachate containment and new wash down systems.



*Cowichan Valley Regional District  
Bings Creek Transfer Station*



*City of Chilliwack Bailey Landfill Optimization*



## Investment Category Analysis

### Regional and Local Airports, Broadband Connectivity and Disaster Mitigation

In 2018, roughly 2% of reported GTF projects and investments were directed towards regional and local airports, broadband connectivity, brownfield remediation and disaster mitigation infrastructure projects. Although small in total investment, the number of projects and levels of expenditures in these four categories has increased since 2014, when the eligibility categories were expanded.

Highlights from projects reported in 2018 include:

- Broadband and fibre optic network installation in three municipalities;
- Improvements to two airport runways and one airport terminal building;
- Remediation of one brownfield site that will contain supportive housing units;
- Improvements to four dikes, two dams and the construction of one overflow channel.



*Town of Smithers Regional Airport Terminal Building  
Modernization*

| Investment Category         | Reported Projects | 2018 GTF Spending | Total GTF Spending to Date | Estimated Project Cost |
|-----------------------------|-------------------|-------------------|----------------------------|------------------------|
| Broadband Connectivity      | 3                 | \$206,168         | \$756,740                  | \$1,015,822            |
| Disaster Mitigation         | 8                 | \$654,413         | \$710,990                  | \$5,267,771            |
| Regional and Local Airports | 4                 | \$2,996,567       | \$3,470,048                | \$5,580,125            |
| Brownfield Redevelopment    | 1                 | \$92,289          | \$92,289                   | \$92,289               |

## Investment Category Analysis

### Public Transit

GTF recipients expended a total of \$160.1 million on public transit infrastructure in 2018, with TransLink accounting for \$155.9 million of investment and \$615 million in estimated total project costs. Outside of the Metro Vancouver region, fourteen local governments worked on eighteen different public transit infrastructure projects expending a total of \$4.2 million on projects valued at more than \$22.3 million.

Project outputs for public transit investments in 2018 include:

- 813 buses purchased or replaced
- One Sea Bus
- 114 Sky Train Cars Replaced
- Six public transit stops installed or improved
- Improved transit experiences for over 200,000 riders
- Deployment of four new electric battery powered buses and two on-route charging stations



### Project Profile Transit Systems City of West Kelowna

The City of West Kelowna has used Federal Gas Tax funding to build capacity within the Central Okanagan bus rapid transit (BRT) system. The project saw the addition of new BRT stations along Highway 97, linking Queensway Town Centre with the Westside and Westbank Town Centres, with elements such as roadway pull-outs, platforms, bus shelters and ancillary furniture, equipment, signage, lighting and landscaping. The project also saw the construction of a transit exchange and a park-and-ride facility near the intersection of Westgate Road and Highway 97. Transit ridership in the Central Okanagan transit system has increased from 4.3 million to 5.2 million annually between 2012 and 2018 due in part to the increased capacity provided by the BRT system.



## Greater Vancouver Regional Fund

### Electric Buses and Charging Stations

The new TransLink battery-electric buses have provided both environmental and customer benefits.

Each battery-electric bus is expected to reduce 100 tonnes of GHG emissions per year, compared to diesel. They also do not generate any tailpipe emissions, helping keep the air clean. The buses are smoother and quieter than diesel buses providing a better rider experience.

Further, the buses are highly energy efficient. Using clean electricity for BC's grid, TransLink expects each bus to save up to \$40,000 in fuel costs for the two-and-a-half year project, compared to diesel.



### Double Decker Buses

The first double-deckers will service the 301 Newton Exchange/ Richmond Brighthouse station and the 620 Bridgeport/ Tsawwassen Ferry Terminal. The 555 Lougheed Station/ Carvolth Exchange route will be added January 2020.

Customers travelling on a double-decker will benefit from:

- Almost double the seats of a highway coach
- Plug-in USB charging outlets
- Panoramic views from the upper deck
- A wide, well-lit staircase with handrails to maximize safety
- A screen allowing customers to see vacant seats before going upstairs
- Full accessibility with a low floor and boarding ramp

The addition to TransLink's fleet not only improves capacity on their busier long-haul routes, but also provides a unique experience to TransLink customers.

The addition of the double-decker buses to the fleet is made possible by contributions from the Federal Gas Tax GVRF (90 percent), and TransLink (10 percent).



## Investment Category Analysis

### Capacity Building

#### Asset Management, Integrated Community Sustainability and Long-Term Infrastructure Planning

In 2018, 57 local governments expended \$6.67 million on 154 Capacity Building projects. These projects benefit populations totalling 1.47 million people across the province and have a significant impact on small and rural jurisdictions. In communities of 10,000 people or fewer, Gas Tax funds account for 80% of funding for completed capacity building projects. Regional Districts account for 31% of projects submitted under the capacity building investment category.

| Investment Category                          | 2018 Project Count | 2018 Expenditures |
|--|--------------------|-------------------|
| Asset Management                             | 52                 | \$2,612,143       |
| Integrated Community Sustainability Planning | 46                 | \$2,278,097       |
| Long-Term Infrastructure Planning            | 56                 | \$1,795,837       |

Long-Term Infrastructure Planning projects represent 36% of projects and 27% of spending in the capacity building category. These projects help local governments develop master plans for wastewater, drinking water, road, and transportation services as well as GHG reduction strategies, air quality plans, energy and water conservation plans and drought management plans.

Integrated Community Sustainability Planning (ICSP) projects represent 30% of projects and 34% of spending in the capacity building category. Beyond creating and enhancing ICSP's, these projects help local governments advance regional growth strategies and community development plans.

Asset Management projects aim to increase local government capacity to undertake asset management planning practices. Within the capacity building investment category, asset management projects account for 34% of projects and 39% of spending.

## Local Government Outreach

As part of UBCM's commitment to increasing outreach for the Gas Tax program, staff travelled to one convention and one conference to deliver Gas Tax Fund presentations to representatives and elected officials from local governments regarding the future grant opportunities and on-going Asset Management requirements under the renewed GTF. In 2018, the Gas Tax program staff attended the events listed in the table below.

| List of Gas Tax Outreach Events in 2018 |                 |                                |
|---|-----------------|--------------------------------|
| Event                                   | Date            | Outreach                       |
| 2018 UBCM Convention                    | September 10-14 | Meetings                       |
| Asset Management BC - Conference        | September 26-27 | Presentation and Panel Session |



*2018 UBCM Conference Address by the Minister of Municipal Affairs, & Housing, the Honourable Selina Robinson*



## Local Government Outreach

Each summer UBCM staff conducts face-to-face meetings with local governments from every region of the province. These meetings offer local government staff a chance to discuss current and future opportunities using Gas Tax funds. From July to September of 2018, UBCM staff met with the local governments listed in the table below.

| List of Local Government Meetings in 2018 |                            |                                      |
|---|----------------------------|--------------------------------------|
| City of Colwood                           | District of 100 Mile House | Township of Esquimalt                |
| Cariboo Regional District                 | District of North Saanich  | Fraser-Fort George Regional District |
| District of Oak Bay                       | District of Mackenzie      | City of Victoria                     |
| City of Prince George                     | City of Campbell River     | City of Quesnel                      |
| Town of Comox                             | District of Wells          | Comox Valley Regional District       |
| City of Williams Lake                     | City of Courtenay          | City of Abbotsford                   |
| Village of Gold River                     | City of Chilliwack         | Village of Cumberland                |
| Fraser Valley Regional District           | Village of Sayward         | Village of Harrison Hot Springs      |
| Strathcona Regional District              | District of Hope           | Village of Tahsis                    |
| District of Kent                          | Village of Alert Bay       | District of Mission                  |
| Village of Port Alice                     | District of Chetwynd       | Village of Port Hardy                |
| City of Dawson Creek                      | Village of Port McNeill    | City of Fort St. John                |
| Mount Waddington Regional District        | District of Hudson's Hope  | Village of Zeballos                  |
| Peace River Regional District             | City of Delta              | Village of Pouce Coupe               |
| City of Langley                           | District of Taylor         | Township of Langley                  |
| District of Tumbler Ridge                 |                            |                                      |





*Cowichan Valley Regional District Beverly Street Dikes*



*City of Fort St. John Micro Hydro Project*



*Regional District of Nanaimo Solid Waste Transfer Station*



*City of Prince George Cameron Street Bridge*

## Recipient Communications

During the reporting period, UBCM worked with recipients of Federal Gas Tax funding in British Columbia to fulfill the aims of the Communication Protocol (Schedule E) within the administrative agreement.

Local governments used a variety of means to raise awareness among residents of the investments provided by the Government of Canada through the GTF, including media events, news releases, social media, and dedicated content posted to websites.

In 2018, UBCM strengthened its capacity to capture data on signage installations in BC that build awareness of federal investments through the program. Through the reporting period 3 temporary construction signs were installed.

Local governments highlighted the following projects along with federal, provincial and UBCM involvement over the past year:

| Recipient                              | Project                                 |
|--|---|
| Thompson Nicola Regional District      | Westwold Hall Upgrades                  |
| Squamish Lillooet Regional District    | Pemberton Soccer Field                  |
| Village of Queen Charlotte             | Boat Launch Upgrade                     |
| Squamish Lillooet Regional District    | Pemberton Soccer Field                  |
| Town of Ladysmith                      | Wastewater Treatment                    |
| City of Victoria                       | Johnson St. Bridge                      |
| Cowichan Valley Regional District      | Meade Creek Recycling Centre Completion |
| District of Lake Country               | New Recreational Centre                 |
| Village of McBride                     | Sanitary and Storm Sewer Upgrades       |
| District of North Cowichan             | Asset Management Project                |
| City of Nelson                         | Water Sources Integration & Treatment   |
| District of Oak Bay                    | Heat Transfer System                    |
| District of Peachland                  | Trepanier Creek Water System Upgrade    |
| qathet Regional District               | Water System Upgrade                    |
| Regional District of Kootenay Boundary | Dam Spillway Construction               |



| Recipient                                 | Project                                  |
|---|--|
| City of Prince George                     | Masich Place Stadium                     |
| Okanagan Basin Water Board                | Supply & Demand Study                    |
| Alberni Clayoquot Regional District       | Landfill Diversion                       |
| Central Coast Regional District           | Centennial Pool Renewal                  |
| Central Coast Regional District           | Denny Island Water System                |
| District of Clearwater                    | Asset Management Planning                |
| District of Coldstream                    | Kalamalka Road Path                      |
| Capital Regional District                 | SEAPARC Leisure Complex Expansion        |
| Columbia Shuswap Regional District        | Saratoga Water System Upgrade            |
| District of Squamish                      | Squamish River Dike Upgrades             |
| Village of Kaslo                          | Sewer Expansion                          |
| Village of Granisle                       | Water Treatment Plant Construction       |
| Village of Granisle                       | Asset Condition Assessment               |
| Town of Golden                            | Kicking River Dike Upgrade               |
| Town of Golden                            | Infrastructure Replacement Priority Plan |
| Village of Fruitvale                      | Sanitary Sewer Treatment Monitoring      |
| Kitimat Stikine Regional District         | Two-Mile Water System Upgrades           |
| Regional District of Kootenay Boundary    | Water System Acquisition Strategy        |
| Regional District of Nanaimo              | Wastewater Secondary Treatment Upgrade   |
| Regional District of Nanaimo              | Asset Management                         |
| Regional District of North Okanagan       | Pat Duke Arena Improvements              |
| Regional District of Okanagan-Similkameen | Wastewater Solids Processing Upgrade     |
| Regional District of North Okanagan       | Pat Duke Arena Improvements              |

| Recipient                                 | Project                                       |
|---|---|
| Town of Ladysmith                         | Logging Heritage Building Renewal             |
| District of Saanich                       | Commonwealth Place Infrastructure Replacement |
| District of Sicamous                      | Bridge Replacement                            |
| District of Sicamous                      | Flood Protection Walkway                      |
| Township of Spallumcheen                  | Asset Management Program                      |
| Strathcona Regional District              | Recreation Centre Energy Efficiency Upgrade   |
| District of Summerland                    | Integrated Solar Project*                     |
| Sun Peaks Mountain Resort Municipality    | Sun Peaks Centre Expansion                    |
| Village of Tahsis                         | Road Upgrades                                 |
| District of Taylor                        | Asset Management Planning                     |
| Village of Telkwa                         | Water Reservoir Construction                  |
| District of Tofino                        | Multiuse Path Expansion                       |
| Town of Creston                           | Bio-solids Handling System                    |
| City of Trail                             | Arena Roof Replacement                        |
| District of Wells                         | Community Energy System                       |
| Regional District of Okanagan-Similkameen | Wastewater Solids Processing Upgrade          |
| Regional District of Okanagan-Similkameen | Asset Management                              |

## Asset Management

During the term of the Gas Tax Agreement, local governments are required to work to strengthen their asset management practices, in accordance with the Asset Management for Sustainable Service Delivery: A BC Framework. As part of this requirement, local governments are required to commit to asset management practices, and report on those activities to remain eligible for Community Works Funds.

In 2015, the Gas Tax Partnership Committee approved a multi-phased approach to measuring BC local governments progress on Asset Management.

The first phase for meeting asset management reporting requirements of the GTF was launched in 2016 with the collection of baseline data on asset management activities. A report on the aggregate results from the data collected in phase one was released in early 2017. Phase two requires local governments to develop implementation plans outlining where and how improvements in asset management will be achieved.

In 2017, to meet the Phase 2 requirements towards improvements in local government asset management practices, organizations were asked to complete an asset management commitment questionnaire. The purpose of this questionnaire was for local governments to identify commitments and/or describe planned improvements that moved them forward with strengthening asset management practices. The completion of this questionnaire required local governments to revisit the asset management baseline data they provided to UBCM in 2016 and use it to identify a path forward towards making incremental improvements in asset management over the 10 year Renewed Gas Tax Agreement.

As required in the 2014-2024 Administrative Agreement on the Federal Gas Tax Fund, a final Outcome Report must be submitted to the federal government by March 31, 2023. As part of that 2023 Outcome Report, local governments will be required to report on the progress they have made strengthening their asset management practices. This will involve the completion of a survey, similar to the 2016 Gas Tax Fund Asset Management Baseline Survey.

In the interim, it is expected that BC local governments are actively involved in strengthening their asset management practices and capacity through the development and implementation of asset management best practices. UBCM has been actively involved with Asset Management BC ([www.assetmanagementbc.ca](http://www.assetmanagementbc.ca)) in order to develop and provide resources, tools and training for local governments needing support in meeting their Gas Tax asset management requirements.

---

## **UNION OF BC MUNICIPALITIES**

Suite 60-10551 Shellbridge Way  
Richmond, BC V6X 2W9  
604-270-8226  
[ubcm@ubcm.ca](mailto:ubcm@ubcm.ca)

Local Government House  
525 Government Street  
Victoria, BC V8V 0A8  
250-356-5133  
[gastax@ubcm.ca](mailto:gastax@ubcm.ca)

---



**APPENDIX A**  
**FINANCIAL REPORT TABLE**

## UBCM

|                                    | January 1, 2018 to December 31, 2018* | Cumulative Date of Signing |
|------------------------------------|---------------------------------------|----------------------------|
| Opening Balance of Unspent Funding | 365,573,000.00                        |                            |
| Received from Canada               | 278,605,000.00                        | 1,320,480,000.00           |
| Interest Earned                    | 4,907,000.00                          | 19,166,000.00              |
| Administrative Cost                | 1,016,000.00                          | 5,151,000.00               |
| Transferred to Ultimate Recipients | 398,694,000.00                        | 1,410,522,000.00           |
| Closing Balance of Unspent Funds   | 249,375,000.00                        |                            |

## ULTIMATE RECIPIENTS IN AGGREGATE

|                                      | January 1, 2018 to December 31, 2018 | Cumulative Date of Signing |
|--------------------------------------|--------------------------------------|----------------------------|
| Opening Balance of Unspent Funding** | 690,531,634.00                       |                            |
| Received from UBCM                   | 398,693,522.00                       | 1,410,520,682.00           |
| Interest Earned                      | 14,675,047.00                        | 45,722,850.00              |
| Spent on Eligible Projects***        | 314,298,070.00                       | 1,183,457,496.00           |
| Closing Balance of Unspent Funding   | 789,602,133.00                       |                            |

## Footnotes

\* AER UBCM table rounded to '000

### \*\* Reconcilliation of 2018 Opening Balance of Unspent Funds to 2017 Closing Balance of Unspent Funds

|   |                   |
|---|-------------------|
| Closing Balance of Unspent Funding December 31, 2017, as previously reported: | \$ 690,313,388.00 |
|   |                   |
| Plus: Restatement of Gas Tax balances from prior year period:                 | \$ 218,246.00     |
| Closing balance of Unspent Funding December 31, 2017, as restated:            | \$ 690,531,634.00 |

|   |                   |
|---|-------------------|
| List of adjustments to 2017 Closing Balance of Unspent Funds: | \$ 218,246.00     |
| List of prior year adjustments in current year:               | \$ (4,455,939.16) |

**APPENDIX B**  
**RESULTS OF THE ANNUAL UBCM GAS TAX**  
**AUDIT**



Administrative Agreement on the Federal Gas Tax Fund in British Columbia  
Annual Expenditure Report – Federal Gas Tax Fund Receipts and Disbursements of

## **UNION OF BRITISH COLUMBIA MUNICIPALITIES**

And Independent Auditors' Report thereon

For the year ended December 31, 2018



KPMG LLP  
PO Box 10426 777 Dunsmuir Street  
Vancouver BC V7Y 1K3  
Canada  
Telephone (604) 691-3000  
Fax (604) 691-3031

## INDEPENDENT AUDITORS' REPORT

To the President's Committee of the Union of British Columbia Municipalities

### ***Opinion***

We have audited the Annual Expenditure Report - Federal Gas Tax Fund Receipts and Disbursements of Union of British Columbia Municipalities (the "Entity"), which comprise:

- the schedule of Federal Gas Tax Fund receipts and disbursements for the year ended December 31, 2018
- and notes to the annual expenditure report, including a summary of significant accounting policies

(Hereinafter referred to as the "Annual Expenditure Report").

In our opinion, the accompanying Annual Expenditure Report for the year ended December 31, 2018 of the Entity is prepared, in all material respects, in accordance with the financial reporting provisions described in Note 2 to the Annual Expenditure Report.

### ***Basis of Opinion***

We conducted our audit in accordance with Canadian generally accepted auditing standards. Our responsibilities under those standards are further described in the "***Auditors' Responsibilities for the Audit of the Annual Expenditure Report***" section of our auditors' report.

We are independent of the Entity in accordance with the ethical requirements that are relevant to our audit of the Annual Expenditure Report in Canada and we have fulfilled our other ethical responsibilities in accordance with these requirements.

We believe that the audit evidence we have obtained is sufficient and appropriate to provide a basis for our opinion.

### ***Emphasis of Matter - Financial Reporting Framework***

We draw attention to Note 2 in the Annual Expenditure Report, which describes the applicable financial reporting framework and purpose of the Annual Expenditure Report.

As a result, the Annual Expenditure Report may not be suitable for another purpose.

Our opinion is not modified in respect to this matter.

### ***Responsibilities of Management and Those Charged with Governance for the Annual Expenditure Report***

Management is responsible for the preparation of the Annual Expenditure Report in accordance with the financial reporting provisions described in Note 2 in the Annual Expenditure Report; this includes determining that the basis of accounting is an acceptable basis for the preparation of the Annual Expenditure Report in the circumstances, and for such internal control as management determines is necessary to enable the preparation of the Annual Expenditure Report that is free from material misstatement, whether due to fraud or error.

Those charged with governance are responsible for overseeing the Entity's financial reporting process.

### ***Auditors' Responsibilities for the Audit of the Annual Expenditure Report***

Our objectives are to obtain reasonable assurance about whether the Annual Expenditure Report as a whole are free from material misstatement, whether due to fraud or error, and to issue an auditors' report that includes our opinion.

Reasonable assurance is a high level of assurance, but is not a guarantee that an audit conducted in accordance with Canadian generally accepted auditing standards will always detect a material misstatement when it exists.

Misstatements can arise from fraud or error and are considered material if, individually or in the aggregate, they could reasonably be expected to influence the economic decisions of users taken on the basis of the Annual Expenditure Report.

As part of an audit in accordance with Canadian generally accepted auditing standards, we exercise professional judgment and maintain professional skepticism throughout the audit.

We also:

- Identify and assess the risks of material misstatement of the Annual Expenditure Report, whether due to fraud or error, design and perform audit procedures responsive to those risks, and obtain audit evidence that is sufficient and appropriate to provide a basis for our opinion.

The risk of not detecting a material misstatement resulting from fraud is higher than for one resulting from error, as fraud may involve collusion, forgery, intentional omissions, misrepresentations, or the override of internal control.

- Obtain an understanding of internal control relevant to the audit in order to design audit procedures that are appropriate in the circumstances, but not for the purpose of expressing an opinion on the effectiveness of the Entity's internal control.



- Evaluate the appropriateness of accounting policies used and the reasonableness of accounting estimates and related disclosures made by management.
- Communicate with those charged with governance regarding, among other matters, the planned scope and timing of the audit and significant audit findings, including any significant deficiencies in internal control that we identify during our audit.

A handwritten signature in black ink that reads 'KPMG LLP'. The signature is written in a cursive, stylized font and is underlined with a single horizontal stroke.

Chartered Professional Accountants

Vancouver, Canada  
September 27, 2019



# UNION OF BRITISH COLUMBIA MUNICIPALITIES

Schedule of Federal Gas Tax Funds Receipts and Disbursements  
Expressed in thousands of dollars

For the year ended December 31, 2018

|   | Cumulative from<br>September 19, 2005 to<br>December 31, 2017 | For the period from<br>January 1, 2018 to<br>December 31, 2018 | Cumulative from<br>September 19, 2005 to<br>December 31, 2018 |
|---|---|--|---|
| Opening Balance of Unspent Funds                      | \$ -  | \$ 365,573   | \$ -  |
| Received from Canada                                  | 2,680,262   | 278,605  | 2,958,867   |
| Investment Income                                     | 29,853  | 4,907  | 34,760  |
| Sub-Total (total available for transfer and spending) | 2,710,115   | 649,085  | 2,993,627   |
| Transferred to Eligible Recipients                    | 2,335,569   | 398,694  | 2,734,263   |
| Spent on Administration Costs                         | 8,973   | 1,016  | 9,989   |
| Sub-Total (total transfer and spending)               | 2,344,542   | 399,710  | 2,744,252   |
| Closing Balance of Unspent Funds                      | \$ 365,573  | \$ 249,375   | \$ 249,375  |

See accompanying notes to the Annual Expenditure Report – Federal Gas Tax Funds Receipts and Disbursements.

# UNION OF BRITISH COLUMBIA MUNICIPALITIES

## Notes to Annual Expenditure Report – Federal Gas Tax Funds Receipts and Disbursements

For the year ended December 31, 2018

---

### 1. Background:

On September 19, 2005, the Union of British Columbia Municipalities (the “UBCM”), the Government of Canada (“Canada”) and the Province of British Columbia (the “Province”) entered into the Agreement on the Transfer of Federal Gas Tax Revenues under the New Deal for Cities and Communities 2005 - 2015 (the “First Agreement”). The First Agreement was focused on achieving three environmental sustainability outcomes: reduced greenhouse gas emissions, cleaner water and cleaner air with reliable and predictable funding. The First Agreement resulted in contributions of \$635,599,000 to local governments and other eligible recipients in British Columbia from 2005/2006 to 2009/2010 through three delivery mechanisms: a Community Works Fund, a Strategic Priorities Fund and an Innovations Fund (collectively the “Gas Tax Fund”). On March 17, 2008, the First Agreement was amended to provide additional contributions of \$1,002,788,000 from 2011/2012 to 2013/2014.

The First Agreement provided funding for local governments and other eligible recipients in British Columbia for a variety of capital and planning projects. Eligible project categories included:

- (a) Public transit,
- (b) Community energy systems,
- (c) Solid waste management,
- (d) Water and wastewater; and
- (e) Capacity building.

Effective April 1, 2014, the UBCM, Canada and the Province entered into the Administrative Agreement on the Federal Gas Tax Fund in British Columbia (the “Agreement”). The First Agreement was terminated as of April 1, 2014, and the Gas Tax Fund was transitioned from the First Agreement to the Agreement. The Agreement builds on the First Agreement, and is focused on helping communities build and revitalize public infrastructure that supports national objectives of productivity and economic growth, a clean environment and strong cities and communities. The Agreement is effective until March 31, 2024.

UBCM administered the funding under both the First Agreement and the Agreement, and was responsible for reporting to Canada and the Province on the use of funding and outcomes achieved in accordance with the terms of the First Agreement and the Agreement.

# UNION OF BRITISH COLUMBIA MUNICIPALITIES

Notes to Annual Expenditure Report - Federal Gas Tax Funds Receipts and Disbursements (continued)

For the year ended December 31, 2018

---

## 1. Background (continued):

Under the Agreement, the Gas Tax Fund continues to provide funding for local governments and other eligible recipients in British Columbia for a variety of capital and planning projects. In addition to the eligible project categories under the First Agreement, the Agreement includes the following new eligible project categories:

- |                                  |                                  |
|----------------------------------|----------------------------------|
| (a) Local roads and bridges,     | (h) Brownfield redevelopment,    |
| (b) Highways,                    | (i) Sport infrastructure,        |
| (c) Short-sea shipping,          | (j) Recreational infrastructure, |
| (d) Short-line rail,             | (k) Cultural infrastructure,     |
| (e) Regional and local airports, | (l) Tourism infrastructure; and  |
| (f) Broadband connectivity,      | (m) Disaster mitigation.         |
| (g) Drinking water,              |                                  |

## 2. Basis of accounting:

The Annual Expenditure Report - Federal Gas Tax Funds Receipts and Disbursements of UBCM (the "Annual Expenditure Report") has been prepared in accordance with the following recognition and measurement principles:

- (a) amount received from Canada and amount transferred to eligible recipients are recognized and measured on a cash basis of accounting; and
- (b) investment income and amount spent on administration costs are recognized and measured on an accrual basis of accounting.

The Annual Expenditure Report is not prepared in accordance with the presentation principles or the presentation of all the financial statements and related note disclosures required for a complete set of financial statements.

The Annual Expenditure Report is prepared for UBCM to meet its obligations under Section 8 of Annex B and Section 1 of Schedule D of the Agreement. As a result, the Annual Expenditure Report may not be suitable for another purpose.

**APPENDIX C**  
**DETAILED LIST OF ALL PROJECTS**  
**REPORTED IN 2018**



# 2018 Gas Tax Project List

Projects as Reported by Ultimate Recipients Between January 1, 2018 and December 31, 2018

The data found within this report is for information purposes only and is subject to change

| Ultimate Recipient | Project Title  | Investment Category                          | 2018 Funds Reported | Complete |
|--------------------|--|--|---------------------|----------|
| 100 Mile House     | 100 Mile House Water Supply Upgrade  | Drinking Water                               | \$ 2,978,164.94     | N        |
| Abbotsford         | Rural Uplands Drainage Area - Culvert Condition Assessment                             | Asset Management                             | \$ 39,087.78        | N        |
| Abbotsford         | Floodbox Assessment - Matsqui and McInnann Pump Stations                               | Asset Management                             | \$ 3,773.11         | N        |
| Abbotsford         | Rural Uplands Drainage Area - Culverts Condition Assessment (Bradner Rd at Simpson Rd) | Asset Management                             | \$ 7,114.46         | N        |
| Abbotsford         | U-District Neighbourhood Plan  | Integrated Community Sustainability Planning | \$ 3,304.97         | Y        |
| Abbotsford         | Industrial Land Supply Study - Abbotsford  | Integrated Community Sustainability Planning | \$ 6,490.58         | N        |
| Abbotsford         | City Centre Neighbourhood Plan Development - Abbotsford                                | Integrated Community Sustainability Planning | \$ 69,548.93        | N        |
| Abbotsford         | Historic Downtown Neighbourhood Plan - Abbotsford                                      | Integrated Community Sustainability Planning | \$ 74,141.04        | N        |
| Abbotsford         | McKee Neighbourhood Plan - Abbotsford  | Integrated Community Sustainability Planning | \$ 11,991.10        | N        |
| Abbotsford         | Smart Meter Web Portal - Abbotsford  | Integrated Community Sustainability Planning | \$ 98,784.05        | N        |
| Abbotsford         | Water Master Plan - Abbotsford   | Long-Term Infrastructure Planning            | \$ 91,061.63        | N        |
| Abbotsford         | Joint Water Master Plan Update - Abbotsford  | Long-Term Infrastructure Planning            | \$ 37,798.40        | N        |
| Abbotsford         | Transportation Master Plan - Abbotsford  | Long-Term Infrastructure Planning            | \$ 18,882.71        | N        |
| Abbotsford         | Drainage Master Plan - Abbotsford  | Long-Term Infrastructure Planning            | \$ 87,544.23        | N        |
| Abbotsford         | Update Sewer Master Plan - Abbotsford  | Long-Term Infrastructure Planning            | \$ 922.62           | N        |
| Abbotsford         | Fire Master Plan Review - Abbotsford   | Long-Term Infrastructure Planning            | \$ 15,597.08        | Y        |
| Abbotsford         | Wastewater System Master Plan  | Long-Term Infrastructure Planning            | \$ 6,157.81         | N        |
| Abbotsford         | Cannell Water Treatment Plant - Design & Construction                                  | Drinking Water                               | \$ 25,037.45        | N        |
| Abbotsford         | Marshall Wells Disinfection Station - Ammonia Scrubber                                 | Drinking Water                               | \$ 12,738.23        | N        |
| Abbotsford         | Drinking Water Wells Infrastructure Renewal - Various Locations - Abbotsford           | Drinking Water                               | \$ 91,304.11        | N        |
| Abbotsford         | SCADA Upgrades and Replacement - Abbotsford  | Drinking Water                               | \$ 2,342.46         | N        |
| Abbotsford         | Marshall Well Field - Pump #1 Replacement  | Drinking Water                               | \$ 92,871.79        | Y        |
| Abbotsford         | City Bridges Betterment Project  | Local Roads, Bridges, Active Transportation  | \$ 122,410.47       | N        |
| Abbotsford         | Mason Street Construction - Wheel to Marshall  | Local Roads, Bridges, Active Transportation  | \$ 42,276.43        | N        |
| Abbotsford         | Matsqui Slough - Bridge Replacement  | Local Roads, Bridges, Active Transportation  | \$ 948,622.09       | N        |
| Abbotsford         | Blue Jay Rd Widening - Maclure to Cardinal   | Local Roads, Bridges, Active Transportation  | \$ 86,061.85        | N        |
| Abbotsford         | 2017 Sidewalk Projects - Beaver St and Dolphin Cres                                    | Local Roads, Bridges, Active Transportation  | \$ 339,558.22       | N        |
| Abbotsford         | Active Transportation Overpass - Salton Rd and Hwy 1                                   | Local Roads, Bridges, Active Transportation  | \$ 3,023,286.09     | N        |
| Abbotsford         | Intersection improvements - Mt. Lehman Rd at Marshall Rd                               | Local Roads, Bridges, Active Transportation  | \$ 116,206.39       | N        |
| Abbotsford         | Mill Lake Rd - Gravel Sidewalk Installation  | Local Roads, Bridges, Active Transportation  | \$ 7,158.57         | N        |
| Abbotsford         | Pedestrian Crosswalk Upgrade Program - Abbotsford                                      | Local Roads, Bridges, Active Transportation  | \$ 56,159.92        | N        |
| Abbotsford         | Traffic Signal Installation - Downes Rd at Mt. Lehman Rd                               | Local Roads, Bridges, Active Transportation  | \$ 292,400.00       | N        |
| Abbotsford         | Fraser Highway Phase 1 Improvements  | Local Roads, Bridges, Active Transportation  | \$ 75,957.60        | N        |
| Abbotsford         | Ross Road Sidewalk – Duncan to Sunvalley   | Local Roads, Bridges, Active Transportation  | \$ 96,414.42        | Y        |
| Abbotsford         | Old Riverside Sidewalk Construction – Chief Dan George School to Argyll St.            | Local Roads, Bridges, Active Transportation  | \$ 62,512.58        | Y        |
| Abbotsford         | Nicola Rd Sidewalk Construction– Haida Rd to Nanaimo St                                | Local Roads, Bridges, Active Transportation  | \$ 62,417.09        | Y        |
| Abbotsford         | Sidewalk & Lighting Improvements - King Rd and Riverside Rd                            | Local Roads, Bridges, Active Transportation  | \$ 24,980.70        | N        |
| Abbotsford         | Abbotsford Recreation Centre - Gymnasium Divider Curtain Installation                  | Recreational Infrastructure                  | \$ 35,957.50        | Y        |
| Abbotsford         | Jubilee Park Upgrades  | Recreational Infrastructure                  | \$ 883,022.26       | N        |
| Abbotsford         | Rural Uplands Drainage Area - Culvert Replacement                                      | Wastewater                                   | \$ 42,933.83        | N        |
| Abbotsford         | Rural Uplands Drainage Area - Culvert Replacement                                      | Wastewater                                   | \$ 5,198.15         | N        |
| Abbotsford         | Culvert Replacement: 3495 Bradner Rd.  | Wastewater                                   | \$ 15,510.31        | N        |
| Abbotsford         | Culvert Replacement: 28265 Huntingdon Rd   | Wastewater                                   | \$ 17,771.35        | N        |
| Abbotsford         | Culvert Replacement: 6670 Lefeuve Road   | Wastewater                                   | \$ 14,103.26        | N        |
| Abbotsford         | JAMES Plant Ultraviolet (UV) Disinfection Project                                      | Wastewater                                   | \$ 1,645,721.69     | N        |
| Alberni-Clayoquot  | Water System Upgrades - Community of Millstream  | Drinking Water                               | \$ 14,739.35        | N        |
| Alberni-Clayoquot  | Beaver Creek Community Club Playground Installation                                    | Recreational Infrastructure                  | \$ 21,504.12        | N        |
| Alberni-Clayoquot  | Sproat Lake Community Hall - Various Upgrades  | Recreational Infrastructure                  | \$ 7,587.75         | N        |
| Alberni-Clayoquot  | Sproat Lake Community Park Trail Development   | Recreational Infrastructure                  | \$ 92,535.29        | N        |

# 2018 Gas Tax Project List

Projects as Reported by Ultimate Recipients Between January 1, 2018 and December 31, 2018

The data found within this report is for information purposes only and is subject to change

| Ultimate Recipient | Project Title   | Investment Category                          | 2018 Funds Reported | Complete |
|--------------------|---|--|---------------------|----------|
| Alert Bay          | Alert Bay Green Municipal Properties Project  | Community Energy Systems                     | \$ 63,945.00        | Y        |
| Alert Bay          | Alert Bay Sewer Upgrade Phase 3-5   | Wastewater                                   | \$ 43,666.48        | N        |
| Armstrong          | Drinking Water Intake Upgrade at Fortune Creek  | Drinking Water                               | \$ 14,658.25        | N        |
| Armstrong          | Stormwater Collection System Improvements - Armstrong                                     | Wastewater                                   | \$ 39,418.31        | N        |
| Ashcroft           | Long-Term Infrastructure & Asset Management Plan - Ashcroft                               | Asset Management                             | \$ 47,701.75        | Y        |
| Barriere           | Water Supply and Distribution System Improvements   | Drinking Water                               | \$ 1,204,844.55     | N        |
| Barriere           | Riverwalk Sewer Facility - Fencing Installation   | Wastewater                                   | \$ 10,240.00        | Y        |
| BC Transit         | Kelowna Regional Transit System - Bus Purchases   | Public Transit                               | \$ 1,467,801.00     | N        |
| Bowen Island       | Snug Cove Housing Diversity Implementation Plan   | Integrated Community Sustainability Planning | \$ 55,401.00        | Y        |
| Bulkley-Nechako    | Lakes District Food Bank - Energy Efficiency Upgrades                                     | Community Energy Systems                     | \$ 17,770.68        | Y        |
| Bulkley-Nechako    | Topley Fire Hall - Door, Window and Lighting Upgrades - Phase 3 & 4                       | Community Energy Systems                     | \$ 19,003.00        | Y        |
| Bulkley-Nechako    | Dze L K'ant Friendship Centre - Hot Water System Upgrade                                  | Community Energy Systems                     | \$ 5,512.35         | Y        |
| Bulkley-Nechako    | Fort St. John Food Bank - Energy Efficiency Upgrades                                      | Community Energy Systems                     | \$ 20,187.25        | Y        |
| Bulkley-Nechako    | Pope Mountain Arts Building Renovation  | Cultural Infrastructure                      | \$ 6,912.28         | Y        |
| Bulkley-Nechako    | Central Park Building Renovations   | Cultural Infrastructure                      | \$ 35,000.00        | Y        |
| Bulkley-Nechako    | Public Transportation - Town of Smithers - Bus Purchase                                   | Public Transit                               | \$ 5,000.00         | Y        |
| Bulkley-Nechako    | Village of Fraser Lake - Transit Bus Purchase   | Public Transit                               | \$ 25,896.20        | Y        |
| Bulkley-Nechako    | Grassy Plains Community Hall - Roof Replacement and Insulation Upgrade Project            | Recreational Infrastructure                  | \$ 50,000.00        | Y        |
| Bulkley-Nechako    | Fort St. James Curling Club - Refrigerant Compressor Replacement                          | Recreational Infrastructure                  | \$ 9,752.40         | Y        |
| Bulkley-Nechako    | Tweedsmuir Park Rod & Gun Hall Upgrades   | Recreational Infrastructure                  | \$ 10,000.00        | Y        |
| Bulkley-Nechako    | Vanderhoof Recreation Fields Improvements - Phase 2                                       | Recreational Infrastructure                  | \$ 85,600.00        | N        |
| Bulkley-Nechako    | Bulkley Valley Aquatic Centre - Pool Improvements - Variable Frequency Drive Installation | Recreational Infrastructure                  | \$ 16,825.60        | Y        |
| Bulkley-Nechako    | C.H. Foote Memorial Arena - Ice Plant Upgrades  | Recreational Infrastructure                  | \$ 46,710.34        | Y        |
| Bulkley-Nechako    | Smithers Curling Club Upgrades - Phase 2  | Recreational Infrastructure                  | \$ 32,702.58        | Y        |
| Bulkley-Nechako    | Cluculz Lake Community Hall - Washroom Upgrades   | Recreational Infrastructure                  | \$ 13,150.00        | Y        |
| Bulkley-Nechako    | Wistaria Hall - Foundation Revitalization   | Recreational Infrastructure                  | \$ 75,000.00        | Y        |
| Bulkley-Nechako    | Smithers & Area Recycling - Styrofoam Densifier   | Solid Waste                                  | \$ 25,589.68        | Y        |
| Bulkley-Nechako    | Recycling Depot Set-Up - Smithers-Telkwa Transfer Station - Phase 1                       | Solid Waste                                  | \$ 25,122.87        | Y        |
| Bulkley-Nechako    | Recycling Depot Set-Up - Vanderhoof Transfer Station - Phase 1                            | Solid Waste                                  | \$ 23,851.87        | Y        |
| Bulkley-Nechako    | Recycling Depot Expansion - Smithers-Telkwa Transfer Station - Phase 2                    | Solid Waste                                  | \$ 35,810.96        | N        |
| Bulkley-Nechako    | Recycling Depot Expansion - Vanderhoof Transfer Station - Phase 2                         | Solid Waste                                  | \$ 64,378.76        | N        |
| Bulkley-Nechako    | Smithers Curling Club Upgrades - Phase 1  | Sport Infrastructure                         | \$ 35,000.00        | Y        |
| Bulkley-Nechako    | Cottonwood Marina Revitalization  | Tourism Infrastructure                       | \$ 30,000.00        | Y        |
| Bulkley-Nechako    | Glacier Gulch Water System - Water Diversion Infrastructure Replacement                   | Wastewater                                   | \$ 10,670.13        | Y        |
| Burnaby            | City-wide Fibre Optic Network Installation - Burnaby                                      | Broadband Connectivity                       | \$ 188,808.78       | N        |
| Burnaby            | Shadbolt Centre for the Arts - Exterior Walkway and Entrance Construction                 | Cultural Infrastructure                      | \$ 278,647.09       | N        |
| Burnaby            | Swangard Running Track Replacement  | Recreational Infrastructure                  | \$ 56,776.87        | Y        |
| Burns Lake         | Road Resurfacing Project - 8th Ave (Centre St to Hwy 16)                                  | Local Roads, Bridges, Active Transportation  | \$ 160,000.00       | Y        |
| Campbell River     | Municipal Broadband Network - Downtown Campbell River                                     | Broadband Connectivity                       | \$ 15,227.24        | N        |
| Campbell River     | Municipal Building Energy Retrofits - Campbell River                                      | Community Energy Systems                     | \$ 29,361.14        | N        |
| Campbell River     | Walter Morgan Studio - Heritage Site Rehabilitation                                       | Cultural Infrastructure                      | \$ 14,760.00        | N        |
| Campbell River     | Cycling Path Upgrades - Campbell River  | Local Roads, Bridges, Active Transportation  | \$ 7,696.50         | N        |
| Campbell River     | LED Street Light Conversion - Campbell River  | Local Roads, Bridges, Active Transportation  | \$ 49,318.01        | N        |
| Campbell River     | Pedestrian Signal Crossings   | Local Roads, Bridges, Active Transportation  | \$ 39,175.00        | N        |
| Campbell River     | Asphalt Overlay Project   | Local Roads, Bridges, Active Transportation  | \$ 152,357.41       | N        |
| Campbell River     | Road Shoulder Improvements - Petersen Rd, Shetland Rd, and Willis Rd                      | Local Roads, Bridges, Active Transportation  | \$ 51,989.12        | Y        |
| Campbell River     | Pathway Construction - Ostler Park to 3.5 Acres Site                                      | Local Roads, Bridges, Active Transportation  | \$ 213,481.78       | N        |
| Campbell River     | Robron Park Fieldhouse Construction   | Recreational Infrastructure                  | \$ 4,294.65         | N        |
| Campbell River     | Dick Murphy Park - Viewing Platform Construction  | Recreational Infrastructure                  | \$ 15,638.26        | Y        |

### 2018 Gas Tax Project List

Projects as Reported by Ultimate Recipients Between January 1, 2018 and December 31, 2018

The data found within this report is for information purposes only and is subject to change

| Ultimate Recipient | Project Title   | Investment Category                          | 2018 Funds Reported | Complete |
|--------------------|---|--|---------------------|----------|
| Campbell River     | Big Rock Boat Ramp Replacement  | Recreational Infrastructure                  | \$ 1,999,539.32     | N        |
| Campbell River     | Spruce St Riverfront Park - Observation Deck Construction                           | Recreational Infrastructure                  | \$ 12,020.03        | Y        |
| Campbell River     | Robron Community Sports Field - Artificial Turf Installation                        | Sport Infrastructure                         | \$ 100,000.00       | N        |
| Campbell River     | Marine Foreshore Restoration  | Wastewater                                   | \$ 53,052.14        | N        |
| Canal Flats        | Sewer Main Assessment Camera Project - Canal Flats                                  | Asset Management                             | \$ 54,754.44        | Y        |
| Canal Flats        | OCP Rewrite and Zoning Bylaw Update - Canal Flats                                   | Integrated Community Sustainability Planning | \$ 95,089.00        | N        |
| Canal Flats        | Water Well #3 - Upgrades  | Drinking Water                               | \$ 110,000.00       | Y        |
| Canal Flats        | Beatty Avenue Upgrade   | Local Roads, Bridges, Active Transportation  | \$ 58,401.03        | Y        |
| Capital            | Southern Gulf Islands - Corporate Asset Management Plan                             | Asset Management                             | \$ 50,117.73        | N        |
| Capital            | Sewer and Water Asset Management Plan Development - Community of Salt Spring Island | Asset Management                             | \$ 21,694.29        | N        |
| Capital            | Regional Growth Strategy Transition to Regional Sustainability Strategy             | Integrated Community Sustainability Planning | \$ 14,869.29        | Y        |
| Capital            | Ganges Boardwalk and Pecks Cove Park Development Plan                               | Long-Term Infrastructure Planning            | \$ 35,692.19        | N        |
| Capital            | Wilderness Mountain Water Service Options Analysis                                  | Long-Term Infrastructure Planning            | \$ 14,639.99        | N        |
| Capital            | Enhancing Library Services  | Cultural Infrastructure                      | \$ 19,500.00        | Y        |
| Capital            | Gardom Pond Dam Decommissioning   | Disaster Mitigation                          | \$ 27,227.63        | N        |
| Capital            | E&N Rail Trail (West Side Trail)  | Local Roads, Bridges, Active Transportation  | \$ 1,953,184.50     | Y        |
| Capital            | North Ganges Transportation Plan - Phase 1  | Local Roads, Bridges, Active Transportation  | \$ 26,935.59        | Y        |
| Capital            | North Ganges Transportation Plan - Phase 2  | Local Roads, Bridges, Active Transportation  | \$ 19,746.00        | N        |
| Capital            | Port Renfrew Tourism Trail  | Local Roads, Bridges, Active Transportation  | \$ 4,869.00         | Y        |
| Capital            | Magic Lake Estates Recreational Trail   | Local Roads, Bridges, Active Transportation  | \$ 35,989.63        | N        |
| Capital            | Saturna Island Community Transit - Bus Purchase                                     | Public Transit                               | \$ 25,000.00        | Y        |
| Capital            | Thieves Bay Park - Lawn Enhancement   | Recreational Infrastructure                  | \$ 38,392.76        | N        |
| Capital            | Mayne Island Community Centre - Solar Energy System Installation                    | Recreational Infrastructure                  | \$ 20,500.00        | Y        |
| Capital            | Renovation of Mayne Island's Original Schoolhouse                                   | Recreational Infrastructure                  | \$ 45,000.00        | Y        |
| Capital            | Galiano Community Hall - Electrical Upgrade   | Recreational Infrastructure                  | \$ 35,685.50        | Y        |
| Capital            | Sooke Horseshoe Pitching Association - Horseshoe Pitch Expansion                    | Recreational Infrastructure                  | \$ 1,500.00         | Y        |
| Capital            | Pender Community Hall - Driveway Access Upgrade                                     | Recreational Infrastructure                  | \$ 25,000.00        | Y        |
| Capital            | Centennial Park Upgrades Phase 1 - Community of Salt Spring Island                  | Recreational Infrastructure                  | \$ 49,622.14        | N        |
| Capital            | Galiano Community Hall - Upgrade and Equipment Replacement                          | Recreational Infrastructure                  | \$ 63,139.05        | Y        |
| Capital            | Expansion of SEAPARC Leisure Complex Fitness & Multi-Purpose Space                  | Recreational Infrastructure                  | \$ 125,322.68       | N        |
| Capital            | Regional Centre for Renewable Energy Education                                      | Tourism Infrastructure                       | \$ 40,000.00        | Y        |
| Capital            | Maliview Sewer System Upgrades  | Wastewater                                   | \$ 11,213.30        | N        |
| Cariboo            | Forest Grove Firehalls 1 and 2 - Energy Efficiency Upgrades                         | Community Energy Systems                     | \$ 30,550.00        | Y        |
| Cariboo            | Lac La Hache Firehall - Energy Efficiency Upgrade                                   | Community Energy Systems                     | \$ 27,441.00        | Y        |
| Cariboo            | 150 Mile House Firehall - Energy Efficiency Upgrade                                 | Community Energy Systems                     | \$ 23,746.00        | Y        |
| Cariboo            | 10 Mile Lake Firehall - Energy Efficiency Upgrade                                   | Community Energy Systems                     | \$ 20,428.00        | Y        |
| Cariboo            | Inter-Lakes Firehalls 1, 2 and 3 - Energy Efficiency Upgrade                        | Community Energy Systems                     | \$ 69,932.00        | Y        |
| Cariboo            | Barlow Creek Firehall - Energy Efficiency Upgrade                                   | Community Energy Systems                     | \$ 20,060.00        | Y        |
| Cariboo            | Miocene Firehall - Energy Efficiency Upgrades                                       | Community Energy Systems                     | \$ 29,813.00        | Y        |
| Cariboo            | Miocene Firehall - Radiant Heater Replacement                                       | Community Energy Systems                     | \$ 2,099.34         | N        |
| Cariboo            | Cariboo Regional District Office - Energy Upgrades                                  | Community Energy Systems                     | \$ 188,397.70       | N        |
| Cariboo            | Lone Butte Firehall - Energy Efficiency Upgrades                                    | Community Energy Systems                     | \$ 31,840.00        | Y        |
| Cariboo            | 108 Mile Ranch Firehall - Energy Efficiency Upgrades                                | Community Energy Systems                     | \$ 29,812.74        | Y        |
| Cariboo            | South Cariboo Arena - LED Lighting Upgrade  | Recreational Infrastructure                  | \$ 95,000.00        | Y        |
| Cariboo            | McLeese Lake Community Hall - Energy Efficiency Upgrades                            | Recreational Infrastructure                  | \$ 4,234.25         | Y        |
| Cariboo            | Cariboo Memorial Recreation Complex - HVAC Upgrades                                 | Recreational Infrastructure                  | \$ 14,500.00        | Y        |
| Cariboo            | Cariboo Memorial Recreation Complex - Exterior Lighting LED Upgrade                 | Recreational Infrastructure                  | \$ 7,000.00         | Y        |
| Cariboo            | Martin Exeter Hall - Boiler Upgrade   | Recreational Infrastructure                  | \$ 48,745.00        | Y        |
| Cariboo            | Quesnel Pool Energy Upgrades - Heat Exchangers                                      | Recreational Infrastructure                  | \$ 35,000.00        | Y        |

### 2018 Gas Tax Project List

Projects as Reported by Ultimate Recipients Between January 1, 2018 and December 31, 2018

The data found within this report is for information purposes only and is subject to change

| Ultimate Recipient | Project Title   | Investment Category                          | 2018 Funds Reported | Complete |
|--------------------|---|--|---------------------|----------|
| Cariboo            | West Fraser Recreation Centre Arena - Ice Plant Building Insulation Upgrade                       | Recreational Infrastructure                  | \$ 14,538.00        | Y        |
| Cariboo            | Sam Ketcham Pool Upgrade at the West Fraser Aquatic Centre  | Recreational Infrastructure                  | \$ 600,000.00       | Y        |
| Cariboo            | Lone Butte Solid Waste Transfer Station - Expansion and Upgrades                                  | Solid Waste                                  | \$ 58,300.00        | Y        |
| Cariboo            | Gibraltar Land Fill - Trash Compactor Replacement   | Solid Waste                                  | \$ 500,000.00       | Y        |
| Cariboo            | Annual Contribution (2019) to Capital Renewals for Quesnel Refuse Site                            | Solid Waste                                  | \$ 75,893.00        | Y        |
| Cariboo            | Gibraltar Landfill - Expansion  | Solid Waste                                  | \$ 87,251.26        | Y        |
| Cariboo            | Regional Solid Waste Diversion Improvements - Roll Off Recycle Bin Purchase                       | Solid Waste                                  | \$ 17,120.00        | Y        |
| Castlegar          | Drinking Water System Upgrades - Castlegar  | Drinking Water                               | \$ 47,721.76        | Y        |
| Central Coast      | Denny Island Community Water System   | Drinking Water                               | \$ 37,223.84        | N        |
| Central Coast      | Centennial Pool Renewal   | Recreational Infrastructure                  | \$ 6,053.08         | N        |
| Central Coast      | Bella Coola Airport - Hangar Capacity Enhancement   | Regional and Local Airports                  | \$ 60,000.00        | Y        |
| Central Kootenay   | Brilliant Headpond Reservoir Area Stewardship Plan - Sensitive Habitat Inventory Mapping and Plan | Integrated Community Sustainability Planning | \$ 5,000.00         | Y        |
| Central Kootenay   | Sustainable Regional Assessment - Regional District of Central Kootenay                           | Integrated Community Sustainability Planning | \$ 5,000.00         | Y        |
| Central Kootenay   | Creston and District Community Complex LED Lighting Conversion Project                            | Community Energy Systems                     | \$ 15,364.00        | Y        |
| Central Kootenay   | Nelson Cares Society - Ward Street Place Energy Upgrade   | Community Energy Systems                     | \$ 10,500.00        | N        |
| Central Kootenay   | Village of Nakusp Downtown Revitalization Infrastructure Project                                  | Cultural Infrastructure                      | \$ 70,125.00        | N        |
| Central Kootenay   | Water System Upgrade - Community of Longbeach   | Drinking Water                               | \$ 8,750.00         | Y        |
| Central Kootenay   | Drinking Water Reservoir Construction - Community of Wynndel                                      | Drinking Water                               | \$ 70,000.00        | Y        |
| Central Kootenay   | Woodland Heights Water System - Water Quality Upgrades  | Drinking Water                               | \$ 5,581.82         | N        |
| Central Kootenay   | Heddestone Village - Water System SCADA Upgrades  | Drinking Water                               | \$ 35,000.00        | Y        |
| Central Kootenay   | Bonnington Improvement District - Universal Water Metering  | Drinking Water                               | \$ 75,000.00        | N        |
| Central Kootenay   | South Canyon Improvement District - Water Source Collection Building                              | Drinking Water                               | \$ 75,000.00        | Y        |
| Central Kootenay   | Ootischenia Improvement District - Water Main Upgrade   | Drinking Water                               | \$ 120,000.00       | Y        |
| Central Kootenay   | Public Transit Infrastructure Improvements - Regional District of Central Kootenay                | Public Transit                               | \$ 61,894.00        | N        |
| Central Kootenay   | Millennium Park - Castlegar Bike Park Infrastructure Project                                      | Recreational Infrastructure                  | \$ 20,000.00        | Y        |
| Central Kootenay   | Sunshine Bay Regional Park - Recreation Field Improvement Project                                 | Recreational Infrastructure                  | \$ 81,140.03        | Y        |
| Central Kootenay   | Upper Merry Creek Multi-use Trail Construction  | Recreational Infrastructure                  | \$ 10,000.00        | Y        |
| Central Kootenay   | South Slocan Greenway Project   | Recreational Infrastructure                  | \$ 48,243.64        | N        |
| Central Kootenay   | Greenway Recreational Trail Project - Columbia and Western Trail Society                          | Recreational Infrastructure                  | \$ 19,250.00        | Y        |
| Central Kootenay   | Nelson Civic Centre - Electrical Upgrade Project  | Recreational Infrastructure                  | \$ 60,937.50        | N        |
| Central Kootenay   | Community Hall Energy Retrofit Project - Community of Glade                                       | Recreational Infrastructure                  | \$ 69,656.50        | Y        |
| Central Kootenay   | Nelson Tennis Club - Multisport Complex Construction  | Recreational Infrastructure                  | \$ 15,000.00        | Y        |
| Central Kootenay   | Mt. Abriel Trail Network Recreation Infrastructure Phases 2 & 3                                   | Recreational Infrastructure                  | \$ 60,000.00        | N        |
| Central Kootenay   | Nakusp Secondary School - Climbing Wall Construction  | Recreational Infrastructure                  | \$ 15,000.00        | N        |
| Central Kootenay   | Hume Elementary School - Playground and Recreation Infrastructure Improvements                    | Recreational Infrastructure                  | \$ 10,000.00        | Y        |
| Central Kootenay   | Balfour Seniors Community Centre - Solar Energy System Installation                               | Recreational Infrastructure                  | \$ 27,954.00        | Y        |
| Central Kootenay   | Balfour Community Hall and Golf Course - Solar Energy System Installation                         | Recreational Infrastructure                  | \$ 129,163.00       | Y        |
| Central Kootenay   | Mt Abriel Trail Network Development - Phase 1   | Recreational Infrastructure                  | \$ 15,000.00        | N        |
| Central Kootenay   | Riondel & District Cutting Club - Ice Plant Upgrades  | Recreational Infrastructure                  | \$ 124,702.00       | Y        |
| Central Kootenay   | Nakusp Centennial Golf Course - Washroom Upgrade Project  | Sport Infrastructure                         | \$ 5,000.00         | Y        |
| Central Kootenay   | Kootenay Lake - Water Quality Improvement Project   | Wastewater                                   | \$ 11,250.00        | N        |
| Central Okanagan   | Killiney Beach Water - Water System Improvement Plan - Filtration                                 | Long-Term Infrastructure Planning            | \$ 1,650.00         | N        |
| Central Okanagan   | Traders Cove and North Westside - Solid Waste Transfer Station Improvement Plan                   | Long-Term Infrastructure Planning            | \$ 14,999.25        | N        |
| Central Okanagan   | Joe Rich Community Fire Hall - Lighting System Upgrade  | Community Energy Systems                     | \$ 4,381.74         | Y        |
| Central Okanagan   | Falcon Ridge Water System - New Filtration System Installation                                    | Drinking Water                               | \$ 152,083.77       | N        |
| Central Okanagan   | Joe Rich Community Hall - Kitchen Upgrade   | Recreational Infrastructure                  | \$ 4,993.45         | N        |
| Central Okanagan   | Joe Rich Community Hall - Renewal Project   | Recreational Infrastructure                  | \$ 784.93           | N        |
| Central Okanagan   | Scotty Creek Community Park - Sport Box Development Phase 2                                       | Recreational Infrastructure                  | \$ 28,429.88        | Y        |
| Central Saanich    | Traffic Signal Upgrades - Keating and Veyaness  | Local Roads, Bridges, Active Transportation  | \$ 47,510.00        | Y        |



# 2018 Gas Tax Project List

Projects as Reported by Ultimate Recipients Between January 1, 2018 and December 31, 2018

The data found within this report is for information purposes only and is subject to change

| Ultimate Recipient | Project Title  | Investment Category                          | 2018 Funds Reported | Complete |
|--------------------|--|--|---------------------|----------|
| Central Saanich    | Pedestrian Crosswalk - East Saanich Road                             | Local Roads, Bridges, Active Transportation  | \$ 75,733.04        | Y        |
| Central Saanich    | Pedestrian Trail Extension - Mount Newton Road                       | Local Roads, Bridges, Active Transportation  | \$ 28,739.40        | N        |
| Central Saanich    | 2018 Road Surface Reconstruction - Central Saanich                   | Local Roads, Bridges, Active Transportation  | \$ 905,753.56       | Y        |
| Chetwynd           | Sewer Treatment Plant Debt Servicing - Chetwynd                      | Wastewater                                   | \$ 97,823.56        | N        |
| Chetwynd           | Debt Servicing - East Trunk Main                                     | Wastewater                                   | \$ 25,151.35        | N        |
| Chilliwack         | Community Plan Development - Chilliwack                              | Integrated Community Sustainability Planning | \$ 159,708.80       | Y        |
| Chilliwack         | 2018 Road Rehabilitation and Bike Lane Additions - Chilliwack        | Local Roads, Bridges, Active Transportation  | \$ 1,272,000.00     | Y        |
| Chilliwack         | Sardis Rail Trail - Extension  | Local Roads, Bridges, Active Transportation  | \$ 865,000.00       | N        |
| Chilliwack         | Pedestrian Connectivity Improvements 2018 - Sidewalk Construction    | Local Roads, Bridges, Active Transportation  | \$ 30,000.00        | Y        |
| Chilliwack         | Chilliwack Curling Club and Community Centre - New Construction      | Recreational Infrastructure                  | \$ 3,802,000.00     | N        |
| Clearwater         | North Thompson Sportsplex Biomass Installation - Clearwater          | Recreational Infrastructure                  | \$ 5,044.89         | Y        |
| Clearwater         | Septage Receiving Equalization Basin - Clearwater                    | Wastewater                                   | \$ 55,000.00        | N        |
| Clearwater         | SCADA Upgrade Phase 6 - Clearwater                                   | Wastewater                                   | \$ 100,000.00       | Y        |
| Coldstream         | Coldstream Creek Bike Path Phase 3                                   | Local Roads, Bridges, Active Transportation  | \$ 137,110.00       | Y        |
| Coldstream         | Kalamalka Road Multi-Use Pathway                                     | Local Roads, Bridges, Active Transportation  | \$ 495,000.00       | Y        |
| Coldstream         | Multi-Use Pathway Construction - Kalamalka Rd                        | Recreational Infrastructure                  | \$ 270,413.00       | Y        |
| Coldstream         | Kalamalka Rd Parking Lot Construction - Oakangan Rail Trail          | Recreational Infrastructure                  | \$ 319,310.00       | Y        |
| Coldstream         | Coldstream Creek Pathway Phase 4                                     | Recreational Infrastructure                  | \$ 44,364.00        | N        |
| Coldstream         | Kalavista Lagoon - Stormwater Diversion Project                      | Wastewater                                   | \$ 16,354.00        | N        |
| Coldstream         | Storm Water Management Project - Coldstream Creek                    | Wastewater                                   | \$ 60,877.00        | N        |
| Coldstream         | Coldstream Creek Intercepted Groundwater Management                  | Wastewater                                   | \$ 64,130.00        | Y        |
| Coldstream         | Coldstream Creek Intercepted Groundwater Management (342)            | Wastewater                                   | \$ 96,532.13        | Y        |
| Columbia Shuswap   | Asset Management Program Development - Columbia Shuswap              | Asset Management                             | \$ 46,984.70        | N        |
| Columbia Shuswap   | Master Parks Plan and Regional Trails Strategy - Rural Golden        | Integrated Community Sustainability Planning | \$ 13,591.85        | N        |
| Columbia Shuswap   | Sorrento and Blind Bay - Community Sewer Strategy                    | Long-Term Infrastructure Planning            | \$ 1,123.77         | N        |
| Columbia Shuswap   | South Shuswap Area - Recreation Trail Planning                       | Long-Term Infrastructure Planning            | \$ 24,393.33        | N        |
| Columbia Shuswap   | Tappen Sunnybrae Fire Hall - Energy Efficiency Upgrades              | Community Energy Systems                     | \$ 9,015.93         | N        |
| Columbia Shuswap   | Falkland Fire Hall - Energy Efficient Upgrades                       | Community Energy Systems                     | \$ 12,142.00        | N        |
| Columbia Shuswap   | Malakwa Community Centre - Radon Mitigation Project                  | Cultural Infrastructure                      | \$ 82,604.61        | N        |
| Columbia Shuswap   | Thomas Brook Neighbourhood - Water and Sewer Connection              | Drinking Water                               | \$ 150,000.00       | Y        |
| Columbia Shuswap   | Sunnybrae Waterworks Upgrade Project - Phase 2                       | Drinking Water                               | \$ 200,000.00       | Y        |
| Columbia Shuswap   | Ranchero Deep Creek Fire Hall - Water System Assessment              | Drinking Water                               | \$ 480.00           | N        |
| Columbia Shuswap   | Salmon Valley Senior's Community Hall - Potable Water Supply Upgrade | Drinking Water                               | \$ 3,698.48         | N        |
| Columbia Shuswap   | Sunnybrae Waterworks Upgrades - Phase 1                              | Drinking Water                               | \$ 50,000.00        | Y        |
| Columbia Shuswap   | Sunnybrae Water System Upgrade                                       | Drinking Water                               | \$ 492,082.00       | Y        |
| Columbia Shuswap   | John Evdokimoff Park Playground - Phase 1                            | Recreational Infrastructure                  | \$ 47,240.00        | Y        |
| Columbia Shuswap   | Notch Hill Town Hall - Furnace Insulation Improvements               | Recreational Infrastructure                  | \$ 767.33           | N        |
| Columbia Shuswap   | Salmon River Road Parallel Trail - Construction                      | Recreational Infrastructure                  | \$ 6,230.88         | N        |
| Columbia Shuswap   | Parson Community Park - Warming Hut and Picnic Shelter Construction  | Recreational Infrastructure                  | \$ 64,199.77        | Y        |
| Columbia Shuswap   | Malakwa Community Park - Construction                                | Recreational Infrastructure                  | \$ 35,979.16        | N        |
| Columbia Shuswap   | Nicholson Boat Launch and Park - Construction                        | Recreational Infrastructure                  | \$ 1,991.11         | N        |
| Columbia Shuswap   | Golden Rodeo Grounds - Washroom Upgrades                             | Recreational Infrastructure                  | \$ 72,635.10        | N        |
| Columbia Shuswap   | Parson Community Recreation Park - Warming Hut Construction          | Recreational Infrastructure                  | \$ 85,600.37        | Y        |
| Columbia Shuswap   | Cedar Lake Recreation Site Improvements                              | Recreational Infrastructure                  | \$ 20,497.21        | N        |
| Columbia Shuswap   | Rotary Trail - Solar Light Installation Project                      | Recreational Infrastructure                  | \$ 35,177.20        | Y        |
| Columbia Shuswap   | Sunnybrae Community Centre - Roof Expansion Project                  | Recreational Infrastructure                  | \$ 30,000.00        | Y        |
| Columbia Shuswap   | John Evdokimoff Park Upgrades - Phase 2                              | Recreational Infrastructure                  | \$ 33,022.87        | N        |
| Columbia Shuswap   | Sorrento Memorial Hall - Lighting project                            | Recreational Infrastructure                  | \$ 11,196.93        | N        |
| Columbia Shuswap   | Silver Creek Community Hall - Energy Efficient Upgrades              | Recreational Infrastructure                  | \$ 17,177.94        | Y        |

### 2018 Gas Tax Project List

Projects as Reported by Ultimate Recipients Between January 1, 2018 and December 31, 2018

The data found within this report is for information purposes only and is subject to change

| Ultimate Recipient | Project Title  | Investment Category                          | 2018 Funds Reported | Complete |
|--------------------|--|--|---------------------|----------|
| Columbia Shuswap   | North Shuswap Area - Visitor Information Kiosks - Phase 2                              | Tourism Infrastructure                       | \$ 29,505.46        | N        |
| Columbia Shuswap   | Visitor Information Kiosks - Electoral Area F  | Tourism Infrastructure                       | \$ 48,008.42        | N        |
| Colwood            | Lookout Brook Dam - Safety Assessment  | Asset Management                             | \$ 12,438.06        | N        |
| Colwood            | Coastline Erosion Study  | Asset Management                             | \$ 36,573.94        | N        |
| Colwood            | Asset Management Geospatial Survey - Colwood   | Asset Management                             | \$ 11,000.00        | Y        |
| Colwood            | Ocean Blvd Pump Station Protection and Relocation Plan Phase 2                         | Long-Term Infrastructure Planning            | \$ 9,722.00         | N        |
| Colwood            | Stormwater Master Plan - Colwood   | Long-Term Infrastructure Planning            | \$ 40,000.00        | Y        |
| Colwood            | Metchosin Rd Bike Lane - Wishart Rd to Sooke Rd  | Local Roads, Bridges, Active Transportation  | \$ 1,067.00         | N        |
| Colwood            | Metchosin Rd Improvement - Lagoon Rd to Hatley Dr                                      | Local Roads, Bridges, Active Transportation  | \$ 128,405.13       | Y        |
| Colwood            | Speed Reader Boards Installation (Location: David Cameron Elementary School)           | Local Roads, Bridges, Active Transportation  | \$ 5,881.12         | Y        |
| Colwood            | Wastewater Backup Generator  | Wastewater                                   | \$ 112,837.59       | Y        |
| Comox Valley       | King Coho Wastewater Treatment Plant - Asset Management Plan                           | Asset Management                             | \$ 50,314.70        | N        |
| Comox Valley       | Tsolum River Agricultural Watershed Planning   | Integrated Community Sustainability Planning | \$ 34,698.10        | N        |
| Comox Valley       | Liquid Waste Management Plan Development - Comox Valley Electoral Areas (South Region) | Long-Term Infrastructure Planning            | \$ 6,320.24         | N        |
| Comox Valley       | Comox Valley Regional Water Supply Strategy  | Long-Term Infrastructure Planning            | \$ 25,000.00        | N        |
| Comox Valley       | On-Site Septic Management and Education Plan Development                               | Long-Term Infrastructure Planning            | \$ 3,948.04         | N        |
| Comox Valley       | Lower Lazo Watershed Drainage Assessment   | Long-Term Infrastructure Planning            | \$ 20,728.67        | N        |
| Comox Valley       | Sandwich Water Service Area - Equipment Conversion and Upgrades                        | Drinking Water                               | \$ 247,343.93       | N        |
| Comox Valley       | Hornby Island Fire Hall - Potable Water System   | Drinking Water                               | \$ 27,184.99        | Y        |
| Comox Valley       | Denman Island - Water Master Plan  | Drinking Water                               | \$ 11,914.57        | N        |
| Comox Valley       | One Spot Trail - Improvements  | Local Roads, Bridges, Active Transportation  | \$ 18,091.69        | N        |
| Comox Valley       | Denman Island - Cross Island Greenway and Trail Project                                | Local Roads, Bridges, Active Transportation  | \$ 1,083.34         | N        |
| Comox Valley       | Comox Valley - Bike and Ride Infrastructure Installation                               | Public Transit                               | \$ 225.00           | N        |
| Comox Valley       | Goose Spit Park - Stair Replacement  | Recreational Infrastructure                  | \$ 113,229.19       | Y        |
| Comox Valley       | Saratoga Beach Access Improvement  | Recreational Infrastructure                  | \$ 108,931.37       | Y        |
| Comox              | Balmoral Road Resurfacing  | Local Roads, Bridges, Active Transportation  | \$ 16,534.77        | N        |
| Comox              | Torrence Rd Sidewalk Construction - OceanView to Ridgemont                             | Local Roads, Bridges, Active Transportation  | \$ 51,601.66        | Y        |
| Comox              | Comox Ave - Sidewalk and Underground Wiring Installation                               | Local Roads, Bridges, Active Transportation  | \$ 146,442.94       | Y        |
| Coquitlam          | NE David Ave - Road Extension  | Local Roads, Bridges, Active Transportation  | \$ 17,672.09        | N        |
| Coquitlam          | Sidewalk Construction - Macintosh St   | Local Roads, Bridges, Active Transportation  | \$ 15,000.00        | Y        |
| Coquitlam          | Mundy Park - Chilko Dr. Parking Lot Expansion and Paving                               | Recreational Infrastructure                  | \$ 2,909.25         | Y        |
| Coquitlam          | Mundy Park Hillcrest Parking Lot   | Recreational Infrastructure                  | \$ 18,927.95        | N        |
| Coquitlam          | Panorama Park - Tennis Courts Replacement  | Sport Infrastructure                         | \$ 612.39           | Y        |
| Courtenay          | Asset Management Storm & Sewer Assessment - Courtenay                                  | Asset Management                             | \$ 172,670.00       | N        |
| Courtenay          | Asset Management Sidewalks Assessment - Courtenay                                      | Asset Management                             | \$ 21,786.00        | Y        |
| Courtenay          | Asset Management Buildings Assessment - Courtenay                                      | Asset Management                             | \$ 155,188.00       | Y        |
| Courtenay          | Asset Management Asphalt Assessment - Courtenay  | Asset Management                             | \$ 42,379.00        | Y        |
| Courtenay          | Asset Management Traffic Signal Assessment   | Asset Management                             | \$ 23,861.00        | Y        |
| Courtenay          | Asset Management Creek Crossing Assessment - Courtenay                                 | Asset Management                             | \$ 51,110.00        | Y        |
| Courtenay          | Land Disposition and Acquisition Plan - Courtenay                                      | Integrated Community Sustainability Planning | \$ 60,000.00        | N        |
| Courtenay          | Storm Water Master Plan - Courtenay  | Integrated Community Sustainability Planning | \$ 150,000.00       | N        |
| Courtenay          | Sewer Master Plan - Courtenay  | Integrated Community Sustainability Planning | \$ 18,140.00        | N        |
| Courtenay          | Water Master Plan - Courtenay  | Integrated Community Sustainability Planning | \$ 99,129.00        | N        |
| Courtenay          | Dike Replacement - Flood Prevention Strategy   | Long-Term Infrastructure Planning            | \$ 67,175.00        | N        |
| Courtenay          | Transportation Master Plan - Courtenay   | Long-Term Infrastructure Planning            | \$ 150,000.00       | N        |
| Courtenay          | Willemar Ave Watermain Replacement - 17th-26th St                                      | Drinking Water                               | \$ 500,000.00       | N        |
| Courtenay          | Road Rehabilitation Project - 17th Street  | Local Roads, Bridges, Active Transportation  | \$ 547,476.00       | Y        |
| Courtenay          | Road Paving Cumberland Road  | Local Roads, Bridges, Active Transportation  | \$ 203,095.00       | Y        |
| Courtenay          | 5th St "Complete Street" Pilot Project   | Local Roads, Bridges, Active Transportation  | \$ 836,431.51       | N        |

# 2018 Gas Tax Project List

Projects as Reported by Ultimate Recipients Between January 1, 2018 and December 31, 2018

The data found within this report is for information purposes only and is subject to change

| Ultimate Recipient | Project Title   | Investment Category                          | 2018 Funds Reported | Complete |
|--------------------|---|--|---------------------|----------|
| Courtenay          | SCADA System Implementation - Courtenay   | Wastewater                                   | \$ 298,598.00       | Y        |
| Courtenay          | Storm Drainage - 200 Back Rd Storm Culvert improvement                                  | Wastewater                                   | \$ 34,966.00        | N        |
| Courtenay          | Glacier View Plaza - Drainage improvements  | Wastewater                                   | \$ 14,276.00        | N        |
| Cowichan Valley    | Asset Management Program: Phase 1 - Cowichan Valley                                     | Asset Management                             | \$ 81,140.00        | N        |
| Cowichan Valley    | Asset Management - Condition Assessment Parks - Cowichan Valley                         | Asset Management                             | \$ 44,000.00        | Y        |
| Cowichan Valley    | Integrated Regional Sustainability Plan/Regional Climate Action Plan                    | Integrated Community Sustainability Planning | \$ 271,957.00       | Y        |
| Cowichan Valley    | Twin Cedars Sewer System - Energy Savings and Analysis                                  | Long-Term Infrastructure Planning            | \$ 6,753.00         | Y        |
| Cowichan Valley    | Regional Water Management & Governance Study Implementation Phase II                    | Long-Term Infrastructure Planning            | \$ 49,999.86        | Y        |
| Cowichan Valley    | Cowichan Basin Water Management Tool  | Long-Term Infrastructure Planning            | \$ 64,745.90        | Y        |
| Cowichan Valley    | Ornamental Street Light LED Upgrade - Cobble Hill Village and Twin Cedars Neighbourhood | Community Energy Systems                     | \$ 2,787.00         | Y        |
| Cowichan Valley    | North Oyster Fire Hall - Sustainability Elements  | Community Energy Systems                     | \$ 426,000.00       | Y        |
| Cowichan Valley    | Honeymoon Bay Fire Hall - Energy Upgrades   | Community Energy Systems                     | \$ 16,671.00        | Y        |
| Cowichan Valley    | Cobble Hill Commons - Community Space Upgrades  | Cultural Infrastructure                      | \$ 64,848.00        | N        |
| Cowichan Valley    | Honeymoon Bay - New Water Well Development  | Drinking Water                               | \$ 9,450.00         | N        |
| Cowichan Valley    | Lambourn Water System - Meters and Settling Tanks                                       | Drinking Water                               | \$ 85,972.00        | Y        |
| Cowichan Valley    | Burnum Water System Upgrade   | Drinking Water                               | \$ 74,000.00        | N        |
| Cowichan Valley    | North Oyster Electoral Area - Water Source Development                                  | Drinking Water                               | \$ 50,000.00        | Y        |
| Cowichan Valley    | SCADA Systems Installation - Various Locations - Cowichan Valley                        | Drinking Water                               | \$ 9,586.00         | N        |
| Cowichan Valley    | Shawnigan Lake Water Reservoir - Solar Mixer Installation                               | Drinking Water                               | \$ 34,000.00        | N        |
| Cowichan Valley    | Cowichan Valley Trail - Stocking Creek Park to Old Victoria Rd                          | Local Roads, Bridges, Active Transportation  | \$ 225,000.00       | N        |
| Cowichan Valley    | Elsie Miles Park Upgrade - Phase 1  | Recreational Infrastructure                  | \$ 25,235.00        | N        |
| Cowichan Valley    | Arbutus Park Upgrades   | Recreational Infrastructure                  | \$ 114,184.00       | N        |
| Cowichan Valley    | Cowichan Bay Boat Launch Upgrades - Hecate Park   | Recreational Infrastructure                  | \$ 124,434.00       | Y        |
| Cowichan Valley    | Evergreen School Timber Framed Pavilion   | Recreational Infrastructure                  | \$ 50,000.00        | Y        |
| Cowichan Valley    | Saltair Community Centre - Roof & Heating Upgrades                                      | Recreational Infrastructure                  | \$ 130,000.00       | Y        |
| Cowichan Valley    | Kerry Park Recreation Centre - HVAC System Upgrades                                     | Recreational Infrastructure                  | \$ 105,000.00       | Y        |
| Cowichan Valley    | Shawnigan Lake Village - Rail Trail Construction  | Recreational Infrastructure                  | \$ 26,248.00        | N        |
| Cowichan Valley    | Meade Creek Recycling Centre Upgrades & Ash Landfill Closure Project                    | Solid Waste                                  | \$ 2,413,064.58     | Y        |
| Cowichan Valley    | Bings Creek Recycling and Organics Collection Facility Upgrades                         | Solid Waste                                  | \$ 114,997.00       | Y        |
| Cowichan Valley    | Abutus Ridge Sewer Field Replacement  | Wastewater                                   | \$ 136,202.00       | Y        |
| Cowichan Valley    | Brulette Place Sewer Plant Upgrade  | Wastewater                                   | \$ 35,982.00        | Y        |
| Cowichan Valley    | Purple Pipe Installation at Various Community Parks - Cowichan Valley Area C            | Wastewater                                   | \$ 4,979.00         | N        |
| Cowichan Valley    | Lambourn Sewer System - Treatment Upgrade   | Wastewater                                   | \$ 95,246.00        | N        |
| Cowichan Valley    | Shawnigan Beach Estates - Infiltration and Inflow (I&I) Remediation                     | Wastewater                                   | \$ 77,200.00        | N        |
| Cranbrook          | Sidewalk Installation - Kootenay St and 14th Ave  | Local Roads, Bridges, Active Transportation  | \$ 150,956.06       | Y        |
| Cranbrook          | 2018 Capital Roads Program - Cranbrook  | Local Roads, Bridges, Active Transportation  | \$ 855,000.00       | Y        |
| Cranbrook          | 2018 Road Program - Storm Sewer Replacements  | Wastewater                                   | \$ 350,000.00       | Y        |
| Cranbrook          | Wastewater Lagoon - Variable Frequency Drive Installation                               | Wastewater                                   | \$ 56,445.00        | N        |
| Cranbrook          | 2017 Local Drainage Upgrades - Kootenay St and Industrial Roads                         | Wastewater                                   | \$ 20,791.41        | Y        |
| Cranbrook          | 2018 Local Drainage Upgrades - Cranbrook  | Wastewater                                   | \$ 84,892.00        | N        |
| Creston            | Creston Road Resurfacing Project - 2018   | Local Roads, Bridges, Active Transportation  | \$ 488,466.24       | Y        |
| Cumberland         | Village of Cumberland - Liquid Waste Management Plan                                    | Long-Term Infrastructure Planning            | \$ 45,192.22        | N        |
| Cumberland         | Bike Lanes Construction - Sutton Road   | Local Roads, Bridges, Active Transportation  | \$ 139,903.75       | Y        |
| Cumberland         | Reconstruction of Cumberland Rd and Bevan Rd  | Local Roads, Bridges, Active Transportation  | \$ 50,000.00        | Y        |
| Cumberland         | Cumberland Lake Park - Washroom and Shower Construction                                 | Recreational Infrastructure                  | \$ 31,000.00        | Y        |
| Dawson Creek       | 10th Street Bridge Replacement  | Local Roads, Bridges, Active Transportation  | \$ 535,319.20       | Y        |
| Dawson Creek       | Sidewalk Replacement on 94th Ave (7th St - 8th St)                                      | Local Roads, Bridges, Active Transportation  | \$ 34,455.41        | Y        |
| Delta              | Neighbourhood Road Improvements Program: 8A Ave (English Bluff Rd to 52 St)             | Local Roads, Bridges, Active Transportation  | \$ 380,000.00       | Y        |
| Duncan             | Storm Sewer CCTV - Duncan   | Asset Management                             | \$ 4,057.00         | N        |

## 2018 Gas Tax Project List

Projects as Reported by Ultimate Recipients Between January 1, 2018 and December 31, 2018

The data found within this report is for information purposes only and is subject to change

| Ultimate Recipient | Project Title   | Investment Category                          | 2018 Funds Reported | Complete |
|--------------------|---|--|---------------------|----------|
| Duncan             | Cairnsmore Neighborhood Plan  | Integrated Community Sustainability Planning | \$ 44,516.00        | N        |
| Duncan             | Facilities Condition Assessment - Duncan  | Long-Term Infrastructure Planning            | \$ 9,834.00         | Y        |
| Duncan             | Master Transportation Plan - Duncan   | Long-Term Infrastructure Planning            | \$ 2,547.50         | N        |
| Duncan             | Duncan City Hall - Lighting Upgrade   | Community Energy Systems                     | \$ 10,031.00        | Y        |
| Duncan             | Duncan St - Pedestrian Crossing Upgrade   | Local Roads, Bridges, Active Transportation  | \$ 68,539.00        | Y        |
| Duncan             | LED Streetlight Upgrade - Canada Ave  | Local Roads, Bridges, Active Transportation  | \$ 47,375.00        | Y        |
| Duncan             | Storm Water Quality Analysis - Duncan   | Wastewater                                   | \$ 15,897.00        | N        |
| East Kootenay      | Tie Lake Dam Upgrade Project  | Disaster Mitigation                          | \$ 337,348.00       | N        |
| East Kootenay      | Windermere Treated Water Project  | Drinking Water                               | \$ 851,718.00       | N        |
| East Kootenay      | Lake Baptiste Reservoir Upgrade   | Drinking Water                               | \$ 200,000.00       | Y        |
| East Kootenay      | Windermere Treated Water Plant (CWF Contribution)   | Drinking Water                               | \$ 1,200,000.00     | Y        |
| East Kootenay      | Mount Fernie Park - Access Road Upgrade   | Local Roads, Bridges, Active Transportation  | \$ 181,700.00       | Y        |
| East Kootenay      | West Fernie Infrastructure Servicing Project - Phase 1  | Wastewater                                   | \$ 750,000.00       | Y        |
| Enderby            | Salmon Arm Drive Upgrades   | Local Roads, Bridges, Active Transportation  | \$ 183,086.00       | Y        |
| Esquimalt          | Esquimalt Sewer Corridor - Asset Management Project   | Asset Management                             | \$ 207,004.26       | N        |
| Esquimalt          | New Sidewalk Construction - Wychbury Ave and Esquimalt Rd                                       | Local Roads, Bridges, Active Transportation  | \$ 51,749.11        | Y        |
| Esquimalt          | New Sidewalk Construction - Kinver St   | Local Roads, Bridges, Active Transportation  | \$ 32,421.66        | Y        |
| Esquimalt          | Crosswalks and Parking Lot Upgrade - Esquimalt Road   | Local Roads, Bridges, Active Transportation  | \$ 264,910.18       | N        |
| Esquimalt          | Crosswalk Enhancement - Lampson St & Colville Rd  | Local Roads, Bridges, Active Transportation  | \$ 97,865.15        | Y        |
| Esquimalt          | Intersection Accessibility - Lockley Rd at Intervale Ave  | Local Roads, Bridges, Active Transportation  | \$ 87,036.98        | Y        |
| Esquimalt          | 2018 Road Infrastructure Improvements - Esquimalt   | Local Roads, Bridges, Active Transportation  | \$ 27,089.38        | Y        |
| Esquimalt          | Accessibility Ramp Upgrade - Tillicum Rd at Colville Rd   | Local Roads, Bridges, Active Transportation  | \$ 58,786.63        | Y        |
| Esquimalt          | Wastewater Inflow and Infiltration Control Program - Township of Esquimalt                      | Wastewater                                   | \$ 8,467.88         | N        |
| Fort St. James     | 2018 Roads Rehabilitation Project - Fort St. James  | Local Roads, Bridges, Active Transportation  | \$ 69,235.00        | Y        |
| Fort St. James     | 3 Phase Sewer SCADA Monitoring System with upgrades needed for alarm system                     | Wastewater                                   | \$ 32,594.00        | N        |
| Fort St. John      | Sustainable Long Term Water Supply Plan - Fort St. John   | Long-Term Infrastructure Planning            | \$ 105,000.00       | Y        |
| Fort St. John      | Sidewalks and Streetlights on 82 St from 93 Ave to 100 Ave                                      | Local Roads, Bridges, Active Transportation  | \$ 456,462.00       | Y        |
| Fort St. John      | City Trail Network Construction - 116 St and 93 Ave   | Recreational Infrastructure                  | \$ 1,230,268.28     | Y        |
| Fort St. John      | Resource Recovery Centre - Fort St. John  | Wastewater                                   | \$ 4,250,000.00     | N        |
| Fraser Lake        | Fraser Lake Public Works Department - Heating Upgrades  | Community Energy Systems                     | \$ 8,841.43         | Y        |
| Fraser Lake        | Watermain Shut-off Valve Replacement  | Drinking Water                               | \$ 7,191.32         | Y        |
| Fraser Lake        | Fraser Lake Drinking Water Intake Pipe Upgrade  | Drinking Water                               | \$ 7,623.75         | Y        |
| Fraser Lake        | Road Rehabilitation and Upgrades - Park Dr, Endako Ave, Nadina Cres, Tunasa Cres and Taluk Cres | Local Roads, Bridges, Active Transportation  | \$ 53,822.00        | Y        |
| Fraser Lake        | Streetlight Installation at Endako Ave and Chowsunket Rd Intersection                           | Local Roads, Bridges, Active Transportation  | \$ 5,367.40         | Y        |
| Fraser Lake        | Fraser Lake Community Bus - Storage and Maintenance Garage Construction                         | Public Transit                               | \$ 2,806.93         | Y        |
| Fraser Lake        | Fraser Lake Arena and Sports Complex - Exterior Lighting Upgrade                                | Recreational Infrastructure                  | \$ 11,964.17        | Y        |
| Fraser Lake        | White Swan Park Improvements  | Recreational Infrastructure                  | \$ 6,465.74         | Y        |
| Fraser Lake        | Fraser Lake Airport Improvements  | Regional and Local Airports                  | \$ 1,083.82         | Y        |
| Fraser Lake        | Tourist Attraction Fabrication - Heritage Mining Equipment - Fraser Lake                        | Tourism Infrastructure                       | \$ 3,157.63         | Y        |
| Fraser Valley      | North Nicomen Dike Assessment Project   | Asset Management                             | \$ 2,549.06         | N        |
| Fraser Valley      | Fraser Valley Regional District Water System - SCADA System Integration                         | Drinking Water                               | \$ 45,910.00        | N        |
| Fraser Valley      | Bayview Rd Extension and Lake Errock Water upgrades   | Drinking Water                               | \$ 200,875.14       | Y        |
| Fraser Valley      | Sylvester Rd - Watermain Installation   | Drinking Water                               | \$ 160,000.00       | N        |
| Fraser Valley      | Drinking Water Quality Study - Community of Cultus Lake   | Drinking Water                               | \$ 8,125.00         | Y        |
| Fraser Valley      | Drinking Water Level Instrumentation Project - Community of Cultus Lake                         | Drinking Water                               | \$ 6,810.93         | N        |
| Fraser Valley      | Roundabout Counstruction - Columbia Valley Hwy and Vedder Mountain Rd                           | Local Roads, Bridges, Active Transportation  | \$ 600,000.00       | Y        |
| Fraser Valley      | Morris Valley Wastewater Treatment Plant - Sewer SCADA System Integration                       | Wastewater                                   | \$ 6,697.91         | N        |
| Fraser Valley      | Sewer Gap Analysis Implementation   | Wastewater                                   | \$ 71,670.00        | N        |
| Fraser-Fort George | Facilities Condition Assessment - Fraser Fort George  | Asset Management                             | \$ 15,212.50        | Y        |



# 2018 Gas Tax Project List

Projects as Reported by Ultimate Recipients Between January 1, 2018 and December 31, 2018

The data found within this report is for information purposes only and is subject to change

| Ultimate Recipient   | Project Title   | Investment Category                         | 2018 Funds Reported | Complete |
|----------------------|---|---|---------------------|----------|
| Fraser-Fort George   | Bear Lake Volunteer Fire Department - Energy Efficient Upgrade Project                      | Community Energy Systems                    | \$ 12,981.56        | N        |
| Fraser-Fort George   | Fraser-Fort George Administrative Office - Energy Efficiency Upgrades                       | Community Energy Systems                    | \$ 15,127.92        | N        |
| Fraser-Fort George   | Robson Valley Learning & Exploration Center - Energy Upgrades                               | Community Energy Systems                    | \$ 98,028.40        | Y        |
| Fraser-Fort George   | Ferndale Tabor Volunteer Fire Department Energy Efficient Upgrades                          | Community Energy Systems                    | \$ 38,174.23        | Y        |
| Fraser-Fort George   | Bear Lake Drinking Water System Upgrade   | Drinking Water                              | \$ 4,163.75         | Y        |
| Fraser-Fort George   | Mackenzie Community Hall Improvements   | Recreational Infrastructure                 | \$ 250,000.00       | Y        |
| Fraser-Fort George   | Summit Lake Lagoon Upgrade  | Wastewater                                  | \$ 1,230.00         | Y        |
| Gibsons              | Aquifer Monitoring - Gibsons  | Drinking Water                              | \$ 13,335.30        | N        |
| Gibsons              | Cross Connection Controls - Testing   | Drinking Water                              | \$ 18,270.11        | Y        |
| Gibsons              | Water Main Replacement - Gibsons Way  | Drinking Water                              | \$ 275,000.00       | Y        |
| Gold River           | Gerry Morgan Memorial Community Centre - Ice Arena Capacitor Bank and Surge Protection      | Recreational Infrastructure                 | \$ 24,750.00        | Y        |
| Gold River           | Gold River Wastewater Collection System Improvements on Maquina Cres.                       | Wastewater                                  | \$ 55,000.00        | Y        |
| Golden               | Road Resurfacing - 9th Ave North  | Local Roads, Bridges, Active Transportation | \$ 110,000.00       | Y        |
| Grand Forks          | Performance Measurement & Reporting Framework for Sustainable Service Delivery              | Asset Management                            | \$ 28,000.00        | Y        |
| Grand Forks          | LED Street Light Upgrade Plan - Grand Forks   | Long-Term Infrastructure Planning           | \$ 10,300.00        | Y        |
| Grand Forks          | Grand Forks - Residential Universal Water Meter Installation                                | Drinking Water                              | \$ 21,869.38        | N        |
| Grand Forks          | 5th Street Drinking Water Main Replacement  | Drinking Water                              | \$ 15,550.85        | N        |
| Grand Forks          | Replacement of Crosswalks in City Core  | Local Roads, Bridges, Active Transportation | \$ 47,471.60        | Y        |
| Grand Forks          | 2nd St and 68th Ave Bridge Approach Improvements  | Local Roads, Bridges, Active Transportation | \$ 18,788.91        | Y        |
| Granisle             | Infrastructure & Facility Asset Condition Assessment - Granisle                             | Asset Management                            | \$ 202,901.20       | Y        |
| Granisle             | 2018 Distric Biomass Upgrades and New Equipment - Granisle                                  | Community Energy Systems                    | \$ 21,237.00        | Y        |
| Granisle             | Village of Granisle Water Treatment Plant Construction                                      | Drinking Water                              | \$ 1,292,508.04     | N        |
| Granisle             | Granisle Arena - Roof Replacement   | Recreational Infrastructure                 | \$ 31,450.00        | Y        |
| Granisle             | Babine Lake - Waterfront Development  | Recreational Infrastructure                 | \$ 36,486.00        | Y        |
| Granisle             | New Beach Campground - Picnic Shelter Construction  | Recreational Infrastructure                 | \$ 27,810.00        | Y        |
| Greenwood            | Greenwood Street Infrastructure Renewal   | Wastewater                                  | \$ 1,782,268.00     | Y        |
| Harrison Hot Springs | Bus Shelters - Various Locations - Harrison Hot Springs                                     | Public Transit                              | \$ 21,966.00        | Y        |
| Harrison Hot Springs | Storm Drainage Infrastructure Replacement- Diamond St and Pine St                           | Wastewater                                  | \$ 96,496.17        | Y        |
| Hazelton             | Upper Skeena Recreation Centre  | Recreational Infrastructure                 | \$ 67,055.20        | N        |
| Highlands            | Asset Management Program - Pavement Condition Assessment - Highlands                        | Asset Management                            | \$ 7,507.00         | N        |
| Hope                 | Kawkawa Lake Rd - Road Paving Project   | Local Roads, Bridges, Active Transportation | \$ 548,870.48       | Y        |
| Houston              | Asset Management Plan - Houston   | Asset Management                            | \$ 26,073.90        | Y        |
| Houston              | Claude Parish Memorial Arena - Ammonia Refrigeration Plant Replacement                      | Sport Infrastructure                        | \$ 33,927.88        | N        |
| Hudson's Hope        | Solar Electric Panel Farm Array   | Community Energy Systems                    | \$ 167,645.89       | N        |
| Hudson's Hope        | Hudson's Hope - Wastewater Treatment Plant Upgrade  | Wastewater                                  | \$ 418,079.58       | Y        |
| Invermere            | Infrastructure Replacement Priority Plan - Invermere  | Asset Management                            | \$ 65,000.00        | Y        |
| Kamloops             | Outdoor Skating Rink Development - Community Consultation                                   | Long-Term Infrastructure Planning           | \$ 44,125.00        | Y        |
| Kamloops             | Universal Water Meters - Kamloops   | Drinking Water                              | \$ 56,192.00        | N        |
| Kamloops             | Tranquille Rd and Cambridge Ave - Pedestrian Exchange Improvements                          | Local Roads, Bridges, Active Transportation | \$ 5,770.00         | Y        |
| Kamloops             | Todd Rd - Pedestrian Upgrade  | Local Roads, Bridges, Active Transportation | \$ 117,138.00       | N        |
| Kamloops             | Xget'tem Trail - Active Transportation Infrastructure                                       | Local Roads, Bridges, Active Transportation | \$ 1,090,987.00     | Y        |
| Kamloops             | Active Transportation Infrastructure - Howe Rd, Oak Rd, Wood St, Fraser St, Qu'Appelle Rd - | Local Roads, Bridges, Active Transportation | \$ 1,222,118.00     | N        |
| Kamloops             | Juniper Neighbourhood - Traffic Calming and Transportation Safety Program                   | Local Roads, Bridges, Active Transportation | \$ 2,472.00         | N        |
| Kamloops             | Victoria St West - Infrastructure and Corridor Improvements                                 | Local Roads, Bridges, Active Transportation | \$ 354,690.00       | N        |
| Kamloops             | Public Transit Information Signage - Upgrade and Installation                               | Public Transit                              | \$ 2,823.00         | N        |
| Kamloops             | Brock Public Pool - Heater and Sand Filter Replacement                                      | Recreational Infrastructure                 | \$ 79,800.00        | Y        |
| Kamloops             | Westsyde Community Center Pool  | Recreational Infrastructure                 | \$ 29,270.00        | N        |
| Kamloops             | Canada Games Aquatic Center - Building Envelope Replacement                                 | Sport Infrastructure                        | \$ 123,257.00       | N        |
| Kamloops             | Strathcona Drainage Upgrades  | Wastewater                                  | \$ 808.00           | N        |

# 2018 Gas Tax Project List

Projects as Reported by Ultimate Recipients Between January 1, 2018 and December 31, 2018

The data found within this report is for information purposes only and is subject to change

| Ultimate Recipient | Project Title  | Investment Category                          | 2018 Funds Reported | Complete |
|--------------------|--|--|---------------------|----------|
| Kamloops           | Community Washrooms  | Wastewater                                   | \$ 3,153.00         | N        |
| Kaslo              | Village of Kaslo - Liquid Waste Management Plan Stage 3  | Long-Term Infrastructure Planning            | \$ 59,525.46        | Y        |
| Kaslo              | Park Management Planning - Kaslo   | Long-Term Infrastructure Planning            | \$ 6,195.57         | Y        |
| Kaslo              | Hale Subdivision - Water Pump and Pump house Improvement Project   | Drinking Water                               | \$ 18,652.09        | Y        |
| Kaslo              | Commercial Core Streetlight Renewal (Stage 2)  | Local Roads, Bridges, Active Transportation  | \$ 61,791.00        | Y        |
| Kelowna            | Asset Management Plan - Kelowna  | Asset Management                             | \$ 39,632.36        | Y        |
| Kelowna            | Asset Management System - Kelowna  | Asset Management                             | \$ 158,241.99       | N        |
| Kelowna            | Laurel Packinghouse Courtyard - Park Construction  | Cultural Infrastructure                      | \$ 1,309.07         | N        |
| Kelowna            | Sutherland Park - Shore Stabilization  | Disaster Mitigation                          | \$ 5,894.62         | N        |
| Kelowna            | Bicycle Network Construction - Kelowna   | Local Roads, Bridges, Active Transportation  | \$ 18,694.15        | N        |
| Kelowna            | Sidewalk Network Construction - Various Locations  | Local Roads, Bridges, Active Transportation  | \$ 110,817.59       | N        |
| Kelowna            | Intersection Improvement Project - Various Locations - Kelowna   | Local Roads, Bridges, Active Transportation  | \$ 48,120.00        | Y        |
| Kelowna            | Roads Resurfacing  | Local Roads, Bridges, Active Transportation  | \$ 3,262,320.00     | Y        |
| Kelowna            | John Hindle Drive Improvements - Phases 2,3 and 4  | Local Roads, Bridges, Active Transportation  | \$ 1,001,550.00     | Y        |
| Kelowna            | Multi-use Pathway Access to University of British Columbia Okanagan Campus                                   | Local Roads, Bridges, Active Transportation  | \$ 24,548.51        | N        |
| Kelowna            | Roundabout Construction and Traffic Control Improvements - Doyle St and Water St -                           | Local Roads, Bridges, Active Transportation  | \$ 6,791.83         | N        |
| Kelowna            | Bellevue Creek - Bridge Rehabilitation   | Local Roads, Bridges, Active Transportation  | \$ 225,370.00       | N        |
| Kelowna            | Active Transportation Corridor Construction - Ethel St from Harvey Ave to Sutherland Ave                     | Local Roads, Bridges, Active Transportation  | \$ 48,000.00        | Y        |
| Kelowna            | Okanagan Rail Trail - Construction   | Local Roads, Bridges, Active Transportation  | \$ 13,975.72        | N        |
| Kelowna            | University South Neighbourhood - Active Transportation Overpass  | Local Roads, Bridges, Active Transportation  | \$ 300,000.00       | N        |
| Kelowna            | Pandosy St Sidewalk Construction - Birch Ave to McKay Ave  | Local Roads, Bridges, Active Transportation  | \$ 97,170.00        | Y        |
| Kelowna            | Lakeshore Rd - Roundabout Construction at Collett Rd Intersection  | Local Roads, Bridges, Active Transportation  | \$ 11,910.00        | N        |
| Kelowna            | Stewart Rd Improvements - Crawford Rd to Swamp Rd  | Local Roads, Bridges, Active Transportation  | \$ 119,649.20       | N        |
| Kelowna            | Sutherland Ave Active Transportation Corridor Construction - Pandosy St to Ethel St                          | Local Roads, Bridges, Active Transportation  | \$ 132,000.00       | N        |
| Kelowna            | Sutherland Ave - Active Transportation Corridor Construction - Gordon Rd to Burtch Rd                        | Local Roads, Bridges, Active Transportation  | \$ 7,941.05         | N        |
| Kelowna            | Sutherland Ave - Active Transportation Corridor - Lake Rd to Gordon Rd                                       | Local Roads, Bridges, Active Transportation  | \$ 128,196.22       | N        |
| Kelowna            | Active Transportation Corridor Construction - Ethel St from Springfield Rd to Rose Ave                       | Local Roads, Bridges, Active Transportation  | \$ 64,690.49        | N        |
| Kelowna            | Hollywood Rd Active Transportation Corridor Construction - Hollydell Rd to Hwy 33                            | Local Roads, Bridges, Active Transportation  | \$ 41,946.87        | N        |
| Kelowna            | Active Transportation Corridor Construction - Houghton Rd from Nickel Rd to Rails with Trails                | Local Roads, Bridges, Active Transportation  | \$ 59,261.18        | N        |
| Kelowna            | Dilworth Dr - Active Transportation Corridor Construction  | Local Roads, Bridges, Active Transportation  | \$ 11,450.00        | N        |
| Kelowna            | Water St - Crosswalk Construction and Intersection Improvements  | Local Roads, Bridges, Active Transportation  | \$ 37,110.00        | Y        |
| Kelowna            | Knox Mountain Park Improvements  | Recreational Infrastructure                  | \$ 70,209.00        | N        |
| Kelowna            | Rowcliffe Park Construction  | Recreational Infrastructure                  | \$ 786,120.00       | N        |
| Kelowna            | Apple Bowl Sports Field - Track Resurfacing  | Sport Infrastructure                         | \$ 400,000.00       | N        |
| Keremeos           | Liquid Waste Management Plan - Phase 3 - Keremeos  | Long-Term Infrastructure Planning            | \$ 24,975.58        | N        |
| Keremeos           | Downtown Watermain Project - Keremeos  | Drinking Water                               | \$ 184,396.00       | Y        |
| Kimberley          | Kimberley Integrated Infrastructure Capital Plan   | Long-Term Infrastructure Planning            | \$ 12,847.27        | N        |
| Kimberley          | Kimberley Sports Fields Rehabilitation   | Sport Infrastructure                         | \$ 18,877.02        | Y        |
| Kimberley          | Norton Avenue Sewer Main Replacement - Phase 2   | Wastewater                                   | \$ 423,276.32       | Y        |
| Kitimat-Stikine    | Gitlaxt'aamiks Village Government Interpretive Centre  | Cultural Infrastructure                      | \$ 55,527.00        | Y        |
| Kitimat-Stikine    | Thornhill Community Centre Upgrades  | Recreational Infrastructure                  | \$ 180,000.00       | Y        |
| Kitimat-Stikine    | Solid Waste Management Improvements - Forceman Ridge Landfill, Hazelton Landfill, Thornhill Transfer Station | Solid Waste                                  | \$ 724,293.60       | Y        |
| Kitimat-Stikine    | Witset (Morisetown) First Nation RV Park/Campground revitalization   | Tourism Infrastructure                       | \$ 43,000.00        | Y        |
| Kootenay Boundary  | Broadband Installation - Seven Summits Centre for Learning   | Broadband Connectivity                       | \$ 2,131.80         | N        |
| Kootenay Boundary  | Grand Forks Curling Rink - Facility Condition Assessment   | Asset Management                             | \$ 4,450.00         | N        |
| Kootenay Boundary  | ICSP Development - Agriculture and Food Plan - Community of Boundary   | Integrated Community Sustainability Planning | \$ 18,604.82        | N        |
| Kootenay Boundary  | Kettle River Watershed Drought Response Plan   | Integrated Community Sustainability Planning | \$ 17,406.42        | N        |
| Kootenay Boundary  | Kettle River Watershed Study   | Integrated Community Sustainability Planning | \$ 3,200.00         | Y        |
| Kootenay Boundary  | The Bridge Drop-In Centre - Commercial Dishwasher Replacement  | Community Energy Systems                     | \$ 4,956.38         | N        |

# 2018 Gas Tax Project List

Projects as Reported by Ultimate Recipients Between January 1, 2018 and December 31, 2018

The data found within this report is for information purposes only and is subject to change

| Ultimate Recipient | Project Title   | Investment Category                          | 2018 Funds Reported | Complete |
|--------------------|---|--|---------------------|----------|
| Kootenay Boundary  | Rossland Museum Capital Improvements - Phase 1                                  | Cultural Infrastructure                      | \$ 6,250.00         | Y        |
| Kootenay Boundary  | Boundary Museum Society - Black Hawk Livery Building Addition                   | Cultural Infrastructure                      | \$ 45,000.00        | N        |
| Kootenay Boundary  | Kettle River Museum - Bunkhouse Upgrade   | Cultural Infrastructure                      | \$ 15,000.00        | N        |
| Kootenay Boundary  | Christina Lake Riparian and Wetland Demonstration Site and Native Plant Nursery | Drinking Water                               | \$ 10,690.78        | N        |
| Kootenay Boundary  | Boundary Transit Service - Capital Funding                                      | Public Transit                               | \$ 2,658.80         | N        |
| Kootenay Boundary  | Public Transit Vehicle Capital Contribution - Community of Boundary             | Public Transit                               | \$ 9,965.00         | Y        |
| Kootenay Boundary  | Christina Lake Boat Launch and Campground Parking Lot Upgrade                   | Recreational Infrastructure                  | \$ 7,500.00         | Y        |
| Kootenay Boundary  | Birchbank Golf Course - Irrigation System Upgrade                               | Recreational Infrastructure                  | \$ 50,000.00        | Y        |
| Kootenay Boundary  | North Fork Trans Canada Trail - Surface Installation                            | Recreational Infrastructure                  | \$ 37,500.00        | N        |
| Kootenay Boundary  | Westbridge Community Hall - Upgrades  | Recreational Infrastructure                  | \$ 7,023.06         | Y        |
| Kootenay Boundary  | Bridesville Community Club - Phase 2 - Hall Addition                            | Recreational Infrastructure                  | \$ 52,500.00        | N        |
| Kootenay Boundary  | Rock Creek & Boundary Fair Association - Assembly Hall Upgrade                  | Recreational Infrastructure                  | \$ 15,000.00        | N        |
| Kootenay Boundary  | Westbridge Community Hall - New Building Construction                           | Recreational Infrastructure                  | \$ 30,637.30        | N        |
| Kootenay Boundary  | Beaver Creek Park - Band Shell and Arbor Construction                           | Recreational Infrastructure                  | \$ 64,653.88        | N        |
| Kootenay Boundary  | Fruitvale RV Park - Construction of 5 spaces                                    | Tourism Infrastructure                       | \$ 17,500.00        | Y        |
| Ladysmith          | Ladysmith Asset Management: Assessment & Planning                               | Asset Management                             | \$ 80,000.00        | Y        |
| Ladysmith          | Waterfront Area Master Plan Development - Ladysmith                             | Integrated Community Sustainability Planning | \$ 60,000.00        | N        |
| Ladysmith          | Rocky Creek Culvert Replacement   | Local Roads, Bridges, Active Transportation  | \$ 72,833.38        | N        |
| Ladysmith          | Walkem Road Sidewalk & Storm Collection Construction (Phase 1)                  | Local Roads, Bridges, Active Transportation  | \$ 83,126.67        | Y        |
| Ladysmith          | Aggie Hall - Parking Lot and Playground Improvements                            | Recreational Infrastructure                  | \$ 123,914.35       | N        |
| Ladysmith          | Ladysmith Bio-Solids Composting Facility  | Solid Waste                                  | \$ 101,899.66       | Y        |
| Ladysmith          | Stormwater Collection System Replacement - Clarke Rd                            | Wastewater                                   | \$ 23,197.00        | N        |
| Ladysmith          | Storm Water Improvements (Phase 1) - Public Works Yard                          | Wastewater                                   | \$ 35,000.00        | Y        |
| Lake Country       | Pelmewash Parkway - Mult-modal Corridor Construction                            | Local Roads, Bridges, Active Transportation  | \$ 750,000.00       | Y        |
| Lake Cowichan      | Water Treatment Plant Upgrade   | Wastewater                                   | \$ 4,250,000.00     | N        |
| Langford           | Bike Lane Extension - Goldstream Ave  | Local Roads, Bridges, Active Transportation  | \$ 169,951.72       | Y        |
| Langley            | 56 Avenue Road Rehabilitation from Production Way to 200 St                     | Local Roads, Bridges, Active Transportation  | \$ 127,675.00       | Y        |
| Langley            | 208 St and 40 Ave - Intersection Improvement                                    | Local Roads, Bridges, Active Transportation  | \$ 7,768.57         | N        |
| Langley            | 64 Ave at 232 St - Intersection Improvements                                    | Local Roads, Bridges, Active Transportation  | \$ 500,000.00       | N        |
| Lantzville         | Drinking Watermain Replacement - Peterson Road (Lynn Rd to Lantzville Rd)       | Drinking Water                               | \$ 55,000.00        | Y        |
| Lillooet           | Asset Management GIS System - Lillooet  | Asset Management                             | \$ 780.00           | N        |
| Lillooet           | Water Master Plan - Lillooet  | Long-Term Infrastructure Planning            | \$ 251.00           | Y        |
| Lillooet           | Sewer Master Plan - Lillooet  | Long-Term Infrastructure Planning            | \$ 167.00           | Y        |
| Logan Lake         | Logan Lake Campground and Information Centre Construction                       | Tourism Infrastructure                       | \$ 72,756.63        | Y        |
| Lumby              | Lumby's Sustainable Water Plan - Stage 1 Revitalization Works                   | Drinking Water                               | \$ 276,243.60       | Y        |
| Lumby              | Lumby's Contribution to Regional Sports and Recreation Projects                 | Sport Infrastructure                         | \$ 131,611.00       | Y        |
| Lytton             | Water Systems Upgrade - 2018  | Drinking Water                               | \$ 70,000.00        | N        |
| Mackenzie          | Long-term Infrastructure & Asset Management Plan - Mackenzie                    | Asset Management                             | \$ 89,500.00        | Y        |
| Mackenzie          | Mackenzie Recreation Centre Retrofit and Community Hall                         | Recreational Infrastructure                  | \$ 2,736,931.82     | Y        |
| Maple Ridge        | 232 St. - Complete Street Project   | Local Roads, Bridges, Active Transportation  | \$ 149,857.95       | N        |
| Masset             | Community Fitness Centre Project - Phase 1 - Masset                             | Recreational Infrastructure                  | \$ 75,000.00        | Y        |
| Masset             | Village of Masset - Boat Launch upgrade project                                 | Recreational Infrastructure                  | \$ 75,000.00        | Y        |
| McBride            | Road Rehabilitation - Sansom Rd at the CN Rail Underpass                        | Local Roads, Bridges, Active Transportation  | \$ 21,111.83        | Y        |
| McBride            | Columbia Street Storm Sewer Phase 3   | Wastewater                                   | \$ 574,191.03       | N        |
| Merritt            | Medians and Turn Lane Installation - Nicola Ave and Voght St                    | Local Roads, Bridges, Active Transportation  | \$ 202,322.00       | N        |
| Merritt            | Coldwater Avenue - Road and Utility Upgrades                                    | Local Roads, Bridges, Active Transportation  | \$ 63,603.00        | Y        |
| Merritt            | Reid St - Sidewalk Installation   | Local Roads, Bridges, Active Transportation  | \$ 15,498.00        | Y        |
| Merritt            | Central Park - Playground Replacement   | Recreational Infrastructure                  | \$ 139,644.00       | Y        |
| Merritt            | Centennial Park - Trail Improvements  | Recreational Infrastructure                  | \$ 14,054.00        | Y        |

# 2018 Gas Tax Project List

Projects as Reported by Ultimate Recipients Between January 1, 2018 and December 31, 2018

The data found within this report is for information purposes only and is subject to change

| Ultimate Recipient | Project Title  | Investment Category                          | 2018 Funds Reported | Complete |
|--------------------|--|--|---------------------|----------|
| Merritt            | Nicola Valley Aquatic Centre - Swimming Pool Improvements                        | Recreational Infrastructure                  | \$ 40,408.00        | N        |
| Merritt            | Nicola Valley Memorial Arena - Heat Exchanger Replacement                        | Recreational Infrastructure                  | \$ 18,798.00        | Y        |
| Merritt            | Nicola Valley Memorial Arena - Water Softening Plant Replacement                 | Recreational Infrastructure                  | \$ 13,159.00        | Y        |
| Merritt            | Civic Centre Heat Exchanger 2018   | Recreational Infrastructure                  | \$ 32,513.00        | N        |
| Metochosin         | Duke Rd - Road Rehabilitation  | Local Roads, Bridges, Active Transportation  | \$ 400,000.00       | Y        |
| Metochosin         | Hillman Recreational Trail Improvements - Mac Paige Bridge Restoration           | Recreational Infrastructure                  | \$ 18,504.50        | Y        |
| Mission            | Sustainable Mission - District of Mission Official Community Plan Review - 2015  | Integrated Community Sustainability Planning | \$ 69,433.06        | Y        |
| Mission            | Pavement Management Program - Mission  | Local Roads, Bridges, Active Transportation  | \$ 1,731,522.69     | N        |
| Mission            | Walkway and Sidewalk Additions - Dewdney Trunk Rd, Talbut St, and Griner Park Rd | Local Roads, Bridges, Active Transportation  | \$ 39,749.23        | N        |
| Mission            | Streetscape Improvements - 1st Ave   | Local Roads, Bridges, Active Transportation  | \$ 250,000.00       | N        |
| Mission            | 2nd Avenue Transit Exchange Improvements   | Public Transit                               | \$ 600.00           | N        |
| Mission            | Mission Rotary Sports Park - Artificial Turf Field Project                       | Recreational Infrastructure                  | \$ 64,187.63        | Y        |
| Mount Waddington   | Certified Energy Manager Training  | Asset Management                             | \$ 4,999.00         | Y        |
| Mount Waddington   | Hyde Creek Fire Hall - Energy Efficiency Upgrades - Phase 2                      | Community Energy Systems                     | \$ 58,565.00        | N        |
| Mount Waddington   | Coal Harbour Heritage Hall - Expansion   | Cultural Infrastructure                      | \$ 15,000.00        | N        |
| Mount Waddington   | Velie Ln - Beach Access Trail Construction                                       | Recreational Infrastructure                  | \$ 7,000.00         | Y        |
| Mount Waddington   | Hyde Creek Community Hall - Roof Replacement                                     | Recreational Infrastructure                  | \$ 18,573.00        | Y        |
| Mount Waddington   | Sointula Community Garden Society Greenhouse                                     | Recreational Infrastructure                  | \$ 19,394.50        | Y        |
| Mount Waddington   | Solid Waste Transfer Station Construction - Community of Quatsino                | Solid Waste                                  | \$ 110,000.00       | N        |
| Mount Waddington   | Malcolm Island Recycling Depot Upgrade   | Solid Waste                                  | \$ 10,145.00        | N        |
| Mount Waddington   | North Island Electric Vehicle Charging Network - Installation                    | Tourism Infrastructure                       | \$ 8,072.00         | Y        |
| Nakusp             | Bear Proof Garbage Cans - Installation at Nakusp Hot Springs and Municipal Parks | Solid Waste                                  | \$ 6,924.00         | Y        |
| Nanaimo            | Georgia Ave Greenway - Construction  | Local Roads, Bridges, Active Transportation  | \$ 245,960.48       | N        |
| Nanaimo            | Dover Rd - Sidewalk Improvements   | Local Roads, Bridges, Active Transportation  | \$ 122,287.83       | Y        |
| Nanaimo            | Wellcox Access Road - Construction   | Local Roads, Bridges, Active Transportation  | \$ 16,185.32        | N        |
| Nanaimo            | City-wide LED Street Light Conversion Project - Nanaimo                          | Local Roads, Bridges, Active Transportation  | \$ 38,277.87        | N        |
| Nanaimo            | Nanaimo District Secondary School - Artificial Turf Field Construction           | Recreational Infrastructure                  | \$ 200,257.00       | N        |
| Nanaimo            | Harewood Centennial Park - Lacrosse Box Construction                             | Recreational Infrastructure                  | \$ 151,260.00       | N        |
| Nanaimo            | North Cedar Improvement District - Well Assessments                              | Asset Management                             | \$ 3,286.35         | Y        |
| Nanaimo            | Gabriola Village Trail Development   | Integrated Community Sustainability Planning | \$ 12,178.10        | N        |
| Nanaimo            | Nanoose Bay Water Quality/Quantity Monitoring Program                            | Long-Term Infrastructure Planning            | \$ 28,338.48        | N        |
| Nanaimo            | Water System Acquisition Review - Electoral Area G                               | Long-Term Infrastructure Planning            | \$ 3,988.88         | N        |
| Nanaimo            | Tulnuxw Lelum Cultural Learning Space - Expansion                                | Cultural Infrastructure                      | \$ 9,255.01         | N        |
| Nanaimo            | Wilkinson Heritage Homestead Restoration   | Cultural Infrastructure                      | \$ 150,000.00       | Y        |
| Nanaimo            | Whiskey Creek Water System - Well Development                                    | Drinking Water                               | \$ 6,401.25         | N        |
| Nanaimo            | Drinking Water Meter Replacement Program - Community of San Pareil               | Drinking Water                               | \$ 12,595.53        | Y        |
| Nanaimo            | Drinking Water Well Upgrades - Community of French Creek                         | Drinking Water                               | \$ 25,000.00        | Y        |
| Nanaimo            | Drinking Water Well #2 Pump Replacement - Community of Surfside                  | Drinking Water                               | \$ 5,000.00         | Y        |
| Nanaimo            | Gabriola Community Bus Purchase  | Public Transit                               | \$ 10,000.00        | Y        |
| Nanaimo            | Nanaimo Regional Trail System - Rail Trail Construction                          | Recreational Infrastructure                  | \$ 15,880.63        | Y        |
| Nanaimo            | Nanoose Place Community Centre - Capital Upgrades                                | Recreational Infrastructure                  | \$ 9,317.46         | Y        |
| Nanaimo            | Dunsmuir Community Park Development  | Recreational Infrastructure                  | \$ 100,000.00       | Y        |
| Nanaimo            | Meadowood Community Recreation Centre Construction                               | Recreational Infrastructure                  | \$ 27,395.00        | N        |
| Nanaimo            | Little Qualicum Hall - Upgrades  | Recreational Infrastructure                  | \$ 6,300.00         | N        |
| Nanaimo            | Rollo Community Centre Upgrades  | Recreational Infrastructure                  | \$ 42,000.00        | Y        |
| Nanaimo            | Lighthouse Community Centre Roof Replacement                                     | Recreational Infrastructure                  | \$ 36,000.00        | Y        |
| Nanaimo            | Cedar Community Centre Accessibility Project                                     | Recreational Infrastructure                  | \$ 3,000.00         | Y        |
| Nanaimo            | Jack Bagley Field Upgrade  | Recreational Infrastructure                  | \$ 10,000.00        | Y        |
| Nanaimo            | Greater Nanaimo Pollution Control Centre Secondary Treatment Upgrade Project     | Wastewater                                   | \$ 6,000,000.00     | N        |



## 2018 Gas Tax Project List

Projects as Reported by Ultimate Recipients Between January 1, 2018 and December 31, 2018

The data found within this report is for information purposes only and is subject to change

| Ultimate Recipient | Project Title   | Investment Category                          | 2018 Funds Reported | Complete |
|--------------------|---|--|---------------------|----------|
| Nelson             | Nelson City Hall and Complex Building - LED Lighting Upgrade                            | Community Energy Systems                     | \$ 154,163.00       | N        |
| New Denver         | New Garbage Collection Truck Purchase - New Denver                                      | Solid Waste                                  | \$ 120,000.00       | Y        |
| New Hazelton       | New Hazelton Community Center - Construction  | Recreational Infrastructure                  | \$ 371,644.62       | N        |
| New Hazelton       | Upper Skeena Recreation Centre  | Recreational Infrastructure                  | \$ 40,000.00        | N        |
| New Westminster    | Renovation of Uptown Library  | Cultural Infrastructure                      | \$ 262,300.24       | N        |
| North Cowichan     | North Cowichan Drinking Water Source Improvement Project                                | Drinking Water                               | \$ 100,000.00       | Y        |
| North Cowichan     | Drinking Watermain Replacement - Cypress St.  | Drinking Water                               | \$ 100,000.00       | Y        |
| North Cowichan     | Crofton - Alternate Drinking Water Source Construction                                  | Drinking Water                               | \$ 100,000.00       | N        |
| North Cowichan     | Beverly St Expansion - York Rd to Trans Canada Highway                                  | Local Roads, Bridges, Active Transportation  | \$ 793,951.00       | Y        |
| North Cowichan     | Cowichan Lake Road Widening   | Local Roads, Bridges, Active Transportation  | \$ 320,839.00       | Y        |
| North Cowichan     | Bike Lane Construction - Maple Bay Rd   | Local Roads, Bridges, Active Transportation  | \$ 13,197.00        | Y        |
| North Okanagan     | Gardom Creek Baseline Flow Assessment   | Integrated Community Sustainability Planning | \$ 48,000.00        | Y        |
| North Okanagan     | Regional Agricultural Plan Development - North Okanagan Food System Initiative          | Integrated Community Sustainability Planning | \$ 50,000.00        | Y        |
| North Okanagan     | Wastewater Recovery Plan Project - Public Consultation                                  | Integrated Community Sustainability Planning | \$ 22,791.07        | N        |
| North Okanagan     | Cherryville Area Water Quality Monitoring Program (Year 3)                              | Integrated Community Sustainability Planning | \$ 6,000.00         | Y        |
| North Okanagan     | Mid Shuswap and Bessette Water Quality Monitoring (Year 3)                              | Integrated Community Sustainability Planning | \$ 3,702.30         | Y        |
| North Okanagan     | Electoral Areas B and C Master Parks Plan Update - BX Ranchland Park - North Okanagan   | Integrated Community Sustainability Planning | \$ 4,268.45         | Y        |
| North Okanagan     | Swan Lake Commercial Area and Neighbourhood Plan  | Integrated Community Sustainability Planning | \$ 85,438.14        | Y        |
| North Okanagan     | Okanagan Bioregion Food System Design Study   | Integrated Community Sustainability Planning | \$ 9,902.00         | Y        |
| North Okanagan     | North Okanagan Wastewater Recovery Project (Phase II)                                   | Long-Term Infrastructure Planning            | \$ 156,209.20       | N        |
| North Okanagan     | Drinking Water Quality Assessment - Bailey Creek and Boltres Creek                      | Long-Term Infrastructure Planning            | \$ 12,141.25        | N        |
| North Okanagan     | Electoral Areas B and C Local Parks Plan Development - North Okanagan                   | Long-Term Infrastructure Planning            | \$ 26,901.46        | N        |
| North Okanagan     | Hanson Park - Overflow Channel Construction   | Disaster Mitigation                          | \$ 2,529.00         | N        |
| North Okanagan     | Mara Community Hall Water Treatment System Upgrade                                      | Drinking Water                               | \$ 4,101.22         | Y        |
| North Okanagan     | Cherryville Hall Water System Upgrade   | Drinking Water                               | \$ 3,754.61         | Y        |
| North Okanagan     | BX Community Park - Water Meter Installation  | Drinking Water                               | \$ 4,596.00         | Y        |
| North Okanagan     | N'Kwala Park - Water Meter Installation   | Drinking Water                               | \$ 2,318.37         | Y        |
| North Okanagan     | Mabel Lake Hall - Drinking Water Well Upgrade   | Drinking Water                               | \$ 15,861.24        | Y        |
| North Okanagan     | Grindrod Water Utility - Intake Modifications   | Drinking Water                               | \$ 1,932.65         | N        |
| North Okanagan     | Grindrod Water Utility - Programmable Logic Controller Installation                     | Drinking Water                               | \$ 8,217.62         | Y        |
| North Okanagan     | Pottery Rd Pedestrian Walkway - Construction  | Local Roads, Bridges, Active Transportation  | \$ 52,540.75        | Y        |
| North Okanagan     | Multi-use Path Okanagan College to Crystal Waters Road                                  | Local Roads, Bridges, Active Transportation  | \$ 128,869.73       | Y        |
| North Okanagan     | Welker Road Trail Improvements  | Local Roads, Bridges, Active Transportation  | \$ 41,563.00        | Y        |
| North Okanagan     | Kingfisher Community Hall - Parking Lot Upgrade   | Recreational Infrastructure                  | \$ 8,180.74         | Y        |
| North Okanagan     | Larch Hills Nordic Ski Area - Upgrades  | Recreational Infrastructure                  | \$ 20,000.00        | Y        |
| North Okanagan     | Whitevale Community Hall - Energy Upgrade   | Recreational Infrastructure                  | \$ 8,000.00         | Y        |
| North Okanagan     | Cherryville Community Hall - Equipment Upgrade  | Recreational Infrastructure                  | \$ 8,400.00         | Y        |
| North Okanagan     | North Valley Gymnastics Facility - Construction   | Recreational Infrastructure                  | \$ 17,250.00        | Y        |
| North Okanagan     | N'Kwala Park - Parking Lot Upgrade Project  | Recreational Infrastructure                  | \$ 25,415.65        | Y        |
| North Okanagan     | Mutrie Park Development   | Recreational Infrastructure                  | \$ 4,127.96         | Y        |
| North Okanagan     | Hanson Park Upgrades Phase 2  | Recreational Infrastructure                  | \$ 18,246.19        | Y        |
| North Okanagan     | Parks and Recreation Planning, Design and Construction Projects - Region of Whitevalley | Recreational Infrastructure                  | \$ 634.07           | N        |
| North Okanagan     | Royal Park Lighting Upgrade   | Recreational Infrastructure                  | \$ 755.25           | Y        |
| North Okanagan     | Pat Duke Arena Upgrades   | Recreational Infrastructure                  | \$ 40,757.63        | N        |
| North Okanagan     | Lumby Outdoor Pool Upgrades   | Recreational Infrastructure                  | \$ 17,341.76        | N        |
| North Okanagan     | Pat Duke Arena - Chiller Replacement  | Recreational Infrastructure                  | \$ 88,829.21        | Y        |
| North Okanagan     | Mabel Lake Hall Upgrades  | Recreational Infrastructure                  | \$ 4,430.17         | Y        |
| North Okanagan     | Rivermouth Boat Launch - Parking Lot Upgrade  | Tourism Infrastructure                       | \$ 6,781.92         | Y        |
| North Okanagan     | Circle Route Tour Informational Signage - Lumby and Electoral Area D                    | Tourism Infrastructure                       | \$ 30,000.00        | Y        |

### 2018 Gas Tax Project List

Projects as Reported by Ultimate Recipients Between January 1, 2018 and December 31, 2018

The data found within this report is for information purposes only and is subject to change

| Ultimate Recipient         | Project Title   | Investment Category                          | 2018 Funds Reported | Complete |
|----------------------------|---|--|---------------------|----------|
| North Okanagan             | Mabel Lake Sewer Transfer Switch and SCADA Connection                         | Wastewater                                   | \$ 11,296.57        | Y        |
| North Saanich              | Wave Effects & Flood Construction Levels Assessment                           | Long-Term Infrastructure Planning            | \$ 34,712.33        | N        |
| North Saanich              | West Saanich Road Bike Lanes Phase 3  | Local Roads, Bridges, Active Transportation  | \$ 473,859.31       | Y        |
| North Saanich              | Scoter Trail Rehabilitation - Phase 2   | Local Roads, Bridges, Active Transportation  | \$ 20,034.33        | N        |
| North Vancouver            | Road Reconstruction - West 17th Street between Lonsdale Ave to Jones Ave      | Local Roads, Bridges, Active Transportation  | \$ 206,468.18       | Y        |
| North Vancouver            | Road Rehabilitation - Highland Rd from Wavertree to Colwood                   | Local Roads, Bridges, Active Transportation  | \$ 306,000.00       | Y        |
| Northern Rockies           | Sidewalk Construction and Pedestrian Network Improvements                     | Local Roads, Bridges, Active Transportation  | \$ 141,909.00       | Y        |
| Oak Bay                    | Oak Bay Recreation Centre Energy Recovery Project                             | Community Energy Systems                     | \$ 665,563.50       | N        |
| Okanagan Basin Water Board | Environmental Flow Needs for Okanagan Water Planning                          | Integrated Community Sustainability Planning | \$ 219,182.28       | N        |
| Okanagan Basin Water Board | Improving Accuracy of Hydrology Models for Long-Term Planning in the Okanagan | Long-Term Infrastructure Planning            | \$ 22,468.89        | N        |
| Okanagan-Similkameen       | Willowbrook Firehall Heating Upgrades   | Community Energy Systems                     | \$ 13,000.00        | Y        |
| Okanagan-Similkameen       | Keremeos and Cawston Diking System - Drainage Culvert Replacement             | Disaster Mitigation                          | \$ 8,888.70         | N        |
| Okanagan-Similkameen       | Naramata Water System Metering Pilot Project                                  | Drinking Water                               | \$ 14,381.70        | N        |
| Okanagan-Similkameen       | Water Meters - Keremeos Irrigation District                                   | Drinking Water                               | \$ 19,500.00        | Y        |
| Okanagan-Similkameen       | Hedley Improvement District - Water System Upgrades                           | Drinking Water                               | \$ 127,500.00       | N        |
| Okanagan-Similkameen       | Hedley Improvement District - Water Main Replacement                          | Drinking Water                               | \$ 22,312.50        | N        |
| Okanagan-Similkameen       | Tulameen Park - UV Water System Installation                                  | Drinking Water                               | \$ 7,401.36         | Y        |
| Okanagan-Similkameen       | Kettle Valley Trail Improvement Project - Boardwalk Construction at Rd 22     | Local Roads, Bridges, Active Transportation  | \$ 48,873.96        | N        |
| Okanagan-Similkameen       | Kettle Valley Rail Trail Upgrades   | Local Roads, Bridges, Active Transportation  | \$ 18,432.52        | N        |
| Okanagan-Similkameen       | Sasquatch Pond Park - Electrical Service Supply Project                       | Recreational Infrastructure                  | \$ 761.66           | N        |
| Okanagan-Similkameen       | Sun Bowl Arena Lighting Upgrades  | Recreational Infrastructure                  | \$ 14,349.85        | Y        |
| Okanagan-Similkameen       | Oliver Arena Upgrades   | Recreational Infrastructure                  | \$ 250,000.00       | N        |
| Okanagan-Similkameen       | Heritage Hills Park Development   | Recreational Infrastructure                  | \$ 108,404.20       | N        |
| Okanagan-Similkameen       | Okanagan Falls Dock & Boat Launch Upgrade                                     | Recreational Infrastructure                  | \$ 6,500.00         | N        |
| Okanagan-Similkameen       | Spirit Park Pickleball & Tennis Courts  | Recreational Infrastructure                  | \$ 170,000.00       | N        |
| Okanagan-Similkameen       | Solar Lighting on West Bench Pedestrian Pathway                               | Recreational Infrastructure                  | \$ 31,000.00        | Y        |
| Okanagan-Similkameen       | Tulameen Arena and Park - Fence Installation                                  | Recreational Infrastructure                  | \$ 13,902.99        | Y        |
| Okanagan-Similkameen       | Princeton Curling Rink Upgrades   | Recreational Infrastructure                  | \$ 9,057.22         | Y        |
| Okanagan-Similkameen       | Osoyoos Lake Regional Park Washroom Project                                   | Recreational Infrastructure                  | \$ 13,638.70        | N        |
| Okanagan-Similkameen       | Kobau Regional Park - Irrigation System Upgrades                              | Recreational Infrastructure                  | \$ 7,000.00         | Y        |
| Okanagan-Similkameen       | Osoyoos Desert Society Interpretive Centre                                    | Tourism Infrastructure                       | \$ 10,000.00        | N        |
| Okanagan-Similkameen       | Storm Water Course Improvement Project - Community of Cawston                 | Wastewater                                   | \$ 5,380.00         | N        |
| Okanagan-Similkameen       | Okanagan Falls Constructed Wetland Project                                    | Wastewater                                   | \$ 41,874.56        | N        |
| Oliver                     | Spartan St - Sidewalk and Curb Extension                                      | Local Roads, Bridges, Active Transportation  | \$ 256,349.63       | Y        |
| Oliver                     | Station St. - Road Rehabilitation   | Local Roads, Bridges, Active Transportation  | \$ 708,574.64       | Y        |
| Osoyoos                    | Rural Area Water System Twinning  | Drinking Water                               | \$ 623,095.04       | Y        |
| Osoyoos                    | West Bench Park - Ball Diamond Improvements and Dog Park Construction         | Recreational Infrastructure                  | \$ 99,404.97        | N        |
| Osoyoos                    | Storm Interceptor Installation - Hwy 3 from 85th to Park Pl                   | Wastewater                                   | \$ 214,302.25       | Y        |
| Osoyoos                    | Storm Main Replacement - Hwy 3 from 85th St to 89th St                        | Wastewater                                   | \$ 200,000.00       | Y        |
| Parksville                 | Springwood Water Transmission Line  | Drinking Water                               | \$ 500,000.00       | N        |
| Parksville                 | Jensen Greenway - Active Transportation Corridor                              | Local Roads, Bridges, Active Transportation  | \$ 136,900.68       | N        |
| Parksville                 | Corfield St. - Bike Lane and Sidewalk Upgrades                                | Local Roads, Bridges, Active Transportation  | \$ 446,000.00       | N        |
| Parksville                 | Jensen Greenway Trail - Storm Drainage Installation                           | Wastewater                                   | \$ 49,003.89        | Y        |
| Peace River                | Kelly Lake Community Center - Furnace Upgrades                                | Recreational Infrastructure                  | \$ 10,800.00        | Y        |
| Peace River                | Cecil Lake Community Centre Upgrades  | Recreational Infrastructure                  | \$ 11,178.51        | Y        |
| Peace River                | Osborne Community Hall - Furnace Replacement                                  | Recreational Infrastructure                  | \$ 5,617.50         | Y        |
| Peace River                | Farmington Community Hall - Furnace Replacement                               | Recreational Infrastructure                  | \$ 19,488.00        | Y        |
| Peace River                | Tupper Community Hall - Furnace Replacement                                   | Recreational Infrastructure                  | \$ 7,329.00         | Y        |
| Peachland                  | Update Recreation Master Plan - Peachland                                     | Integrated Community Sustainability Planning | \$ 7,402.35         | Y        |

# 2018 Gas Tax Project List

Projects as Reported by Ultimate Recipients Between January 1, 2018 and December 31, 2018

The data found within this report is for information purposes only and is subject to change

| Ultimate Recipient | Project Title   | Investment Category                          | 2018 Funds Reported | Complete |
|--------------------|---|--|---------------------|----------|
| Peachland          | Official Community Plan Update - Peachland  | Integrated Community Sustainability Planning | \$ 35,866.48        | N        |
| Peachland          | Shoreline Infrastructure Plan - 8th St to 13th St                                       | Long-Term Infrastructure Planning            | \$ 1,949.56         | N        |
| Peachland          | Parks Planning for Heritage, Sanderson, and Cousins Parks                               | Long-Term Infrastructure Planning            | \$ 12,297.51        | N        |
| Peachland          | Peachland Community Centre - Roof Replacement   | Cultural Infrastructure                      | \$ 5,475.00         | Y        |
| Peachland          | Peachland Wellness Centre - Building Envelope Upgrades                                  | Cultural Infrastructure                      | \$ 812.82           | Y        |
| Peachland          | Peachland 50 Plus Activity Centre - Building Upgrades                                   | Cultural Infrastructure                      | \$ 4,121.64         | Y        |
| Peachland          | Peachland Museum Improvements - Heritage Fire Hose Cart Display                         | Cultural Infrastructure                      | \$ 1,262.50         | Y        |
| Peachland          | Trepanier Creek Interconnect  | Drinking Water                               | \$ 77,594.58        | N        |
| Peachland          | Road Infrastructure Improvements - Drought Rd, Renfrew Rd, and Ellison Ave              | Local Roads, Bridges, Active Transportation  | \$ 60,966.42        | Y        |
| Peachland          | Peachland Community Centre - Sound System Replacement                                   | Recreational Infrastructure                  | \$ 6,813.59         | Y        |
| Peachland          | Outdoor Ice Rink Construction - Princeton Ave   | Recreational Infrastructure                  | \$ 24,404.97        | Y        |
| Peachland          | 8th Street Boat Launch Extension  | Recreational Infrastructure                  | \$ 13,516.79        | Y        |
| Peachland          | 2nd Street Parking Lot Construction and Electric Vehicle Charging Stations Installation | Tourism Infrastructure                       | \$ 328,604.65       | Y        |
| Peachland          | Storm Water Improvement Project - MacKinnon Road  | Wastewater                                   | \$ 86,620.00        | Y        |
| Peachland          | Storm Infrastructure Improvements - Renfrew Rd.   | Wastewater                                   | \$ 51,478.67        | Y        |
| Pemberton          | Village of Pemberton - Underground Services Management Plan                             | Asset Management                             | \$ 60,973.44        | N        |
| Pemberton          | Friendship Trail - Multi Use Bridge Construction  | Local Roads, Bridges, Active Transportation  | \$ 245,490.79       | Y        |
| Penticton          | Risk Assessments for Asset Management Investment Plan - Penticton                       | Asset Management                             | \$ 7,000.00         | Y        |
| Penticton          | Prioritization Framework for Capital Planning - Penticton                               | Asset Management                             | \$ 84,000.00        | Y        |
| Penticton          | Official Community Plan - Penticton   | Integrated Community Sustainability Planning | \$ 197,481.85       | N        |
| Penticton          | Penticton Memorial Arena - Upgrade Plan   | Long-Term Infrastructure Planning            | \$ 50,000.00        | Y        |
| Penticton          | Penticton City Hall - Mechanical Upgrades to HVAC Systems                               | Community Energy Systems                     | \$ 24,420.21        | Y        |
| Penticton          | Leir House Cultural Centre - Safety Upgrades  | Cultural Infrastructure                      | \$ 6,848.63         | Y        |
| Penticton          | Timmins St Complete Street Reconstruction - Scott Ave to Conklin Ave                    | Local Roads, Bridges, Active Transportation  | \$ 23,914.89        | Y        |
| Penticton          | Complete Street Reconstruction - Gahan Ave  | Local Roads, Bridges, Active Transportation  | \$ 308,575.91       | Y        |
| Penticton          | Pavement Management - Penticton - 2018  | Local Roads, Bridges, Active Transportation  | \$ 548,213.65       | Y        |
| Penticton          | Traffic Calming 2018 - Various Locations - Penticton                                    | Local Roads, Bridges, Active Transportation  | \$ 79,750.00        | Y        |
| Penticton          | Penticton Community Centre Boiler Upgrade   | Recreational Infrastructure                  | \$ 44,832.23        | Y        |
| Penticton          | South Okanagan Event Centre - Protective Glass Replacement                              | Recreational Infrastructure                  | \$ 51,538.37        | Y        |
| Penticton          | Cleland Theatre - Sound and Lighting Upgrades   | Recreational Infrastructure                  | \$ 45,098.87        | Y        |
| Port Alberni       | Athol Rd Pedestrian Safety Improvements - 3rd Ave to 4th Ave                            | Local Roads, Bridges, Active Transportation  | \$ 1,421.56         | N        |
| Port Alberni       | 6th Ave Road Paving Project - Argyle St to Melrose St                                   | Local Roads, Bridges, Active Transportation  | \$ 7,419.94         | N        |
| Port Alberni       | North Park Dr Road Paving - 7th Ave to 10th Ave   | Local Roads, Bridges, Active Transportation  | \$ 60,000.00        | Y        |
| Port Alberni       | Bike Lane Improvements - Port Alberni   | Local Roads, Bridges, Active Transportation  | \$ 1,594.18         | N        |
| Port Alberni       | Gyro Youth Centre - Wheelchair Ramp Construction  | Recreational Infrastructure                  | \$ 2,934.94         | Y        |
| Port Alberni       | Gyro Youth Centre - Perimeter Drains & Walkway Installation                             | Recreational Infrastructure                  | \$ 40,000.00        | Y        |
| Port Alberni       | Wastewater Treatment Systems Improvements   | Wastewater                                   | \$ 1,550,434.65     | N        |
| Port Alberni       | Culvert Installation - Hilton Ave   | Wastewater                                   | \$ 24,980.22        | Y        |
| Port Alberni       | Coal Creek Neighbourhood Sewer Separation Project - Phase 2 - Storm Sewer               | Wastewater                                   | \$ 226,448.40       | Y        |
| Port Alberni       | 6th Ave Stormmain Replacement - Argyle St to Melrose St                                 | Wastewater                                   | \$ 15,418.83        | N        |
| Port Alberni       | Stormmain Replacement Athol Ave - 3rd Ave to 4th Ave                                    | Wastewater                                   | \$ 17,540.18        | N        |
| Port Alberni       | Storm Sewer Separation - North Park Dr from 7th Ave to 10th Ave                         | Wastewater                                   | \$ 75,000.00        | Y        |
| Port Alice         | Port Alice Drinking Water System - New SCADA System Installation                        | Drinking Water                               | \$ 18,827.23        | N        |
| Port Alice         | Port Alice Wastewater Treatment Plant - New SCADA System Installation                   | Wastewater                                   | \$ 9,989.95         | N        |
| Port Clements      | Multiplex Building Complex - Parking Lot Paving Project                                 | Cultural Infrastructure                      | \$ 137,987.43       | Y        |
| Port Coquitlam     | Port Coquitlam Community Centre - Construction  | Recreational Infrastructure                  | \$ 1,096,500.00     | N        |
| Port Edward        | Railway Crossings Upgrade - Port Edward   | Local Roads, Bridges, Active Transportation  | \$ 79,162.12        | N        |
| Port Hardy         | Don Cruickshank Memorial Arena - Door Replacement                                       | Recreational Infrastructure                  | \$ 9,465.00         | Y        |
| Port Hardy         | Don Cruickshank Memorial Arena - Gas Detection Equipment Installation                   | Recreational Infrastructure                  | \$ 8,200.00         | Y        |

### 2018 Gas Tax Project List

Projects as Reported by Ultimate Recipients Between January 1, 2018 and December 31, 2018

The data found within this report is for information purposes only and is subject to change

| Ultimate Recipient | Project Title   | Investment Category                          | 2018 Funds Reported | Complete |
|--------------------|---|--|---------------------|----------|
| Port Hardy         | Port Hardy Aquatic Centre - HVAC System Upgrade   | Recreational Infrastructure                  | \$ 12,313.00        | Y        |
| Port McNeill       | Drinking Watermain Replacement - Port McNeil  | Drinking Water                               | \$ 165,810.99       | Y        |
| Port Moody         | Gatensbury Rd - Road, Storm Drainage, and Watermain Improvements  | Local Roads, Bridges, Active Transportation  | \$ 158,671.80       | N        |
| Pouce Coupe        | Skateboard Park Construction - Pouce Coupe Community Centre   | Recreational Infrastructure                  | \$ 87,734.18        | N        |
| Powell River       | Sustainability Committee - Powell River   | Integrated Community Sustainability Planning | \$ 858.36           | N        |
| Powell River       | Manson Ave - Bike Lane Construction - Phase 3   | Local Roads, Bridges, Active Transportation  | \$ 53,510.00        | Y        |
| Powell River       | Manson Ave - Bike Lane Construction Phase 4   | Local Roads, Bridges, Active Transportation  | \$ 163,291.84       | Y        |
| Powell River       | Road Replacement - Maple Ave and Kemano Ave   | Local Roads, Bridges, Active Transportation  | \$ 456,864.88       | Y        |
| Powell River       | Powell River Aquatic Aquatic Centre - Swimming Pool Restoration   | Recreational Infrastructure                  | \$ 32,915.35        | Y        |
| Powell River       | Powell River Hockey Arena - Zamboni Upgrades  | Recreational Infrastructure                  | \$ 16,071.71        | Y        |
| Powell River       | Electric Vehicle Charging Station Installation - Recreation Complex and Public Library                      | Recreational Infrastructure                  | \$ 20,011.68        | Y        |
| Powell River       | Solid Waste Diversion Project - Recycling Bin Installation  | Solid Waste                                  | \$ 20,952.40        | Y        |
| Prince George      | West Fraser River Watershed Drainage Plan   | Long-Term Infrastructure Planning            | \$ 5,435.32         | N        |
| Prince George      | Prince George City Hall - IT Server Room Air Conditioning Upgrade   | Community Energy Systems                     | \$ 15,750.00        | N        |
| Prince George      | Prince George Public Library - Roof Replacement   | Cultural Infrastructure                      | \$ 311,600.00       | Y        |
| Prince George      | Cottonwood Island Park - New Bridge, Erosion Mitigation, and Trail Rehabilitation                           | Local Roads, Bridges, Active Transportation  | \$ 370,273.77       | N        |
| Prince George      | Heritage River Trail Enhancement  | Local Roads, Bridges, Active Transportation  | \$ 51,055.51        | N        |
| Prince George      | Culvert Replacement - McMillan Creek Crossing at Aberdeen Road  | Local Roads, Bridges, Active Transportation  | \$ 24,174.29        | N        |
| Prince George      | New Sidewalks Construction - Dawson Rd, Domano Blvd, 3rd Ave, Edmonton St, Westgate, Massey Dr              | Local Roads, Bridges, Active Transportation  | \$ 278,673.65       | Y        |
| Prince George      | Sidewalk Rehabilitation - 5th Ave, Ross Cres, Heather Rd, Westgate, Baker Rd, Eton Rd, and E. Central       | Local Roads, Bridges, Active Transportation  | \$ 617,841.00       | Y        |
| Prince George      | Prince George Aquatic Centre - Replace Bulkhead Mover   | Recreational Infrastructure                  | \$ 96,356.69        | Y        |
| Prince George      | Exhibition Sports Centre - Ventilation Installation   | Recreational Infrastructure                  | \$ 6,250.00         | N        |
| Prince George      | Prince George Aquatic Centre - Rehabilitation of Interior Columns and Supporting Structure                  | Recreational Infrastructure                  | \$ 63,073.92        | Y        |
| Prince George      | Prince George Aquatic Centre - Install Chlorine Auto Shutoff  | Recreational Infrastructure                  | \$ 22,943.85        | Y        |
| Prince George      | Prince George Aquatic Centre - Replace Pumps  | Recreational Infrastructure                  | \$ 60,480.92        | Y        |
| Prince George      | Prince George Aquatic Centre - Movable Floor Replacement  | Recreational Infrastructure                  | \$ 157,791.97       | N        |
| Prince George      | Elksentre Arena - Rubber Floor Replacement  | Recreational Infrastructure                  | \$ 42,240.03        | Y        |
| Prince George      | Corporal Darren Fitzpatrick Bravery Park and Lheidli T'enneh Memorial Park - New Recreation Trails and Path | Recreational Infrastructure                  | \$ 120,571.66       | Y        |
| Prince George      | Prince George Aquatic Centre - Mechanical Retrofit  | Recreational Infrastructure                  | \$ 8,458.97         | Y        |
| Prince George      | Playground Replacement at Ridgeview, Starlane, Quinson, Sanderson, and Jackpine Neighbourhood Parks and     | Recreational Infrastructure                  | \$ 250,000.00       | Y        |
| Prince George      | Duchess Park - Fall Protection Replacement  | Recreational Infrastructure                  | \$ 176,504.20       | Y        |
| Prince George      | Masich Place Stadium - Renovation of Stairs and New Fencing, Railings, and Seating                          | Sport Infrastructure                         | \$ 270,609.51       | N        |
| Prince Rupert      | Asset Management - Phase 1 - Prince Rupert  | Asset Management                             | \$ 95,028.00        | Y        |
| Prince Rupert      | Prince Rupert Public Library - Heating Controls Upgrade   | Cultural Infrastructure                      | \$ 17,334.98        | Y        |
| Prince Rupert      | Earl Mah Aquatic Centre - Hot Tub Replacement   | Recreational Infrastructure                  | \$ 459,151.50       | Y        |
| Prince Rupert      | Design, Engineering, Soil testing & Construction of New Lecheate Lagoon at Landfill Site                    | Solid Waste                                  | \$ 2,466,000.00     | N        |
| Princeton          | Road Paving Project - Fenchurch Ave and Mine Subdivision  | Local Roads, Bridges, Active Transportation  | \$ 120,082.00       | Y        |
| qathet             | Van Anda Improvement District Waterworks Upgrade  | Drinking Water                               | \$ 9,558.41         | N        |
| qathet             | Savary Island Marine Wharf - Pedestrian and Cyclist Infrastructure Upgrade                                  | Recreational Infrastructure                  | \$ 50,000.00        | Y        |
| qathet             | Texada Island Community Hall - Energy Efficiency Upgrades   | Recreational Infrastructure                  | \$ 26,000.00        | Y        |
| qathet             | Lasqueti Recycle Depot Upgrade  | Solid Waste                                  | \$ 110,833.83       | N        |
| qathet             | Lund Sewer System - Backup Generators Installation  | Wastewater                                   | \$ 62,373.00        | Y        |
| qathet             | Lund Sewer System - Emil Road Sewer Main Extension  | Wastewater                                   | \$ 132,306.54       | N        |
| Qualicum Beach     | Memorial Avenue Active Transportation and Utility Upgrade   | Local Roads, Bridges, Active Transportation  | \$ 600,000.00       | Y        |
| Queen Charlotte    | Water and Sewer Billing Review - Software Purchase  | Asset Management                             | \$ 3,925.98         | Y        |
| Queen Charlotte    | Kagan Bay - Commercial Property Assessment  | Asset Management                             | \$ 3,300.00         | Y        |
| Queen Charlotte    | Asset Management - Water & Sewer Capital Asset Review   | Asset Management                             | \$ 11,315.00        | N        |
| Queen Charlotte    | Bicycle Network Project - Queen Charlotte   | Local Roads, Bridges, Active Transportation  | \$ 6,564.71         | Y        |
| Queen Charlotte    | Transportation Network Improvement Project  | Local Roads, Bridges, Active Transportation  | \$ 2,359,303.01     | N        |



# 2018 Gas Tax Project List

Projects as Reported by Ultimate Recipients Between January 1, 2018 and December 31, 2018

The data found within this report is for information purposes only and is subject to change

| Ultimate Recipient | Project Title  | Investment Category                          | 2018 Funds Reported | Complete |
|--------------------|--|--|---------------------|----------|
| Queen Charlotte    | Boat Launch Upgrade - Queen Charlotte  | Recreational Infrastructure                  | \$ 60,063.92        | Y        |
| Quesnel            | Long-Term Capital Playground Planning - Quesnel                                  | Long-Term Infrastructure Planning            | \$ 14,200.00        | Y        |
| Quesnel            | Quesnel City Hall - LED Lighting Upgrade   | Community Energy Systems                     | \$ 6,808.42         | Y        |
| Quesnel            | Quesnel City Hall - Thermostat Replacement and Upgrade                           | Community Energy Systems                     | \$ 4,850.37         | Y        |
| Quesnel            | Quesnel City Hall - Exterior Lighting Upgrade                                    | Community Energy Systems                     | \$ 17,396.00        | Y        |
| Quesnel            | Baker Creek Park - Skateboard Park Expansion                                     | Recreational Infrastructure                  | \$ 227,238.43       | N        |
| Quesnel            | Riverfront Bike Network - Trail Paving   | Recreational Infrastructure                  | \$ 272,761.34       | Y        |
| Quesnel            | Grey Trail - Bike Network Extension  | Recreational Infrastructure                  | \$ 54,496.23        | Y        |
| Quesnel            | Quesnel & District Museum - Replace Exterior Doors                               | Tourism Infrastructure                       | \$ 38,633.93        | Y        |
| Revelstoke         | Asset Management Plan - Revelstoke   | Asset Management                             | \$ 8,760.00         | N        |
| Revelstoke         | Strengthening Organizational Adoption of Asset Management                        | Asset Management                             | \$ 32,500.00        | Y        |
| Revelstoke         | Climate Action Charter (CAC) - Revelstoke  | Integrated Community Sustainability Planning | \$ 17,520.00        | N        |
| Revelstoke         | Integrated Community Sustainability Plan - Revelstoke                            | Integrated Community Sustainability Planning | \$ 8,760.00         | N        |
| Revelstoke         | Drinking Water Conservation Plan - Revelstoke                                    | Long-Term Infrastructure Planning            | \$ 17,520.00        | N        |
| Revelstoke         | Solid Waste Reduction Plan - Revelstoke  | Long-Term Infrastructure Planning            | \$ 5,840.00         | N        |
| Revelstoke         | Building Energy Use Reduction  | Community Energy Systems                     | \$ 20,267.46        | N        |
| Revelstoke         | Thomas Brook Neighbourhood - Drinking Water Supply                               | Drinking Water                               | \$ 123,755.95       | Y        |
| Revelstoke         | Road Paving Project - Orton Ave and 4th St                                       | Local Roads, Bridges, Active Transportation  | \$ 195,779.78       | Y        |
| Revelstoke         | Ski Hill Shuttle Bus Purchase - Revelstoke                                       | Public Transit                               | \$ 27,966.72        | N        |
| Revelstoke         | Public Transit Bus Purchase - Revelstoke   | Public Transit                               | \$ 93,000.00        | N        |
| Revelstoke         | Thomas Brook Neighbourhood - Sewer Upgrades                                      | Wastewater                                   | \$ 56,962.88        | Y        |
| Richmond           | Electrical Power Capacity Design for Shore Power and Electrical Vehicle Charging | Community Energy Systems                     | \$ 100,911.18       | N        |
| Richmond           | Richmond Fire Hall #1 - Solar Energy System Installation                         | Community Energy Systems                     | \$ 4,595.56         | N        |
| Richmond           | Corporate Parking Lot Lighting Efficiency Upgrades                               | Community Energy Systems                     | \$ 152,669.79       | Y        |
| Richmond           | Annual Asphalt Re-Paving Program   | Local Roads, Bridges, Active Transportation  | \$ 627,409.09       | N        |
| Richmond           | LED Street Light Replacement Plan - Richmond                                     | Local Roads, Bridges, Active Transportation  | \$ 274,723.69       | N        |
| Rossland           | Asset Management Investment Plan - Rossland                                      | Asset Management                             | \$ 74,957.00        | N        |
| Rossland           | 2018 Paving Program - Rossland   | Local Roads, Bridges, Active Transportation  | \$ 138,217.00       | Y        |
| Rossland           | Rossland LED Street Lighting Improvement Project (2018) - Phase 4                | Local Roads, Bridges, Active Transportation  | \$ 95,718.00        | Y        |
| Saanich            | Shelbourne St - Road Improvements  | Local Roads, Bridges, Active Transportation  | \$ 216,847.99       | N        |
| Saanich            | 2018 Asphalt Rehabilitation Project - Saanich                                    | Local Roads, Bridges, Active Transportation  | \$ 430,000.00       | Y        |
| Saanich            | Sidewalk Installation - Interurban Rd  | Local Roads, Bridges, Active Transportation  | \$ 164,456.01       | Y        |
| Saanich            | Shelbourne Transportation Corridor Plan Development                              | Local Roads, Bridges, Active Transportation  | \$ 114,442.44       | N        |
| Saanich            | Finnerty Rd Transportation Improvement Project                                   | Local Roads, Bridges, Active Transportation  | \$ 48,638.00        | N        |
| Saanich            | Intersection Upgrades - McKenzie St Quadra Rd                                    | Local Roads, Bridges, Active Transportation  | \$ 275,000.00       | N        |
| Salmo              | LED Roadway Lighting Upgrade - Salmo   | Community Energy Systems                     | \$ 24,974.00        | Y        |
| Salmo              | Erie Creek Dike Improvements - Salmo   | Disaster Mitigation                          | \$ 22,661.00        | Y        |
| Salmo              | Sidewalk Installation - 700 Block of Railway Avenue                              | Local Roads, Bridges, Active Transportation  | \$ 19,258.00        | Y        |
| Salmo              | Road Paving - Various locations within Village of Salmo                          | Local Roads, Bridges, Active Transportation  | \$ 29,858.00        | Y        |
| Salmo              | Salmo Curling Club - Washroom Upgrade  | Recreational Infrastructure                  | \$ 11,956.00        | Y        |
| Salmon Arm         | Downtown Salmon Arm - Core Revitalization - Hudson Ave                           | Local Roads, Bridges, Active Transportation  | \$ 168,801.26       | N        |
| Salmon Arm         | Sidewalk Extension - 10 Street SW  | Local Roads, Bridges, Active Transportation  | \$ 100,205.97       | Y        |
| Salmon Arm         | Sidewalk Extension - 20 Ave SE   | Local Roads, Bridges, Active Transportation  | \$ 85,800.00        | Y        |
| Salmon Arm         | Shuswap Regional Airport - Taxiway Improvements                                  | Regional and Local Airports                  | \$ 8,963.80         | N        |
| Sayward            | Village of Sayward Water Treatment Facility                                      | Drinking Water                               | \$ 1,239,155.16     | N        |
| Sechelt            | Integrated Community Sustainability Plan - Sechelt                               | Integrated Community Sustainability Planning | \$ 30,176.04        | Y        |
| Sechelt            | Selma Park - Davis Bay Sewer Functional Plan                                     | Long-Term Infrastructure Planning            | \$ 21,272.94        | N        |
| Sechelt            | Sechelt - Liquid Waste Management Plan   | Long-Term Infrastructure Planning            | \$ 1,813.32         | N        |
| Sechelt            | Trail Ave - Alignment and Safety Improvements                                    | Local Roads, Bridges, Active Transportation  | \$ 1,095.32         | N        |

# 2018 Gas Tax Project List

Projects as Reported by Ultimate Recipients Between January 1, 2018 and December 31, 2018

The data found within this report is for information purposes only and is subject to change

| Ultimate Recipient                      | Project Title  | Investment Category                          | 2018 Funds Reported | Complete |
|---|--|--|---------------------|----------|
| Sechelt                                 | Eagle View Rd - Chapman Rd. Pedestrian Access Way  | Local Roads, Bridges, Active Transportation  | \$ 12,905.66        | Y        |
| Sechelt                                 | Nestman Beach Access Trail Improvements Phase 2 - Staircase Construction                 | Recreational Infrastructure                  | \$ 8,409.72         | Y        |
| Sechelt                                 | Wildlife Resistant Garbage Cans  | Recreational Infrastructure                  | \$ 15,735.73        | Y        |
| Sechelt                                 | Selma Park - Beach Lookout Construction  | Recreational Infrastructure                  | \$ 3,724.26         | Y        |
| Sicamous                                | Sicamous Solsqua Rd - Waterline Extension  | Drinking Water                               | \$ 421,341.00       | Y        |
| Sidney                                  | Urban Forest Strategy - Town of Sidney   | Integrated Community Sustainability Planning | \$ 14,095.00        | N        |
| Sidney                                  | Downtown Streetscape & Urban Design Standards - Sidney                                   | Long-Term Infrastructure Planning            | \$ 3,500.00         | Y        |
| Sidney                                  | Public Works Yard Solar Project - Sidney   | Community Energy Systems                     | \$ 110,363.78       | Y        |
| Sidney                                  | Road Paving - Resthaven Dr from Henry Ave to Mills Rd                                    | Local Roads, Bridges, Active Transportation  | \$ 108,000.00       | Y        |
| Sidney                                  | McDonald Park Rd - Sidewalk Extension  | Local Roads, Bridges, Active Transportation  | \$ 4,776.00         | N        |
| Sidney                                  | Bike Path West Side of Pat Bay Highway Rehabilitation                                    | Local Roads, Bridges, Active Transportation  | \$ 9,674.00         | N        |
| Sidney                                  | Boulder Park Improvements  | Recreational Infrastructure                  | \$ 31,918.67        | N        |
| Sidney                                  | Parking Lot for Downtown Business Employees - Town of Sidney                             | Tourism Infrastructure                       | \$ 1,051,108.83     | N        |
| Sidney                                  | Stormwater Model Calibration - Sidney  | Wastewater                                   | \$ 31,621.50        | Y        |
| Silverton                               | Silverton Gallery Building Renovation  | Cultural Infrastructure                      | \$ 180,112.00       | Y        |
| Silverton                               | Silverton Day Park - Outdoor Exercise Equipment Installation                             | Sport Infrastructure                         | \$ 20,455.00        | N        |
| Smithers                                | Redevelopment of Residential Lot at 3896 Railway Ave                                     | Brownfield Redevelopment                     | \$ 92,288.89        | Y        |
| Smithers                                | 2018 Sidewalk Letdown Program - Princess St, Main St, 4th Ave, Queen St and Third Ave    | Local Roads, Bridges, Active Transportation  | \$ 51,185.35        | Y        |
| Smithers                                | Rosenthal Rd Rehabilitation  | Local Roads, Bridges, Active Transportation  | \$ 60,000.00        | Y        |
| Smithers                                | Civic Centre Arena - Ammonia Plant Upgrades  | Recreational Infrastructure                  | \$ 23,255.83        | Y        |
| Smithers                                | Ambleside Subdivision - Skatepark Construction   | Recreational Infrastructure                  | \$ 10,623.70        | Y        |
| Smithers                                | Bulkley Valley Gymnastics Club Building - New Unit Heater                                | Recreational Infrastructure                  | \$ 8,974.28         | N        |
| Smithers                                | Smithers Regional Airport Terminal Building Modernization                                | Regional and Local Airports                  | \$ 2,926,519.22     | N        |
| Sooke                                   | Asset Management Software Purchase - Tempest Electronic Platforms - Sooke                | Asset Management                             | \$ 13,252.18        | N        |
| Sooke                                   | Roads & Sidewalk Improvements  | Local Roads, Bridges, Active Transportation  | \$ 250,000.00       | N        |
| Sooke                                   | Ed MacGregor Park - Staircase Construction   | Recreational Infrastructure                  | \$ 45,000.00        | Y        |
| Sooke                                   | Sunriver Nature Trail Improvements   | Recreational Infrastructure                  | \$ 19,642.00        | Y        |
| Sooke                                   | John Phillips Memorial Park - Parks Equipment Capital Purchase                           | Recreational Infrastructure                  | \$ 44,119.78        | Y        |
| Sooke                                   | Electric Vehicle Charging Stations - Sooke   | Tourism Infrastructure                       | \$ 11,552.30        | N        |
| South Coast BC Transportation Authority | 2014-2018 Conventional Bus Replacement   | Public Transit                               | \$ 48,334,666.47    | N        |
| South Coast BC Transportation Authority | 2017 Conventional Bus Replacement  | Public Transit                               | \$ 46,927,915.92    | N        |
| South Coast BC Transportation Authority | 2015-18 40' Conventional Bus Purchases (40' Hybrid) - Expansion                          | Public Transit                               | \$ 38,675,595.91    | N        |
| South Coast BC Transportation Authority | 2014-18 HandyDart Vehicle Replacement  | Public Transit                               | \$ 4,796,622.60     | N        |
| South Coast BC Transportation Authority | 2014-17 HandyDart Vehicle Replacement  | Public Transit                               | \$ 3,997,506.28     | N        |
| South Coast BC Transportation Authority | 2014-18 Community Shuttle Vehicle Replacement  | Public Transit                               | \$ 2,185,907.77     | N        |
| South Coast BC Transportation Authority | 2015-18 HandyDART Vehicle Purchases - Expansion  | Public Transit                               | \$ 1,693,487.26     | N        |
| South Coast BC Transportation Authority | 2015-18 Community Shuttle Vehicle Purchases - Expansion                                  | Public Transit                               | \$ 594,595.68       | N        |
| South Coast BC Transportation Authority | Equipment for Deferred Retirement Program  | Public Transit                               | \$ 467,781.25       | N        |
| South Coast BC Transportation Authority | 2nd SeaBus Replacement   | Public Transit                               | \$ 43,790.82        | Y        |
| South Coast BC Transportation Authority | SkyTrain Mark 1 Vehicles   | Public Transit                               | \$ 1,337,751.85     | N        |
| South Coast BC Transportation Authority | 2013-2016 Fleet Replacements   | Public Transit                               | \$ 1,493,852.97     | N        |
| South Coast BC Transportation Authority | Trolley Overhead Rectifier Replacement (Metrotown)                                       | Public Transit                               | \$ 2,216,137.27     | N        |
| South Coast BC Transportation Authority | Automated Train Control Equipment Replacement  | Public Transit                               | \$ 977,350.07       | N        |
| South Coast BC Transportation Authority | 2015 Community Shuttle Vehicle Purchase  | Public Transit                               | \$ 178,914.24       | Y        |
| South Coast BC Transportation Authority | 2016 Community Shuttle Vehicles Purchase   | Public Transit                               | \$ 149,127.48       | Y        |
| South Coast BC Transportation Authority | 2017 Community Shuttle Vehicle Purchases   | Public Transit                               | \$ 238,617.15       | N        |
| South Coast BC Transportation Authority | Electric Battery Bus Purchases - Pilot   | Public Transit                               | \$ 1,620,787.14     | N        |
| Spallumcheen                            | Integrated Asset Management and Climate Change Planning for Sustainable Service Delivery | Asset Management                             | \$ 246,977.53       | N        |
| Spallumcheen                            | Community Development Plan - Spallumcheen  | Long-Term Infrastructure Planning            | \$ 166,758.20       | N        |

### 2018 Gas Tax Project List

Projects as Reported by Ultimate Recipients Between January 1, 2018 and December 31, 2018

The data found within this report is for information purposes only and is subject to change

| Ultimate Recipient | Project Title   | Investment Category                         | 2018 Funds Reported | Complete |
|--------------------|---|---|---------------------|----------|
| Sparwood           | Sparwood Drainage Improvements  | Wastewater                                  | \$ 217,154.59       | Y        |
| Squamish-Lillooet  | Solar Power Conversion and Trail Lighting                                   | Local Roads, Bridges, Active Transportation | \$ 30,000.00        | Y        |
| Squamish-Lillooet  | Anderson Lake Park - Dock Construction                                      | Recreational Infrastructure                 | \$ 5,281.78         | Y        |
| Squamish-Lillooet  | Gates Lake Park - Picnic Shelter Construction                               | Recreational Infrastructure                 | \$ 44,262.25        | N        |
| Squamish-Lillooet  | Bralorne Wastewater Collection System Upgrade and Secondary Treatment       | Wastewater                                  | \$ 1,452,057.95     | N        |
| Squamish           | Wastewater Treatment Plan - Asset Management Implementation Plan            | Asset Management                            | \$ 20,000.00        | N        |
| Squamish           | Integrated Stormwater Management Plan - Squamish                            | Long-Term Infrastructure Planning           | \$ 94,650.00        | N        |
| Squamish           | Squamish River Dike Raising - Upper Judd Slough                             | Disaster Mitigation                         | \$ 218,071.48       | N        |
| Squamish           | 2018-2019 Active Transportation Projects                                    | Local Roads, Bridges, Active Transportation | \$ 706,726.78       | N        |
| Stewart            | Landfill Closure & Transfer Station - Stewart                               | Solid Waste                                 | \$ 184,647.00       | N        |
| Strathcona         | Water Booster Pump Station Construction - Strathcona Electoral Area D       | Drinking Water                              | \$ 3,915.00         | N        |
| Strathcona         | Quathiaski Cove - Village Trail System Construction                         | Recreational Infrastructure                 | \$ 5,728.00         | N        |
| Strathcona         | Cortes Island - Cross Island Trails Network                                 | Recreational Infrastructure                 | \$ 695.36           | N        |
| Strathcona         | Hagel Greenway North & Storie Creek Trail Development                       | Recreational Infrastructure                 | \$ 3,266.25         | N        |
| Strathcona         | Recreation Trail Construction - Plaza Rd and Nole Rd                        | Recreational Infrastructure                 | \$ 28,430.00        | Y        |
| Summerland         | LED Streetlight Retrofit Project - Summerland                               | Local Roads, Bridges, Active Transportation | \$ 344,086.46       | N        |
| Summerland         | Community Skateboard Park - New Construction                                | Recreational Infrastructure                 | \$ 397,871.40       | N        |
| Sunshine Coast     | Coopers Green Hall - Building Replacement Phase 1                           | Recreational Infrastructure                 | \$ 43,075.52        | N        |
| Sunshine Coast     | Granthams Landing Community Hall Rehabilitation                             | Recreational Infrastructure                 | \$ 5,062.00         | N        |
| Surrey             | Pioneer Greenway - Path Construction  | Local Roads, Bridges, Active Transportation | \$ 501,572.22       | Y        |
| Surrey             | Arterial Sidewalk Construction - 092 Ave from 136A St to 140 St             | Local Roads, Bridges, Active Transportation | \$ 547,873.56       | N        |
| Surrey             | Sidewalk Installation - 061A Ave from 190 St to 191 St                      | Local Roads, Bridges, Active Transportation | \$ 195,243.49       | N        |
| Surrey             | Sidewalk Installation - 190 St from 060 Ave to 062A Ave                     | Local Roads, Bridges, Active Transportation | \$ 551,247.87       | N        |
| Surrey             | Collector Sidewalk Installation - 092 Ave from 154 St to 158 St             | Local Roads, Bridges, Active Transportation | \$ 427,315.07       | N        |
| Surrey             | Colebrook Park - Forest Walking Loop Addition                               | Recreational Infrastructure                 | \$ 164,412.64       | N        |
| Surrey             | South Surrey Athletic Park - Waterpark and Driveway Construction            | Recreational Infrastructure                 | \$ 100,000.00       | Y        |
| Surrey             | South Surrey Athletic Park - Covered Practice Facility Construction         | Sport Infrastructure                        | \$ 911.25           | N        |
| Taylor             | Taylor Drinking Water Reservoir - Slope Restoration Project                 | Drinking Water                              | \$ 110,452.00       | Y        |
| Taylor             | Taylor Ice Arena - Chiller Replacement                                      | Recreational Infrastructure                 | \$ 110,420.00       | Y        |
| Taylor             | Lone Wolf Golf Course - Fairway Mowers Replacement                          | Sport Infrastructure                        | \$ 110,452.00       | Y        |
| Telkwa             | Bartlett Dike Upgrades  | Disaster Mitigation                         | \$ 31,793.00        | Y        |
| Telkwa             | Water Treatment Plant Upgrades Phase 2                                      | Drinking Water                              | \$ 38,059.00        | Y        |
| Telkwa             | Telkwa Community Hall - Insulation Upgrade                                  | Recreational Infrastructure                 | \$ 15,000.00        | Y        |
| Telkwa             | Telkwa Soccer Field - Surface Rehabilitation                                | Recreational Infrastructure                 | \$ 11,767.00        | N        |
| Terrace            | Full Road Reconstruction - Greig Ave from Kalum St to Emerson St            | Local Roads, Bridges, Active Transportation | \$ 562,643.63       | Y        |
| Terrace            | Terrace Aquatic Centre Renewal and Upgrade                                  | Recreational Infrastructure                 | \$ 1,691,551.75     | Y        |
| Thompson-Nicola    | Blue River Fire Hall - Energy Efficiency Upgrades                           | Community Energy Systems                    | \$ 4,205.44         | N        |
| Thompson-Nicola    | Community of McLure Volunteer Fire Department - Energy Efficiency Upgrades  | Community Energy Systems                    | \$ 67,807.52        | N        |
| Thompson-Nicola    | North Thompson Sportsplex Biomass Installation - Thompson Nicola            | Community Energy Systems                    | \$ 25,232.66        | Y        |
| Thompson-Nicola    | Communities of Blackpool & Vavenby - Fire Hall Energy Upgrades              | Community Energy Systems                    | \$ 47,311.24        | N        |
| Thompson-Nicola    | Ashcroft Hub - Community Centre Energy Efficiency Upgrades                  | Community Energy Systems                    | \$ 60,407.90        | N        |
| Thompson-Nicola    | Water Source Identification Project - Community of Black Pine               | Drinking Water                              | \$ 61,117.00        | N        |
| Thompson-Nicola    | Drinking Water System Pump Upgrades - Community of Savona                   | Drinking Water                              | \$ 147,029.81       | N        |
| Thompson-Nicola    | Water Treatment System Sediment Mitigation Project - Community of Walhachin | Drinking Water                              | \$ 41,464.61        | N        |
| Thompson-Nicola    | Drinking Water System Upgrades - Community of Vavenby                       | Drinking Water                              | \$ 25,192.03        | N        |
| Thompson-Nicola    | Drinking Water System Upgrades - Community of Blue River                    | Drinking Water                              | \$ 10,733.24        | N        |
| Thompson-Nicola    | Drinking Water System Upgrades 2018 - Community of Loon Lake                | Drinking Water                              | \$ 2,052.30         | N        |
| Thompson-Nicola    | Drinking Water System Upgrades 2018 - Community of Walhachin                | Drinking Water                              | \$ 2,052.30         | N        |
| Thompson-Nicola    | Drinking Water System Upgrades 2018 - Community of Savona                   | Drinking Water                              | \$ 2,052.30         | N        |

# 2018 Gas Tax Project List

Projects as Reported by Ultimate Recipients Between January 1, 2018 and December 31, 2018

The data found within this report is for information purposes only and is subject to change

| Ultimate Recipient | Project Title  | Investment Category                          | 2018 Funds Reported | Complete |
|--------------------|--|--|---------------------|----------|
| Thompson-Nicola    | Community of Pritchard Fire Hall - Potable Water Supply  | Drinking Water                               | \$ 3,257.15         | N        |
| Thompson-Nicola    | Drinking Water System Upgrades 2018 - Community of Del Oro   | Drinking Water                               | \$ 2,052.29         | N        |
| Thompson-Nicola    | Drinking Water Upgrades 2018 - Community of Maple Mission  | Drinking Water                               | \$ 2,052.30         | N        |
| Thompson-Nicola    | Drinking Water System Upgrades - Community of Pritchard  | Drinking Water                               | \$ 22,028.15        | N        |
| Thompson-Nicola    | Drinking Water System Upgrades - Community of Evergreen  | Drinking Water                               | \$ 2,052.29         | N        |
| Thompson-Nicola    | Isobel Lake Trails - Accessibility Upgrades  | Recreational Infrastructure                  | \$ 6,992.13         | N        |
| Thompson-Nicola    | Little Fort Community Hall - Extension and Upgrades  | Recreational Infrastructure                  | \$ 129.63           | N        |
| Thompson-Nicola    | Barriere Legion - Roof & Insulation Upgrade  | Recreational Infrastructure                  | \$ 5,887.62         | N        |
| Thompson-Nicola    | Ferry Road Park Developement   | Recreational Infrastructure                  | \$ 23,918.88        | N        |
| Thompson-Nicola    | Loon Lake Community Hall - Auxiliary Building Construction   | Recreational Infrastructure                  | \$ 36,830.56        | N        |
| Thompson-Nicola    | Archie Clemes Community Hall - Energy Upgrades   | Recreational Infrastructure                  | \$ 7,149.25         | N        |
| Thompson-Nicola    | Lytton Community Pool - Solar Hot Water Panel Installation   | Recreational Infrastructure                  | \$ 23,542.77        | N        |
| Thompson-Nicola    | Barriere Curling Club Electrical Upgrade   | Recreational Infrastructure                  | \$ 35,378.29        | N        |
| Thompson-Nicola    | Harper Trail Improvements - Erosion Control Project  | Recreational Infrastructure                  | \$ 15,446.40        | Y        |
| Thompson-Nicola    | Sewer System Upgrade - Community of Paul Lake  | Wastewater                                   | \$ 4,731.12         | N        |
| Thompson-Nicola    | Clearwater Septage Receiving Station Equalization Basin  | Wastewater                                   | \$ 68,797.01        | N        |
| Thompson-Nicola    | Communtiy of Pritchard Sewer System - Rapid Infiltration Basin Discharge Bed - Pre-engineering and Construct | Wastewater                                   | \$ 7,006.71         | N        |
| Tofino             | Main St Upgrades - Phase 3 - Pedestrian and cycling infrastructure upgrades                                  | Local Roads, Bridges, Active Transportation  | \$ 26,801.56        | Y        |
| Tofino             | Tofino Public Transit - Shuttle Purchase   | Public Transit                               | \$ 15,000.00        | N        |
| Trail              | Pedestrian Pipe Bridge - Debt Servicing  | Local Roads, Bridges, Active Transportation  | \$ 125,276.00       | N        |
| Tumbler Ridge      | Water Main Line Supply Assessment - Tumbler Ridge  | Asset Management                             | \$ 2,090.00         | Y        |
| Tumbler Ridge      | Parks and Recreation Master Plan   | Integrated Community Sustainability Planning | \$ 38,150.00        | N        |
| Tumbler Ridge      | Sewer Regulation and Bylaw Update - Tumbler Ridge  | Integrated Community Sustainability Planning | \$ 3,160.00         | Y        |
| Tumbler Ridge      | Drinking Water Regulation Bylaw Update - Tumbler Ridge   | Integrated Community Sustainability Planning | \$ 3,160.00         | Y        |
| Tumbler Ridge      | Tumbler Ridge Landfill Improvements  | Solid Waste                                  | \$ 8,180.00         | Y        |
| Ucluelet           | Wild Pacific Trail Connector - Marine Dr Walkway   | Recreational Infrastructure                  | \$ 37,636.52        | N        |
| Vancouver          | Electric Vehicle Charging Stations - Supply and Installation - Vancouver                                     | Community Energy Systems                     | \$ 183,066.00       | N        |
| Vanderhoof         | Vanderhoof Aquatic Centre  | Recreational Infrastructure                  | \$ 948,084.78       | N        |
| Vernon             | 30th Street Road and Utility Rehabilitation - Phase 2  | Local Roads, Bridges, Active Transportation  | \$ 20,888.03        | N        |
| Vernon             | Transportation Safety Improvements - 42nd Ave and Alexis Park Dr   | Local Roads, Bridges, Active Transportation  | \$ 7,807.00         | Y        |
| Vernon             | Pottery Rd - Road Rehabilitation Project   | Local Roads, Bridges, Active Transportation  | \$ 122,692.87       | N        |
| Vernon             | 30th Street Road and Utility Rehabilitation - Phase 1  | Local Roads, Bridges, Active Transportation  | \$ 111,662.74       | N        |
| Vernon             | Road and Utility Upgrade - 29 Ave  | Local Roads, Bridges, Active Transportation  | \$ 849,205.42       | N        |
| Vernon             | 24th Ave - Sidewalk Construction Program   | Local Roads, Bridges, Active Transportation  | \$ 147,976.53       | Y        |
| Vernon             | 2017 Design for Various Capital Roadworks  | Local Roads, Bridges, Active Transportation  | \$ 1,091.01         | Y        |
| Vernon             | Okanagan Lake - Lake Access and Parking Lot Development  | Local Roads, Bridges, Active Transportation  | \$ 36,325.57        | N        |
| Vernon             | 2019 Capital Road Works - Design and Construction  | Local Roads, Bridges, Active Transportation  | \$ 2,911.26         | N        |
| Vernon             | 29th / 30th Street Transportation Corridor – 39th Avenue Intersection  | Local Roads, Bridges, Active Transportation  | \$ 198,461.81       | N        |
| Vernon             | Hurlburt Park Development - Parking Lot Expansion  | Recreational Infrastructure                  | \$ 41,606.00        | N        |
| Vernon             | Silver Star Road - Storm infrastructure  | Wastewater                                   | \$ 30,131.60        | Y        |
| Vernon             | Okanagan Landing Sewer Extension   | Wastewater                                   | \$ 120,000.00       | N        |
| Victoria           | Bicycle Network Construction - Victoria  | Local Roads, Bridges, Active Transportation  | \$ 1,042,683.27     | N        |
| Victoria           | Johnson Street Bridge Project  | Public Transit                               | \$ 2,475,000.00     | Y        |
| Victoria           | Storm Drain Brick Main Assessment and Rehabilitation   | Wastewater                                   | \$ 1,060,161.09     | N        |
| View Royal         | Pedestrian Walking Path Construction - Island Hwy  | Local Roads, Bridges, Active Transportation  | \$ 47,484.51        | Y        |
| View Royal         | Intersection Improvements - Flashing Pedestrian Signal Installation - Island Hwy and Wale Rd                 | Local Roads, Bridges, Active Transportation  | \$ 3,175.49         | Y        |
| View Royal         | Sidewalk Replacement - Stoneridge Cl.  | Local Roads, Bridges, Active Transportation  | \$ 71,890.49        | Y        |
| View Royal         | Pedestrian Signal Installation - Island Hwy at Heddle Rd   | Local Roads, Bridges, Active Transportation  | \$ 43,904.24        | Y        |
| View Royal         | Chilco Hill - Trails Construction  | Recreational Infrastructure                  | \$ 85,643.99        | N        |



### 2018 Gas Tax Project List

Projects as Reported by Ultimate Recipients Between January 1, 2018 and December 31, 2018

The data found within this report is for information purposes only and is subject to change

| Ultimate Recipient | Project Title  | Investment Category                         | 2018 Funds Reported | Complete |
|--------------------|--|---|---------------------|----------|
| Warfield           | Annabel Neighbourhood - Pressure Reducing Valve Replacement Project                    | Drinking Water                              | \$ 54,017.78        | Y        |
| Warfield           | Fire Hydrant Replacement - Currie St and French St                                     | Drinking Water                              | \$ 23,697.69        | N        |
| West Kelowna       | West Kelowna Municipal Hall - Air Handling Unit Replacement                            | Community Energy Systems                    | \$ 238,587.50       | Y        |
| West Kelowna       | 2016 Road Rehabilitation Program - West Kelowna  | Local Roads, Bridges, Active Transportation | \$ 105,243.28       | Y        |
| West Kelowna       | 2017 Road Rehabilitation - Design and Construction - West Kelowna                      | Local Roads, Bridges, Active Transportation | \$ 1,175,375.97     | Y        |
| West Kelowna       | 2016 Pedestrian Improvement Program - West Kelowna                                     | Local Roads, Bridges, Active Transportation | \$ 33,937.00        | Y        |
| West Kelowna       | 2018 Road Rehabilitation - West Kelowna  | Local Roads, Bridges, Active Transportation | \$ 817,348.96       | N        |
| West Kelowna       | Shannon Lake Bridge Replacement  | Local Roads, Bridges, Active Transportation | \$ 700,000.00       | Y        |
| West Kelowna       | Pedestrian Improvements - Webber Rd  | Local Roads, Bridges, Active Transportation | \$ 450,000.00       | Y        |
| West Kelowna       | Sidewalk Installation - Daimler Dr   | Local Roads, Bridges, Active Transportation | \$ 722,485.00       | Y        |
| West Kelowna       | Rooftop Air Handling Unit Replacement - Westside Seniors Activity and Community Centre | Recreational Infrastructure                 | \$ 12,575.00        | Y        |
| West Kelowna       | Westside Seniors Activity and Community Centre - Furnance Replacement                  | Recreational Infrastructure                 | \$ 13,209.15        | Y        |
| Whistler           | Asset Management Investment Plan and Staff Capacity Building                           | Asset Management                            | \$ 35,180.00        | N        |
| Whistler           | Composter Capacity Upgrade   | Solid Waste                                 | \$ 37,832.48        | N        |
| Whistler           | Waste Transfer Station - Debt Financing  | Solid Waste                                 | \$ 489,207.00       | N        |
| White Rock         | Johnston Road Gateway Project - Upgrade Phase 1 - North Bluff Rd to Russell Ave        | Local Roads, Bridges, Active Transportation | \$ 281,085.00       | Y        |
| Williams Lake      | 2018 Road Rehabilitation and Water Saddle Replacement Project                          | Local Roads, Bridges, Active Transportation | \$ 533,746.38       | Y        |
| Zeballos           | Study for East Side Effluent Management  | Long-Term Infrastructure Planning           | \$ 3,843.20         | N        |
| Zeballos           | Zeballos River Crossing  | Local Roads, Bridges, Active Transportation | \$ 49,580.35        | N        |