



2015

GAS TAX AGREEMENT IN BRITISH COLUMBIA

Annual Expenditure Report



2015 Gas Tax Annual Expenditure Report

This Annual Expenditure Report covers the disbursements and expenditures of federal Gas Tax Funding for the Period of January 1 to December 31, 2015 and in accordance with reporting requirements outlined in schedule D of the 2014-2024 Administrative Agreement on the Federal Gas Tax Fund between Canada, the Province of British Columbia, and UBCM (Gas Tax Agreement or GTA). This report provides an overview of the projects reported by Ultimate Recipients in 2015, and includes the results of the annual UBCM Gas Tax Audit (Appendix A), Recipient Specified Audit Procedure (Appendix B), and a detailed project list of all projects reported in 2015 (Appendix C).

Photo credits: Village of Queen Charlotte, City of Kamloops, Town of Invermere, City of Abbotsford, Capital Regional District, and Greater Vancouver Regional District (Metro Vancouver).

Published by the Union of BC Municipalities, December 2016.

Gas Tax in British Columbia

The 10-year Administrative Agreement on the Federal Gas Tax Fund in British Columbia (Gas Tax Fund or GTF) provides annual funding that directly benefit British Columbia's local governments. The Gas Tax Fund provides dedicated, predictable, long-term funding for a broad range of infrastructure and planning projects. In 2015, the Government of Canada transferred over \$250 million through the GTF to communities in British Columbia - part of \$1.3 billion that is anticipated over the first five years of the administrative agreement.

When the GTF was renewed in 2014, the Government of Canada introduced 10 additional eligible investment categories. This expansion provided more investment options for local governments in the areas of recreation, sport, and tourism infrastructure. However, the fund continues to primarily support investments in the areas of water, wastewater, local roads and active transportation, and community energy initiatives. Every project undertaken using Gas Tax funding supports at least one of three national objectives:

Productivity and Economic Growth

A Clean Environment, and

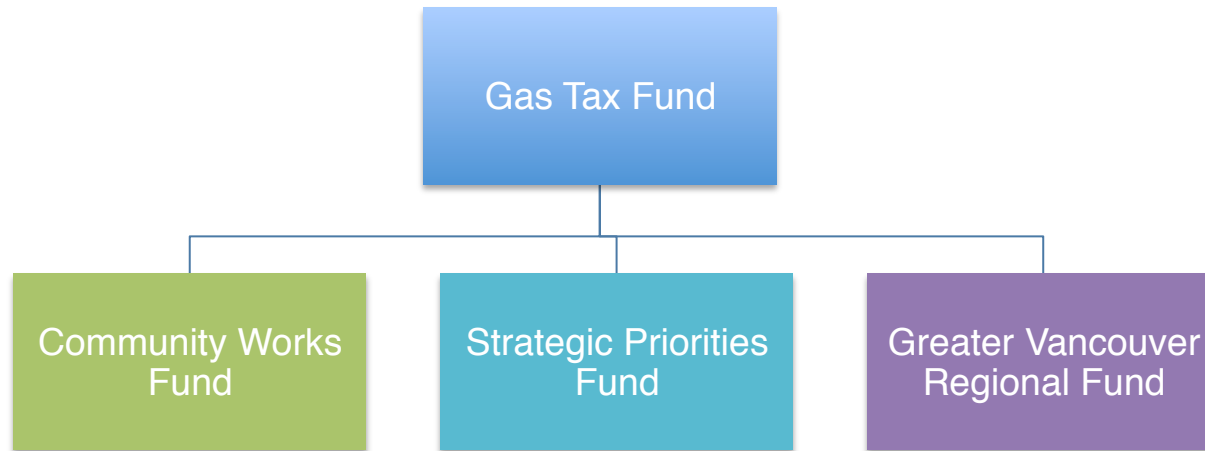
Strong Cities and Communities

Since 2014, \$390 million in Gas Tax funding has been distributed to local governments and other eligible recipients to support 1,600 infrastructure and capacity building projects across British Columbia.



Gas Tax Program Streams

In British Columbia, the Gas Tax Agreement is delivered through three program streams: Community Works Fund; Strategic Priorities Fund; and Greater Vancouver Regional Fund.



Community Works Fund

The Community Works Fund (CWF) provides funding to every local government in British Columbia through a direct annual allocation, which is used to support local infrastructure and capacity building priorities. CWF is a direct annual allocation based on a per capita formula with a funding floor and is delivered twice annually.

Local governments make local choices about which eligible projects to fund and report annually on these projects and their outcomes. Over the first five years of the Renewed Gas Tax Agreement, the CWF program will deliver an estimated \$519 million to local governments.

Strategic Priorities Fund

The Strategic Priorities Fund (SPF) is an application-based program available to local governments outside the Greater Vancouver Regional District. The SPF is available to support infrastructure and capacity building projects that are large in scale, regional in impact, or innovative, and align with the GTA's national program objectives of productivity and economic growth, a clean environment and strong cities and communities. The first SPF intake was held in 2015 and resulted in 66 approved projects accounting in investments of over \$120 million.

Greater Vancouver Regional Fund

The Greater Vancouver Regional Fund (GVRF) provides funding for regional transportation investments within the Greater Vancouver Regional District and its member municipalities.

Projects funded from the GVRF allocation must be regional transportation projects proposed for funding by TransLink, and approved by the Greater Vancouver Regional District (GVRD) board.



2015 Annual Expenditure Report Highlights

Pursuant to *Schedule D* of the GTF, by September 30th each year UBCM must provide an annual report to Canada on Gas Tax disbursements, expenditures and a project list for the previous calendar year. The 2015 UBCM Gas Tax Audit is found in Appendix A, the 2015 Recipient Specified Audit Procedure is found in Appendix B, and the Reported Project List is found in Appendix C of this report. The following are some highlights from the 2015 reporting year.

2015 Gas Tax Reporting

871 Gas Tax Projects Funded

470 Completed Projects

401 Continuing Projects

\$222 million in GTF Expended by Recipients

Overview

In 2015, local governments reported federal Gas Tax fund (GTF) expenditures of \$222 million. These expenditures were invested into 871 projects across British Columbia. Of those projects, 470 were reported as completed in 2015 while a remaining 401 projects will be completed in future years¹.

Each project dollar spent contributes to national program objectives of productivity and economic growth, a clean environment, and strong cities and communities.

Part of the annual expenditure reporting requirements includes collecting total project costs for reported Gas Tax projects. Collecting this data allows UBCM to calculate a value for funding leveraged in each eligible category. In 2015, for every \$100 of federal Gas Tax funds invested in eligible categories, in general, an additional \$165 was leveraged through other funding sources.

Eligible Project Categories

- Brownfield Redevelopment
- Broadband Connectivity
- Capacity Building
 - Asset Management Planning
 - Long-Term Infrastructure Planning
 - Integrated Community Sustainability Planning
- Community Energy Systems
- Cultural Infrastructure
- Disaster Mitigation
- Drinking Water
- Local and Regional Airports
- Local Roads, Bridges, and Active Transportation
- Public Transit
- Recreation Infrastructure
- Short-sea Shipping
- Short-line Rail
- Solid Waste
- Sports Infrastructure
- Tourism Infrastructure
- Wastewater

¹ Of the 401 continuing projects, 78 reported projects were launched in previous years while 323 are new projects for 2015.

Reported Projects and Expenditures

The Gas Tax fund is a permanent source of funding providing long-term, predictable investment dollars to BC local governments. In 2015, communities in BC were busy undertaking 871 infrastructure and capacity building projects within their communities.

Investment categories with the largest reported Gas Tax fund expenditures (in millions of dollars, Figure 2) included public transit (\$95), local roads, bridges and active transportation (\$53), wastewater (\$19), drinking water (\$17), sports and recreation infrastructure (\$11), and solid waste (\$10).

The eligible investment categories of sports and recreation infrastructure accounted for a 15% share of all reported projects seeing investments of over \$11 million (Figures 2 and 3). Eligible categories of culture and tourism saw investments of \$910,000 and accounted for 3% of total reported projects in 2015.

Local governments reported drinking water, wastewater and roads, bridges, and active transportation as making up nearly half of all reported project investments while community energy systems and capacity building projects represented one-quarter (Figure 3).

Public transit investments see the largest dollar per project investment with over \$95 million in spending and only capturing 3% of total projects (Figure 2 and 3). Investments in this category are primarily focused on the development of new transit centres and the purchase of rolling stock, which includes new buses, trains, and rail cars within the Metro Vancouver region.

Figure 2: Gas Tax Funds Spent (in millions) by Eligible Recipients, 2015

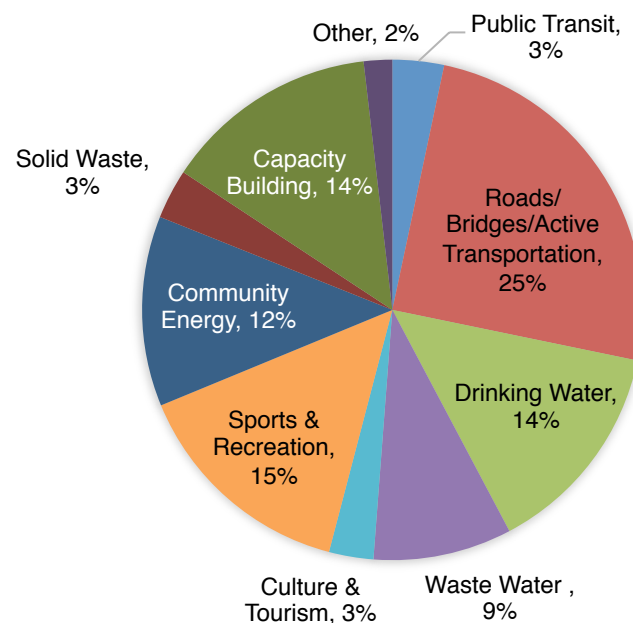
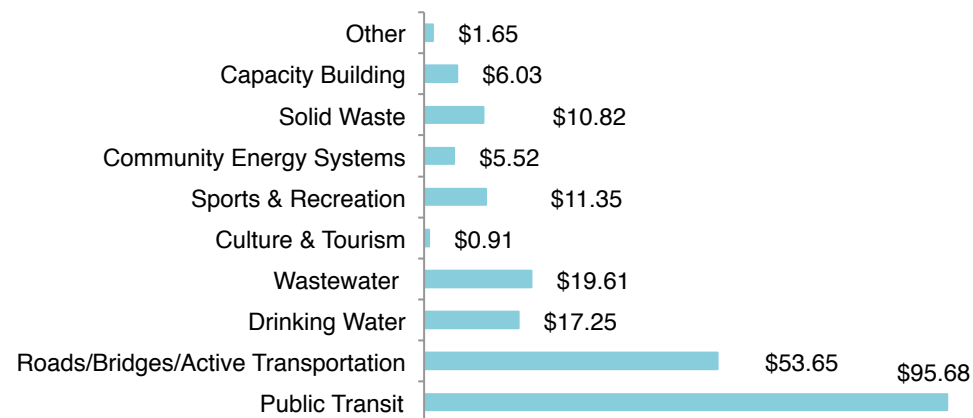


Figure 3: Gas Tax Funded Projects by Eligible Category, 2015

Communications

During the reporting period, the parties of the Gas Tax fund worked with eligible recipients to communicate the benefits of the program to British Columbians through the distribution of news releases and coordination of media events. In total, nine joint communications were undertaken highlighting nine capital and planning projects.

List of Joint Gas Tax Communications in 2015

Location	Project
Peace River Regional District	New Landfill Gas Management System Now Operational
Village of Cumberland	Stabilization of Comox Lake Road Completed
City of Cranbrook	New LED Streetlight Replacement Program Underway in Cranbrook
Village of Clinton	Grand Opening of New \$2.45-million Water Treatment Plant
Thompson-Nicola Regional District	Savona Dock and Boat Launch Upgrade Complete
Township of Esquimalt	Construction Underway on Admirals Road Corridor Improvement Project
District of Saanich	Redeveloped Cook Street Re-Opened for Commercial and Residential Traffic
Town of Creston	New Amenities Added to Canyon Park
Regional District of Okanagan-Similkameen	Kaleden Lakeshore Pathway Opens
City of Penticton	Okanagan Lake Waterfront Walkway

Local Government Outreach

As part of UBCM's Gas Tax outreach program, staff travelled to seven cities across British Columbia to deliver Gas Tax fund presentations to 217 local government staff on the topics of future grant opportunities and new Asset Management requirements under the renewed GTF.

List of Gas Tax Outreach Events in 2015

Location	Date	Registrations
City of Abbotsford	March 17	28
City of Nanaimo	March 19	56
City of Kelowna	March 26	53
City of Prince George	April 7	22
City of Cranbrook	April 2	24
City of Fort St. John	April 10	20
City of Terrace	April 15	14

Asset Management

A requirement under the renewed GTF is to report on BC local governments progress on strengthening asset management planning practices over the course of the ten year Agreement.

In 2015, the Gas Tax Partnership Committee approved a multi-phased approach to measuring BC local governments progress on Asset Management.

The first phase for meeting asset management reporting requirements of the GTF was launched in 2016 with the collection of baseline data on asset management activities. A report on the aggregate results from the data collected in phase one will be released in early 2017. Phase two requires local governments to develop implementation plans outlining where and how improvements in asset management will be achieved. Phase two is expected to launch in Spring 2017 and together as described in *Schedule D*, the results from phase one and two will be delivered to Canada in an Outcomes Report by March 31, 2018.

Communities benefit greatly from the investments that are made as a result of Federal Gas Tax funding. Local governments in BC have come to rely on the Gas Tax fund as a predictable, long-term and stable funding source for infrastructure and capacity building projects. From roads, bridge, and active transportation improvements that keep our communities welcoming and efficient to cultural infrastructure that helps us maintain important community connections, the Federal Gas Tax fund has a benefit for every community.

Moving forward in 2017 local governments will be introduced to a new reporting system where information for Gas Tax projects will be collected and available to access in real-time. To keep informed of Gas Tax activities subscribe online to UBCM's weekly news and information source, The Compass.

Appendix A - 2015 UBCM Gas Tax Audit

**2015 Gas Tax Annual Expenditure Report
January 1, 2015 - December 31, 2015**

UBCM		
	January 1, 2015 to December 31, 2015	Cumulative Date of Signing
Opening Balance of Unspent Funding	422,199,770.00	
Received from Canada	253,276,892.00	506,553,784.00
Interest Earned	3,433,550.00	7,289,280.42
Administrative Cost	869,413.00	1,566,794.73
Transferred to Ultimate Recipients	278,859,780.37	438,497,244.65
Closing Balance of Unspent Funds	399,181,018.63	
ULTIMATE RECIPIENTS IN AGGREGATE		
	January 1, 2015 to December 31, 2015	Cumulative Date of Signing
Opening Balance of Unspent Funding**	513,871,776.81	
Received from UBCM	278,859,780.37	438,497,244.74
Interest Earned	7,239,416.97	15,143,376.87
Spent on Eligible Projects	226,454,055.91	394,162,959.33
Closing Balance of Unspent Funding	573,516,918.24	

Appendix B - 2015 Recipient Specified Audit Procedure

Administrative Agreement on the Federal Gas Tax Fund in British Columbia Annual Expenditure Report - Receipts
and Disbursements of the Union of British Columbia Municipalities

UNION OF BRITISH COLUMBIA MUNICIPALITIES

For the year ended December 31, 2015



KPMG LLP
Po Box 10426 777 Dunsmuir Street
Vancouver BC V7Y 1K3
Canada
Telephone (604) 691-3000
Fax (604) 691-3031

INDEPENDENT AUDITORS' REPORT

To the Presidents Committee of the Union of British Columbia Municipalities

We have audited the accompanying schedule of receipts and disbursements as set out in the Annual Expenditure Report – Receipts and Disbursements of the Union of British Columbia Municipalities for the year ended December 31, 2015 and notes, comprising a summary of significant accounting policies and other explanatory information (together the “Annual Expenditure Report”). The Annual Expenditure Report has been prepared by management in accordance with the financial reporting provisions in Section 8 of Annex B and Section 1 of Schedule D of the Administrative Agreement on the Federal Gas Tax Fund in British Columbia effective April 1, 2014 between the Union of British Columbia Municipalities, Her Majesty the Queen in Right of Canada, as represented by the President of the Queen’s Privy Council for Canada, Minister of Infrastructure, Communities and Intergovernmental Affairs, and Her Majesty the Queen in Right of the Province of British Columbia, as represented by the Minister of Community, Sport and Cultural Development.

Management’s Responsibility for the Annual Expenditure Report

Management is responsible for the preparation of the Annual Expenditure Report in accordance with the financial reporting provisions in Section 8 of Annex B and Section 1 of Schedule D of the Administrative Agreement on the Federal Gas Tax Fund in British Columbia effective April 1, 2014 between the Union of British Columbia Municipalities, Her Majesty the Queen in Right of Canada, as represented by the President of the Queen’s Privy Council for Canada, Minister of Infrastructure, Communities and Intergovernmental Affairs, and Her Majesty the Queen in Right of the Province of British Columbia, as represented by the Minister of Community, Sport and Cultural Development; this includes determining that the basis of accounting is an acceptable basis for the preparation of the Annual Expenditure Report in the circumstances, and for such internal control as management determines is necessary to enable the preparation of the Annual Expenditure Report that is free from material misstatement, whether due to fraud or error.

Auditors’ Responsibility

Our responsibility is to express an opinion on this Annual Expenditure Report based on our audit. We conducted our audit in accordance with Canadian generally accepted auditing standards. Those standards require that we comply with ethical requirements and plan and perform the audit to obtain reasonable assurance about whether the Annual Expenditure Report is free from material misstatement.

An audit involves performing procedures to obtain audit evidence about the amounts and disclosures in the Annual Expenditure Report. The procedures selected depend on our judgment, including the assessment of the risks of material misstatement of the Annual Expenditure Report, whether due to fraud or error. In making those risk assessments, we consider internal control relevant to the entity's preparation of the Annual Expenditure Report in order to design audit procedures that are appropriate in the circumstances, but not for the purpose of expressing an opinion on the effectiveness of the



entity's internal control. An audit also includes evaluating the appropriateness of accounting policies used and the reasonableness of accounting estimates made by management, as well as evaluating the overall presentation of the Annual Expenditure Report.

We believe that the audit evidence we have obtained is sufficient and appropriate to provide a basis for our audit opinion.

Opinion

In our opinion, the Annual Expenditure Report – Receipts and Disbursements of the Union of British Columbia Municipalities for the year ended December 31, 2015 is prepared, in all material respects, in accordance with the basis of accounting described in Note 2 to the Annual Expenditure Report.

Basis of Accounting

Without modifying our opinion, we draw attention to Note 2 to the Annual Expenditure Report, which describes the basis of accounting. The Annual Expenditure Report is prepared to assist in meeting the requirements of the Administrative Agreement on the Federal Gas Tax Fund in British Columbia effective April 1, 2014 between the Union of British Columbia Municipalities, Her Majesty the Queen in Right of Canada, as represented by the President of the Queen's Privy Council for Canada, Minister of Infrastructure, Communities and Intergovernmental Affairs, and Her Majesty the Queen in Right of the Province of British Columbia, as represented by the Minister of Community, Sport and Cultural Development. As a result, the Annual Expenditure Report may not be suitable for another purpose.

Restriction on Use

Our report is intended solely for the Union of British Columbia Municipalities, Her Majesty the Queen in Right of Canada, as represented by the President of the Queen's Privy Council for Canada, Minister of Infrastructure, Communities and Intergovernmental Affairs, and Her Majesty the Queen in Right of the Province of British Columbia, as represented by the Minister of Community, Sport and Cultural Development and should not be used by parties other than the Union of British Columbia Municipalities, Her Majesty the Queen in Right of Canada, as represented by the President of the Queen's Privy Council for Canada, Minister of Infrastructure, Communities and Intergovernmental Affairs, and Her Majesty the Queen in Right of the Province of British Columbia, as represented by the Minister of Community, Sport and Cultural Development.

A handwritten signature in black ink that reads 'KPMG LLP' with a horizontal line underneath.

Chartered Professional Accountants

September 13, 2016

Vancouver, Canada

UNION OF BRITISH COLUMBIA MUNICIPALITIES

Annual Expenditure Report - Receipts and Disbursements of the Union of British Columbia Municipalities

Expressed in thousands of dollars

For the year ended December 31, 2015

	Cumulative from September 19, 2005 to December 31, 2014	For the period from January 1, 2015 to December 31, 2015	Cumulative from September 19, 2005 to December 31, 2015
Opening Balance of Unspent Funds	\$ -	\$ 422,199	\$ -
Received from Canada	1,891,664	253,277	2,144,941
Investment Income	19,451	3,433	22,884
Sub-Total (total available for transfer and spending)	1,911,115	678,909	2,167,825
Transferred to Eligible Recipients	1,483,380	278,859	1,762,239
Spent on Administration Costs	5,536	869	6,405
Sub-Total (total transfer and spending)	1,488,916	279,728	1,768,644
Closing Balance of Unspent Funds	\$ 422,199	\$ 399,181	\$ 399,181

See accompanying notes to the Annual Expenditure Report – Receipts and Disbursements of the Union of British Columbia Municipalities.

UNION OF BRITISH COLUMBIA MUNICIPALITIES

Notes to the Annual Expenditure Report - Receipts and Disbursements of the Union of British Columbia Municipalities

For the year ended December 31, 2015

1. Background:

On September 19, 2005, the Union of British Columbia Municipalities (the "UBCM"), the Government of Canada ("Canada") and the Province of British Columbia (the "Province") entered into the Agreement on the Transfer of Federal Gas Tax Revenues under the New Deal for Cities and Communities 2005 - 2015 (the "First Agreement"). The First Agreement was focused on achieving three environmental sustainability outcomes: reduced greenhouse gas emissions, cleaner water and cleaner air with reliable and predictable funding. The First Agreement resulted in contributions of \$635,599,000 to local governments and other eligible recipients in British Columbia from 2005/2006 to 2009/2010 through three delivery mechanisms: a Community Works Fund, a Strategic Priorities Fund and an Innovations Fund (collectively the "Gas Tax Fund"). On March 17, 2008, the First Agreement was amended to provide additional contributions of \$1,002,788,000 from 2011/2012 to 2013/2014.

The First Agreement provided funding for local governments and other eligible recipients in British Columbia for a variety of capital and planning projects. Eligible project categories included:

- (a) Public transit,
- (b) Community energy systems,
- (c) Solid waste management,
- (d) Water and wastewater; and
- (e) Capacity building.

Effective April 1, 2014, the UBCM, Canada and the Province entered into the Administrative Agreement on the Federal Gas Tax Fund in British Columbia (the "Agreement"). The First Agreement was terminated as of April 1, 2014, and the Gas Tax Fund was transitioned from the First Agreement to the Agreement. The Agreement builds on the First Agreement, and is focused on helping communities build and revitalize public infrastructure that supports national objectives of productivity and economic growth, a clean environment and strong cities and communities. The Agreement is effective until March 31, 2024.

UBCM administered the funding under both the First Agreement and the Agreement, and was responsible for reporting to Canada and the Province on the use of funding and outcomes achieved in accordance with the terms of the First Agreement and the Agreement.

UNION OF BRITISH COLUMBIA MUNICIPALITIES

Notes to the Annual Expenditure Report - Receipts and Disbursements of the Union of British Columbia Municipalities (continued)

For the year ended December 31, 2015

1. Background (continued):

Under the Agreement, the Gas Tax Fund continues to provide funding for local governments and other eligible recipients in British Columbia for a variety of capital and planning projects. In addition to the eligible project categories under the First Agreement, the Agreement includes the following new eligible project categories:

- | | |
|---------------------------------|----------------------------------|
| (a) Local roads and bridges, | (h) Brownfield redevelopment, |
| (b) Highways, | (i) Sport infrastructure, |
| (c) Short-sea shipping, | (j) Recreational infrastructure, |
| (d) Short-line rail, | (k) Cultural infrastructure, |
| (e) Regional and local airports | (l) Tourism infrastructure; and |
| (f) Broadband connectivity, | (m) Disaster mitigation. |
| (g) Drinking water, | |

2. Basis of accounting:

The Annual Expenditure Report - Receipts and Disbursements of the Union of British Columbia Municipalities (the "Annual Expenditure Report") has been prepared in accordance with the following recognition and measurement principles:

- (a) amount received from Canada and amount transferred to eligible recipients are recognized and measured on a cash basis of accounting; and
- (b) investment income and amount spent on administration costs are recognized and measured on an accrual basis of accounting.

The Annual Expenditure Report is not prepared in accordance with the presentation principles or the presentation of all the financial statements and related note disclosures required for a complete set of financial statements.

The Annual Expenditure Report is prepared to assist in meeting the requirements of the Administrative Agreement on the Federal Gas Tax Fund in British Columbia effective April 1, 2014 between the Union of British Columbia Municipalities, Her Majesty the Queen in Right of Canada, as represented by the President of the Queen's Privy Council for Canada, Minister of Infrastructure, Communities and Intergovernmental Affairs, and Her Majesty the Queen in Right of the Province of British Columbia, as represented by the Minister of Community, Sport and Cultural Development. As a result, the Annual Expenditure Report may not be suitable for another purpose.

Appendix C - 2015 Reported Project List

2015 Gas Tax Project List
Projects as Reported by Ultimate Recipients Between January 1, 2015 -December 31, 2015

Ultimate Recipient (Local Government)	Project Title	Investment Category	2015 Gas Tax Funds Reported
100 Mile House, District of	Plan for Efficient Use of Clean Water	Capacity Building - Infra Plan	\$ 114,394.00
Abbotsford, City of	Brownfield Redevelopment for Temporary Emergency Shelter	Brownfield Redevelopment	\$ 710,683.71
Abbotsford, City of	Rural Uplands Culvert Condition Assessment	Capacity Building - AM	\$ 22,865.50
Abbotsford, City of	U-District Neighbourhood Plan	Capacity Building - ICSP	\$ 99,191.61
Abbotsford, City of	Official Community Plan Project	Capacity Building - ICSP	\$ 158,232.13
Abbotsford, City of	Cannell Water Treatment Plant Design & Construction	Drinking Water	\$ 217,829.55
Abbotsford, City of	Vye Road Overpass	Local Roads, Bridges	\$ 29,683.18
Abbotsford, City of	Fraser Hwy at Lefevre Rd - Sidewalk Construction	Local Roads, Bridges	\$ 837.38
Abbotsford, City of	Griffiths Rd Sidewalk	Local Roads, Bridges	\$ 4,741.02
Abbotsford, City of	Blueridge at Clearbrook Traffic Signal	Local Roads, Bridges	\$ 33,409.11
Abbotsford, City of	Bridge Betterment (2015 Repairs)	Local Roads, Bridges	\$ 34,928.09
Abbotsford, City of	Montvue Avenue Sidewalk	Local Roads, Bridges	\$ 16,449.49
Abbotsford, City of	Old Yale Rd at Highway #11 Overpass - Sidewalk Construction	Local Roads, Bridges	\$ 22,630.73
Abbotsford, City of	Oriole Crescent Sidewalk	Local Roads, Bridges	\$ 41,273.03
Abbotsford, City of	Countess St Sidewalk	Local Roads, Bridges	\$ 103,472.93
Abbotsford, City of	Bridge Replacement (Clayburn Rd at Matsqui Slough)	Local Roads, Bridges	\$ 500,000.00
Abbotsford, City of	McCallum FVX Bus Stop Pads	Public Transit	\$ 14,832.41
Abbotsford, City of	Concrete Pads for Bus Benches & Bus Shelter	Public Transit	\$ 39,223.66
Abbotsford, City of	Sports Fields - MRC/Mouat/Gordie Howe Schools	Recreational Infrastructure	\$ 2,400,000.00
Abbotsford, City of	Abbotsford Exhibition Park – Rotary Stadium Track Resurfacing	Recreational Infrastructure	\$ 602,717.91
Abbotsford, City of	MRC Pool - Diving Boards	Recreational Infrastructure	\$ 61,870.15
Alberni-Clayoquot, RD of	Cherry Creek Water District Watermain Upgrade	Drinking Water	\$ 362,337.00
Alert Bay, Village of	Jubilee Park Restoration Project	Community Energy Systems	\$ 110,000.00
Alert Bay, Village of	Replace well pump	Drinking water	\$ 80,267.00
Armstrong, City of	ICSP - Zoning Bylaw Re-write	Capacity Building - ICSP	\$ 16,906.25
Armstrong, City of	Water Master Plan Update	Capacity Building - Infra Plan	\$ 14,129.03
Armstrong, City of	Pleasant Valley Road resurfacing - Mill Street to Smith Drive	Local Roads, Bridges	\$ 160,447.75
Barriere, District of	Landscaping Project	Cultural Infrastructure	\$ 3,331.13
Barriere, District of	Lilly Lane Repaving	Local Roads, Bridges	\$ 37,434.89
Barriere, District of	Park Walking/Cycling Trails Create/Upgrade	Recreational Infrastructure	\$ 6,571.80
Barriere, District of	Community Hall Upgrade	Recreational Infrastructure	\$ 14,000.00
Barriere, District of	Waste Water System	Waste Water	\$ 1,474,010.06
Barriere, District of	Waste Water System	Waste Water	\$ 57,498.56
BC Transit	Kelowna Regional Transit System Bus Purchases	Public Transit	\$ 1,984,786.00
Bowen Island Municipality	Snug Cove Housing Diversity Implementation Plan	Capacity Building - ICSP	\$ 10,061.00
Bowen Island Municipality	Snug Cove Oil Separator	Waste Water	\$ 118,000.00
Bulkley-Nechako, RD of	Glenwood Hall Upgrades	Community Energy Systems	\$ 109,210.00
Bulkley-Nechako, RD of	Southside Economic Development Association	Community Energy Systems	\$ 7,103.89
Bulkley-Nechako, RD of	Vanderhoof Gospel Chapel Energy Efficient Upgrades	Community Energy Systems	\$ 98,215.79
Bulkley-Nechako, RD of	St Paul's United Church Energy Efficient Upgrades	Community Energy Systems	\$ 23,002.72
Bulkley-Nechako, RD of	Dze L K'ant Friendship Centre Energy Efficient Upgrades	Community Energy Systems	\$ 45,000.00
Bulkley-Nechako, RD of	Fraser Lake Legion Furnace Replacement	Community Energy Systems	\$ 7,085.16
Bulkley-Nechako, RD of	Music Makers of Fort St James Energy Efficient Upgrades	Cultural Infrastructure	\$ 20,188.22
Bulkley-Nechako, RD of	Bulkley Valley Rod & Gun Club Water Upgrade	Drinking Water	\$ 4,164.24
Bulkley-Nechako, RD of	Bulkley Valley Pool - LED lighting	Recreational Infrastructure	\$ 9,916.20
Bulkley-Nechako, RD of	Nechako Valley Sporting Association - ski trails	Recreational Infrastructure	\$ 51,854.76
Bulkley-Nechako, RD of	Tweedsmuir Cavaliers Saddle Club Grounds	Recreational Infrastructure	\$ 15,000.00
Bulkley-Nechako, RD of	Francois Lake Hall Improvements	Recreational Infrastructure	\$ 23,118.72
Bulkley-Nechako, RD of	Burns Lake Arena Parking Lot Lighting	Recreational Infrastructure	\$ 7,602.72
Bulkley-Nechako, RD of	Lakes District Fairgrounds Improvement	Recreational Infrastructure	\$ 48,712.31
Bulkley-Nechako, RD of	Wistaria Hall Renovation	Recreational Infrastructure	\$ 75,000.00

2015 Gas Tax Project List
Projects as Reported by Ultimate Recipients Between January 1, 2015 -December 31, 2015

Ultimate Recipient (Local Government)	Project Title	Investment Category	2015 Gas Tax Funds Reported
Burnaby, City of	Storm Water Monitoring and Modeling	Capacity Building - Infra Plan	\$ 59,930.67
Burnaby, City of	LED Street Light Conversion	Community Energy Systems	\$ 200,000.00
Burnaby, City of	Barnet Pedestrian Bridge Upgrade	Local Roads, Bridges	\$ 16,987.79
Burnaby, City of	Riverside Area Improvements (Storm)	Local Roads, Bridges	\$ 80,000.00
Burnaby, City of	Riverside Area Improvements (Road)	Local Roads, Bridges	\$ 607,000.00
Cache Creek, Village of	MacLean Crescent Project Road Rehabilitation	Local Roads, Bridges	\$ 232,214.62
Cache Creek, Village of	Stage Road Rehabilitation Project	Local Roads, Bridges	\$ 16,998.18
Cache Creek, Village of	Old Cariboo Road Paving Rehabilitation Project	Local Roads, Bridges	\$ 15,076.21
Campbell River, City of	Energy Retrofits	Community Energy Systems	\$ 133,175.94
Campbell River, City of	Maritime Heritage Center Lighting Upgrade	Community Energy Systems	\$ 39,807.00
Campbell River, City of	RCMP Boiler Replacement	Community Energy Systems	\$ 141,655.00
Campbell River, City of	City Hall & Community Center and Sportsplex Transfer Switches	Community Energy Systems	\$ 273,371.03
Campbell River, City of	Marine Foreshore Restoration Project	Drinking Water	\$ 170,917.06
Campbell River, City of	Hwy 19a Improvement Project	Highways	\$ 9,793.75
Campbell River, City of	Greenways Loop Design	Local Roads, Bridges	\$ 1,760.85
Campbell River, City of	Pedestrian Signal Crossings	Local Roads, Bridges	\$ 46,350.59
Campbell River, City of	Infill Sidewalks	Local Roads, Bridges	\$ 83,285.30
Campbell River, City of	Asphalt Overlay-Arterial/Collector Roads	Local Roads, Bridges	\$ 312,904.75
Campbell River, City of	Willis/Petersen Rd Pedestrian Upgrade	Local Roads, Bridges	\$ 77,479.51
Campbell River, City of	Transit Shelters	Public Transit	\$ 34,435.34
Campbell River, City of	Surf Smelt Habitat Restoration	Recreational Infrastructure	\$ 1,113.44
Campbell River, City of	Foreshore Project	Recreational Infrastructure	\$ 20,968.04
Campbell River, City of	Campbellton Viewing Platforms	Recreational Infrastructure	\$ 11,757.50
Campbell River, City of	Maryland Linear and Park Construction	Recreational Infrastructure	\$ 47,367.08
Campbell River, City of	Organics Facility	Solid Waste	\$ 37,240.55
Campbell River, City of	Holly Hills Storm Water Improvements	Waste Water	\$ 69,666.66
Campbell River, City of	Drainage Improvements	Waste Water	\$ 31,653.65
Capital RD	Southern Gulf Islands Cycling and Pedestrian Trail Plan	Capacity Building - ICSP	\$ 81.00
Capital RD	Southern Gulf Islands Food System and Agriculture Strategy	Capacity Building - ICSP	\$ 28,317.00
Capital RD	Shirley/Jordan River and East Sooke OCP Updates	Capacity Building - ICSP	\$ 17,547.00
Capital RD	Regional Pedestrian and Cycling Master plan Implementation Project	Capacity Building - ICSP	\$ 488,919.26
Capital RD	Regional Growth Strategy Transition to Regional Sustainability Strategy	Capacity Building - ICSP	\$ 144,667.06
Capital RD	Lyall Harbour/Boot Cove Money Lake Dam Upgrades	Disaster Mitigation	\$ 11,850.00
Capital RD	Gardom Pond Lower Dam	Disaster Mitigation	\$ 28,215.00
Capital RD	Fire Hydrant for Shirley Fire Service	Drinking Water	\$ 12,140.00
Capital RD	East Sooke Fire Hall Water Upgrade	Drinking Water	\$ 121,508.00
Capital RD	Pender Islands Fire Hall No. 1	Drinking Water	\$ 75,000.00
Capital RD	Willis Point Well Upgrade	Drinking Water	\$ 15,000.00
Capital RD	E&N Rail Trail (West Side Trail)	Local Roads, Bridges	\$ 651,024.00
Capital RD	E & N Rail Trail Phase 2	Local Roads, Bridges	\$ 2,862,155.00
Capital RD	Mayne Island Demo Trail	Local Roads, Bridges	\$ 13,860.00
Capital RD	Butler Trail Expansion	Local Roads, Bridges	\$ 11,500.00
Capital RD	Port Renfrew Tennis Court Upgrade	Recreational Infrastructure	\$ 6,150.00
Capital RD	William Simmons Community Park	Recreational Infrastructure	\$ 44,373.00
Capital RD	Magic Lake Estates Septic System Upgrade	Waste Water	\$ 862.00
Capital RD	Magic Lake Estates Sewerage Treatment Options	Waste Water	\$ 12,519.00
Capital RD	Maliview Sewer System Upgrade	Waste Water	\$ 16,517.00
Cariboo RD	Tatla Lake Hall Enviro Upgrades	Community Energy Systems	\$ 7,490.60
Cariboo RD	Lighting Upgrade FG Comm Hall	Community Energy Systems	\$ 6,293.94
Cariboo RD	Forest Grove VFD Fire Hall Upgrades	Community Energy Systems	\$ 13,923.58
Cariboo RD	Alice Singleton Heritage House Energy Upgrades	Community Energy Systems	\$ 6,126.14

2015 Gas Tax Project List
Projects as Reported by Ultimate Recipients Between January 1, 2015 -December 31, 2015

Ultimate Recipient (Local Government)	Project Title	Investment Category	2015 Gas Tax Funds Reported
Cariboo RD	Mechanical Upgrades Miocene Comm Hall	Community Energy Systems	\$ 13,192.42
Cariboo RD	Doors & Lighting Lone Butte Comm Hall	Community Energy Systems	\$ 6,175.17
Cariboo RD	Kersley VFD Hall Indoor Lighting Upgrades	Community Energy Systems	\$ 12,413.48
Cariboo RD	WL Sportmens Club Energy Upgrades	Community Energy Systems	\$ 9,920.25
Cariboo RD	Anderson Subdivision Watermain Replace	Drinking Water	\$ 223,865.25
Cariboo RD	Well Development for Community Hall	Drinking Water	\$ 32,631.90
Cariboo RD	Enviro Cap upgrades Central Cariboo Recreation	Recreational Infrastructure	\$ 167,000.00
Cariboo RD	Controlled Access at Landfill sites	Solid Waste	\$ 89,472.85
Cariboo RD	2015 Capital Contribution Quesnel Transfer Station	Solid Waste	\$ 75,893.00
Cariboo RD	Roll Off Bins for Transfer Stations	Solid Waste	\$ 8,044.94
Cariboo RD	Power to 100 Mile Landfill	Solid Waste	\$ 32,936.00
Cariboo RD	SC Garbage Totes	Solid Waste	\$ 24,534.46
Castlegar, City of	Universal Water Meter Program	Drinking Water	\$ 202,086.00
Central Coast RD	Walker Island Park Concession Building	Recreational Infrastructure	\$ 45,495.06
Central Coast RD	Thorsen Creek Waste and Recycling	Solid Waste	\$ 46,141.93
Central Kootenay, RD	North Shore Hall Energy Retrofit	Community Energy Systems	\$ 76,588.00
Central Kootenay, RD	Balfour Hall Energy Upgrade	Community Energy Systems	\$ 9,110.50
Central Kootenay, RD	Brilliant Culture Centre Energy Efficiency Upgrade	Community Energy Systems	\$ 71,250.00
Central Kootenay, RD	Creston Valley Community Housing Energy Upgrades	Community Energy Systems	\$ 15,435.00
Central Kootenay, RD	Taghum Hall Energy Retrofit	Community Energy Systems	\$ 16,750.00
Central Kootenay, RD	Castlegar & District Community Complex Hot Water Boiler Upgrade	Community Energy Systems	\$ 30,000.00
Central Kootenay, RD	Burton Academy School Energy Upgrade	Community Energy Systems	\$ 31,605.00
Central Kootenay, RD	Taghum Hall Energy Retrofit 2	Community Energy Systems	\$ 34,000.00
Central Kootenay, RD	Energy Upgrades to Kaslo Community & Emergency Centre	Community Energy Systems	\$ 100,000.00
Central Kootenay, RD	Energy Upgrade at Procter School House Facility	Community Energy Systems	\$ 139,585.00
Central Kootenay, RD	Wynndel Irrigation District SCADA System	Drinking Water	\$ 6,500.00
Central Kootenay, RD	Arrow Creek Water System Upgrade	Drinking Water	\$ 59,656.00
Central Kootenay, RD	Sanca Water System Upgrades	Drinking Water	\$ 28,407.50
Central Kootenay, RD	Ymir Water System Improvements	Drinking Water	\$ 3,682.00
Central Kootenay, RD	Riondel Water Treatment Plant	Drinking Water	\$ 40,000.00
Central Kootenay, RD	Duhamel Water System Improvements	Drinking Water	\$ 7,505.00
Central Kootenay, RD	Highway 3A & Crusher Road Service	Drinking Water	\$ 15,000.00
Central Kootenay, RD	Arrow & Erickson Water Systems	Drinking Water	\$ 20,400.00
Central Kootenay, RD	Water System Upgrade	Drinking Water	\$ 31,250.00
Central Kootenay, RD	UV Water Treatment System Upgrade	Drinking Water	\$ 56,175.00
Central Kootenay, RD	Water System Upgrades - Backup Generator	Drinking Water	\$ 9,793.36
Central Kootenay, RD	Water Systems Upgrades - Waterlines	Drinking Water	\$ 25,000.00
Central Kootenay, RD	Balfour Golf Course Waterline Replacement	Recreational Infrastructure	\$ 2,981.75
Central Kootenay, RD	Crawford Bay Elementary School, Community Performance Space Blackout Drapes	Cultural Infrastructure	\$ 12,791.00
Central Kootenay, RD	Canoe/Kayak Launch Dock	Recreational Infrastructure	\$ 15,000.00
Central Kootenay, RD	West Creston Community Hall Addition	Recreational Infrastructure	\$ 20,000.00
Central Kootenay, RD	Cottonwood Lake Regional Park Shelter Upgrades	Recreational Infrastructure	\$ 25,028.71
Central Kootenay, RD	Ward's Ferry Trail Improvements	Recreational Infrastructure	\$ 37,500.00
Central Kootenay, RD	Prince Charles Secondary School Theatre upgrades	Cultural Infrastructure	\$ 57,000.00
Central Kootenay, RD	North Shore Hall	Recreational Infrastructure	\$ 200,000.00
Central Kootenay, RD	Castlegar Nordic Ski Club Infrastructure Upgrade	Recreational Infrastructure	\$ 7,500.00
Central Kootenay, RD	Morning Mountain MBT Recreational Infrastructure Upgrade	Recreational Infrastructure	\$ 18,750.00
Central Kootenay, RD	Millennium Park Rotary Pavilion	Recreational Infrastructure	\$ 20,000.00
Central Kootenay, RD	Cultural Infrastructure Upgrade	Cultural Infrastructure	\$ 25,000.00
Central Kootenay, RD	Project Signage for Regional Gas Tax Projects	Tourism Infrastructure	\$ 159.01
Central Okanagan, RD of	Ellison Firehall Facility Assessment	Capacity Building - AM	\$ 915.89

2015 Gas Tax Project List
Projects as Reported by Ultimate Recipients Between January 1, 2015 -December 31, 2015

Ultimate Recipient (Local Government)	Project Title	Investment Category	2015 Gas Tax Funds Reported
Central Okanagan, RD of	Wilson's Landing Facility Assessment	Capacity Building - AM	\$ 915.89
Central Okanagan, RD of	Eastside Parks Facility Assessment	Capacity Building - AM	\$ 976.55
Central Okanagan, RD of	Westside Parks Facility Assessment	Capacity Building - AM	\$ 976.55
Central Okanagan, RD of	Ellison Hall Facility Assessment	Capacity Building - AM	\$ 976.95
Central Okanagan, RD of	Joe Rich Community Hall Facility Assessment	Capacity Building - AM	\$ 976.95
Central Okanagan, RD of	Joe Rich Firehalls Facility Assessment	Capacity Building - AM	\$ 1,831.78
Central Okanagan, RD of	North Westside Firehall Facility Assessment	Capacity Building - AM	\$ 2,137.07
Central Okanagan, RD of	Regional Household Travel Survey and Analysis	Capacity Building - ICSP	\$ 11,740.00
Central Okanagan, RD of	Regional Growth Strategy Update	Capacity Building - ICSP	\$ 2,095.00
Central Okanagan, RD of	Air Quality Management	Capacity Building - ICSP	\$ 38,000.00
Central Okanagan, RD of	Killiney Beach Water - Water System Improvement Plan - Filtration	Capacity Building - ICSP	\$ 9,279.39
Central Okanagan, RD of	Ellison Fire Hall - Natural Gas Conversion	Community Energy Systems	\$ 9,367.08
Central Okanagan, RD of	Ellison Fire Hall - Attic Sprinkler Replacement	Community Energy Systems	\$ 8,285.89
Central Okanagan, RD of	Wilson's Landing Hot Water System	Community Energy Systems	\$ 3,466.19
Central Okanagan, RD of	Wilson's Landing LED Lighting	Community Energy Systems	\$ 5,000.00
Central Okanagan, RD of	North Westside Firehall Heating	Community Energy Systems	\$ 20,000.00
Central Okanagan, RD of	Falcon Ridge Water - Preliminary Engineering for Additional Reservoir	Drinking Water	\$ 9,475.95
Central Okanagan, RD of	Joe Rich Fire Hall Hwy 33 Hall - Cisterns	Drinking Water	\$ 33,394.37
Central Okanagan, RD of	Falcon Ridge Water - Infiltration Gallery	Drinking Water	\$ 17,936.65
Central Okanagan, RD of	Westshore System Improvements System	Capacity Building - ICSP	\$ 9,279.36
Central Okanagan, RD of	Westshore Water Design & Engineering of new Upper Reservoir	Drinking Water	\$ 15,213.03
Central Okanagan, RD of	Trepanier Filtration Equipment	Drinking Water	\$ 2,339.16
Central Okanagan, RD of	Westshore Water Sodium Hypochlorite System	Drinking Water	\$ 10,000.00
Central Okanagan, RD of	Killiney Beach Water - Design & Engineering for System Improvements	Drinking Water	\$ 47,383.24
Central Okanagan, RD of	Westshore Estate Community Infrastructure Upgrades	Recreational Infrastructure	\$ 7,335.16
Central Okanagan, RD of	Westshore Estate Community Electrical Service Installation	Recreational Infrastructure	\$ 12,035.58
Central Okanagan, RD of	Joe Rich Community Hall Washroom	Recreational Infrastructure	\$ 20,000.00
Central Okanagan, RD of	Eastside Park - Goudie Road Park	Recreational Infrastructure	\$ 67,447.51
Central Okanagan, RD of	Eastside Park - Joe Rich Community Park	Recreational Infrastructure	\$ 71,775.52
Central Okanagan, RD of	North Westside Firehall Washroom	Waste Water	\$ 21,108.00
Central Saanich, District of	Traffic Signal Upgrades	Local Roads, Bridges	\$ 64,362.70
Central Saanich, District of	Extension of Wallace Drive Bike Lanes	Local Roads, Bridges	\$ 150,000.00
Central Saanich, District of	Peggy Ann-Sluggett Erosion control and Channel Improvements	Waste Water	\$ 15,370.89
Central Saanich, District of	Storm Water Control & Storage Adam Kerr	Waste Water	\$ 25,949.71
Chase, Village of	Community Hall Furnace Replacement	Cultural Infrastructure	\$ 10,000.00
Chase, Village of	Parks Irrigation System	Recreational Infrastructure	\$ 12,000.00
Chase, Village of	Arena Lighting Project	Recreational Infrastructure	\$ 22,854.00
Chetwynd, District of	Variable Frequency Drive	Drinking Water	\$ 22,437.78
Chetwynd, District of	Ultrasonics Installation	Drinking Water	\$ 16,460.58
Chetwynd, District of	Lift Station	Waste Water	\$ 42,130.32
Chilliwack, City of	Community Planning	Capacity Building - ICSP	\$ 38,906.00
Chilliwack, City of	Rehabilitation of Roads and Cycling Lanes	Local Roads, Bridges	\$ 1,124,000.00
Chilliwack, City of	Transit Facilities	Public Transit	\$ 24,317.83
Chilliwack, City of	Bailey Landfill Gas Extraction System	Solid Waste	\$ 3,564,094.69
Clearwater, District of	Biomass Heating Project	Community Energy Systems	\$ 165,357.51
Clearwater, District of	SCADA System	Drinking Water	\$ 44,433.13
Clearwater, District of	Septage Receiving Facility	Solid Waste	\$ 25,000.00
Clearwater, District of	SCADA System - Sewer	Waste Water	\$ 12,532.42
Clinton, Village of	Village Office HVAC System Replacement	Community Energy Systems	\$ 70,540.75
Clinton, Village of	Water Supply Improvements Project	Drinking Water	\$ 156,284.62
Coldstream, District of	Parks Master Plan	Capacity Building - Infra Plan	\$ 16,449.66

2015 Gas Tax Project List
Projects as Reported by Ultimate Recipients Between January 1, 2015 -December 31, 2015

Ultimate Recipient (Local Government)	Project Title	Investment Category	2015 Gas Tax Funds Reported
Coldstream, District of	Kidston Multi Use Pathway Phase 2	Local Roads, Bridges	\$ 68,627.07
Coldstream, District of	Learmouth Road - Multi Use Path	Local Roads, Bridges	\$ 256,874.61
Coldstream, District of	Kidston Multi Use Pathway Phase 3	Local Roads, Bridges	\$ 429,463.18
Coldstream, District of	Coldstream Creek Multi Use Path Ph 1	Local Roads, Bridges	\$ 68,560.47
Coldstream, District of	Coldstream Creek Intercepted Groundwater	Waste Water	\$ 4,705.84
Columbia-Shuswap RD	Asset Management Project	Capacity Building - AM	\$ 53,155.81
Columbia-Shuswap RD	ICSP: Gardon Lake Water Quality	Capacity Building - ICSP	\$ 248.59
Columbia-Shuswap RD	Shuswap Watershed Water Quality Program (SWWQP)	Capacity Building - ICSP	\$ 135,702.88
Columbia-Shuswap RD	Regional Trail Management Strategy	Capacity Building - ICSP	\$ 12,330.68
Columbia-Shuswap RD	Gardom Lake Management Plan	Capacity Building - ICSP	\$ 38,710.76
Columbia-Shuswap RD	Notch Hill Town Hall Upgrades 1	Community Energy Systems	\$ 10,752.63
Columbia-Shuswap RD	Notch Hill Town Hall Upgrades 2	Community Energy Systems	\$ 2,188.24
Columbia-Shuswap RD	Malakwa Firehall Energy Efficient Upgrades	Community Energy Systems	\$ 2,469.79
Columbia-Shuswap RD	Sunnybrae Community Hall Energy Efficient Upgrades	Community Energy Systems	\$ 23,117.54
Columbia-Shuswap RD	Carlin Community Hall Energy Efficient Upgrades	Community Energy Systems	\$ 24,137.74
Columbia-Shuswap RD	Golden Search and Rescue Energy Efficient Upgrades	Community Energy Systems	\$ 7,533.41
Columbia-Shuswap RD	Swansea Point Firehall Energy Efficient Upgrades	Community Energy Systems	\$ 10,806.12
Columbia-Shuswap RD	White Lake Fire Hall Energy Efficient Upgrades	Community Energy Systems	\$ 7,910.08
Columbia-Shuswap RD	Administration Building Energy Efficient Upgrades	Community Energy Systems	\$ 228,231.83
Columbia-Shuswap RD	Falkland Community Hall Energy Efficient Upgrades	Community Energy Systems	\$ 22,794.44
Columbia-Shuswap RD	Cedar Heights Community Centre Energy Efficient Upgrades	Community Energy Systems	\$ 13,714.63
Columbia-Shuswap RD	Falkland & District Curling Club Energy Efficient Upgrades	Community Energy Systems	\$ 29,622.06
Columbia-Shuswap RD	Sorrento Memorial Hall Energy Efficient Upgrades	Community Energy Systems	\$ 28,014.34
Columbia-Shuswap RD	Area F Firehall Energy Efficient Upgrades	Community Energy Systems	\$ 10,590.52
Columbia-Shuswap RD	Parallel Rd Trail Area C	Local Roads, Bridges	\$ 13,604.05
Columbia-Shuswap RD	Parallel Road Trail Area D	Local Roads, Bridges	\$ 54,882.62
Columbia-Shuswap RD	Syme Bridge Replacement	Local Roads, Bridges	\$ 108,061.24
Columbia-Shuswap RD	Area E Parks Playground Equipment	Recreational Infrastructure	\$ 26,720.09
Columbia-Shuswap RD	Area A Parks Playground Equipment	Recreational Infrastructure	\$ 28,591.13
Columbia-Shuswap RD	Sicamous Curling Club Equipment Replacement	Recreational Infrastructure	\$ 12,475.67
Colwood, City of	Fibre Optic Installation	Broadband Connectivity	\$ 4,570.48
Colwood, City of	Special Project: Ocean Boulevard Pump Station Protection	Capacity Building - Infra Plan	\$ 24,367.75
Colwood, City of	Special Project: Bridges	Local Roads, Bridges	\$ 1,073.88
Colwood, City of	Traffic Signal UPS	Local Roads, Bridges	\$ 13,120.00
Colwood, City of	Speed Reader Board	Local Roads, Bridges	\$ 16,384.26
Colwood, City of	Metchosin Rd Transportation Upgrades	Local Roads, Bridges	\$ 20,360.69
Colwood, City of	Pergola Installation	Recreational Infrastructure	\$ 54,558.92
Colwood, City of	Special Project: Risk Mitigation	Recreational Infrastructure	\$ 304.62
Colwood, City of	Wayfinding Signage	Tourism Infrastructure	\$ 16,370.66
Colwood, City of	Welcome to Colwood Sign	Tourism Infrastructure	\$ 5,495.00
Colwood, City of	Sewage Treatment and Resource Recovery	Waste Water	\$ 165,761.00
Comox Valley RD	Comox Valley Sustainability Strategies (CVSS)-Implementation Phase	Capacity Building - ICSP	\$ 2,250.00
Comox Valley RD	Food Environment Economic Development (FEED) Comox Valley Project	Capacity Building - ICSP	\$ 20,000.00
Comox Valley RD	Storm/Rain Water Management Project	Capacity Building - ICSP	\$ 23,215.72
Comox Valley RD	Electoral Areas Master Sewer Strategy (South Region)	Capacity Building - Infra Plan	\$ 511,729.41
Comox Valley RD	Comox Valley Watershed Project	Disaster Mitigation	\$ 25,000.00
Comox Valley RD	Black Creek/Oyster Bay Water Treatment Project (Ultra violet)	Drinking Water	\$ 190,149.83
Comox Valley RD	Denman Island Parnell Water Local Service Area Project	Drinking Water	\$ 65,568.50
Comox Valley RD	Comox Valley Regional Water Supply Strategy	Drinking Water	\$ 27,664.72
Comox Valley RD	Denman Cross Island Greenway and Trail Project	Local Roads, Bridges	\$ 20,946.30

2015 Gas Tax Project List
Projects as Reported by Ultimate Recipients Between January 1, 2015 -December 31, 2015

Ultimate Recipient (Local Government)	Project Title	Investment Category	2015 Gas Tax Funds Reported
Comox Valley RD	Comox Valley Sustainability Strategies (CVSS)-Implementation Phase-Bike	Public Transit	\$ 3,935.09
Comox Valley RD	Jackson Drive Sewer Upgrade	Waste Water	\$ 6,393.08
Comox, Town of	Wallace Road Sidewalk	Local Roads, Bridges	\$ 15,857.00
Comox, Town of	Torrence Road Sidewalk	Local Roads, Bridges	\$ 21,457.00
Comox, Town of	Nootka St - Salish Pk Greenway	Local Roads, Bridges	\$ 35,233.00
Comox, Town of	Brooklyn Creek Habitat Restoration	Waste Water	\$ 24,060.00
Coquitlam, City of	Wifi in City Parks	Broadband Connectivity	\$ 23,080.97
Coquitlam, City of	Overhead Street Signs	Local Roads, Bridges	\$ 4,566.68
Coquitlam, City of	Operations and Safety Improvement Program	Local Roads, Bridges	\$ 43,073.68
Coquitlam, City of	Alouette Playground	Recreational Infrastructure	\$ 100,000.00
Coquitlam, City of	Blue Mountain Spray Deck Resurfacing	Recreational Infrastructure	\$ 69,633.26
Courtenay, City of	Water Study	Capacity Building - AM	\$ 36,700.00
Courtenay, City of	Museum-HVAC Upgrades	Community Energy Systems	\$ 189,083.79
Courtenay, City of	Filberg Centre-Air Curtain	Cultural Infrastructure	\$ 3,544.17
Courtenay, City of	Watermain Replacement Project 1	Drinking Water	\$ 68,453.00
Courtenay, City of	Watermain Replacement Project 2	Drinking Water	\$ 59,253.00
Courtenay, City of	Watermain Replacement Project 3	Drinking Water	\$ 100,719.00
Courtenay, City of	Phase 4, Rail to Trail Project: 21st Street to 26th	Local Roads, Bridges	\$ 48,492.00
Courtenay, City of	Phase 5, Rail to Trail Project: 21st Street to 26th	Local Roads, Bridges	\$ 110,625.00
Courtenay, City of	Paving - Road-Re-Surface Program 1	Local Roads, Bridges	\$ 342,558.00
Courtenay, City of	Paving - Road-Re-Surface Program 2	Local Roads, Bridges	\$ 328,149.57
Courtenay, City of	Purchase of Aquadams and Trailer	Local Roads, Bridges	\$ 39,870.00
Cowichan Valley, RD	Cowichan Basin Water Management Plan Implementation Project Phase 2	Capacity Building - ICSP	\$ 53,689.00
Cowichan Valley, RD	Regional Sustainability and Climate Action Plan	Capacity Building - ICSP	\$ 71,204.00
Cowichan Valley, RD	Elsie Miles School Energy Efficiency Retrofit Project	Community Energy Systems	\$ 75,000.00
Cowichan Valley, RD	SLCC - Heating/Cooling System Upgrade	Community Energy Systems	\$ 65,425.00
Cowichan Valley, RD	2014 Cowichan River Floodworks Project	Disaster Mitigation	\$ 68,195.20
Cowichan Valley, RD	Shellwood Water System Upgrades	Drinking Water	\$ 284,175.50
Cowichan Valley, RD	Carlton Water System Upgrades	Drinking Water	\$ 54,428.34
Cowichan Valley, RD	Dogwood Ridge Water System Upgrade	Drinking Water	\$ 52,692.50
Cowichan Valley, RD	Honeymoon Bay Water New Well	Drinking Water	\$ 23,000.00
Cowichan Valley, RD	Cobble Hill Hall Upgrades	Recreational Infrastructure	\$ 78,906.29
Cowichan Valley, RD	Thetis Island Recycling Depot Baler & Glass Crusher	Solid Waste	\$ 10,041.32
Cowichan Valley, RD	Cobble Hill Wastewater Amalgamation and Wastewater Effluent Re-use Project	Waste Water	\$ 3,532.00
Cowichan Valley, RD	Community Parks Area C - Purple Pipe	Waste Water	\$ 10,260.76
Cowichan Valley, RD	Shawnigan Beach Estates Sewer System - Treatment Upgrades	Waste Water	\$ 24,619.00
Cowichan Valley, RD	Maple Hill Sewer Upgrades	Waste Water	\$ 17,000.00
Cowichan Valley, RD	Sentinel Ridge Sewer - Control Upgrades	Waste Water	\$ 6,750.00
Cowichan Valley, RD	Lambourn Estates Sewer - Control Upgrades	Waste Water	\$ 6,750.00
Cowichan Valley, RD	Arbutus Mountain Sewer - Control Upgrades	Waste Water	\$ 6,750.00
Cranbrook, City of	LED Streetlight Replacement project	Community Energy Systems	\$ 404,700.76
Cranbrook, City of	Joseph Creek Bank Stabilization	Local Roads, Bridges	\$ 27,666.37
Cranbrook, City of	2015 Road Program - Sidewalks	Local Roads, Bridges	\$ 100,000.00
Cranbrook, City of	2015 Road Program - Storm Sewer Replacement	Waste Water	\$ 121,177.66
Creston, Town of	Official Community Plan	Capacity Building - ICSP	\$ 31,643.48
Creston, Town of	Pine Street Intersection	Local Roads, Bridges	\$ 100,000.00
Creston, Town of	Road Restoration Program	Local Roads, Bridges	\$ 94,830.20
Cumberland, Village of	Update Rezoning Bylaw to align with OCP	Capacity Building - ICSP	\$ 65,447.19
Cumberland, Village of	Liquid Waste Management Plan	Capacity Building - Infra Plan	\$ 24,688.65
Cumberland, Village of	Watershed Management Plan	Capacity Building - Infra Plan	\$ 7,990.10
Cumberland, Village of	Green House Gas Facility Retrofits	Community Energy Systems	\$ 10,500.00

2015 Gas Tax Project List
Projects as Reported by Ultimate Recipients Between January 1, 2015 -December 31, 2015

Ultimate Recipient (Local Government)	Project Title	Investment Category	2015 Gas Tax Funds Reported
Cumberland, Village of	Comox Lake Road Slope Stabilization Infrastructure Project	Local Roads, Bridges	\$ 308,000.00
Cumberland, Village of	Dunsmuir Corridor Inflow & Infiltration Infrastructure Project	Waste Water	\$ 18,300.00
Dawson Creek, City of	Energy Upgrades to RCMP Station	Community Energy Systems	\$ 44,023.88
Dawson Creek, City of	Roads, Streets Lanes	Local Roads, Bridges	\$ 185,247.71
Dawson Creek, City of	Sidewalks Project 1	Local Roads, Bridges	\$ 112,780.02
Dawson Creek, City of	Sidewalks Project 2	Local Roads, Bridges	\$ 138,634.33
Delta, District of	North Delta Recreation Centre Expansion	Recreational Infrastructure	\$ 340,000.00
Duncan, City of	Roads Capital Management Plan	Capacity Building - Infra Plan	\$ 36,744.38
Duncan, City of	City Hall Heating & Cooling System - Phase 2	Community Energy Systems	\$ 42,245.64
Duncan, City of	Firehall Seismic Upgrade	Disaster Mitigation	\$ 220,000.00
Duncan, City of	Canada/Trunk Traffic Calming & Intersection Upgrades	Local Roads, Bridges	\$ 4,967.50
Duncan, City of	Duncan Street Crosswalk	Local Roads, Bridges	\$ 3,690.75
Duncan, City of	Government Street Bike Lanes	Local Roads, Bridges	\$ 95,935.75
Duncan, City of	Canada/Ingram Intersection Upgrade	Local Roads, Bridges	\$ 156,000.00
Duncan, City of	Ramp to City Dike	Local Roads, Bridges	\$ 17,288.36
East Kootenay, RD of	Fairmont Creek Flood Mitigation	Disaster Mitigation	\$ 71,222.00
East Kootenay, RD of	Windermere/TimberRidge Bulk Water	Drinking Water	\$ 251,392.00
East Kootenay, RD of	Tie Lake Cattle Fencing	Drinking Water	\$ 10,000.00
East Kootenay, RD of	Edgewater Water Main Upgrade	Drinking Water	\$ 300,000.00
East Kootenay, RD of	West Fernie Servicing & Restructure	Drinking Water	\$ 30,000.00
East Kootenay, RD of	North Star Rails to Trails	Recreational Infrastructure	\$ 23,000.00
Elkford, District of	Pool-Mechanical High Efficiency Upgrade	Recreational Infrastructure	\$ 200,000.00
Enderby, City of	Arena Chiller Replacement	Recreational Infrastructure	\$ 45,684.32
Enderby, City of	Regent Avenue Lift Station Upgrade	Waste Water	\$ 25,118.94
Esquimalt, Township of	Admirals Road Corridor Improvements	Local Roads, Bridges	\$ 2,524,944
Esquimalt, Township of	Colville/Hutchinson Intersection Upgrade	Local Roads, Bridges	\$ 1,423
Esquimalt, Township of	Upgrade Traffic Signals at Old Esquimalt Rd/Lampson St/Head St Intersection	Local Roads, Bridges	\$ 2,893
Esquimalt, Township of	Construction of New Accessibility Ramps	Local Roads, Bridges	\$ 3,970
Esquimalt, Township of	New Sidewalk Construction Program	Local Roads, Bridges	\$ 40,119
Esquimalt, Township of	Sidewalk Improvement Program	Local Roads, Bridges	\$ 16,253
Esquimalt, Township of	Catch Basin Replacement Program	Waste Water	\$ 37,940
Esquimalt, Township of	Manhole Separation Program	Waste Water	\$ 43,917
Fernie, City of	Elk River Water Quality Protection through Fernie Outfall Improvements	Waste Water	\$ 652,800.00
Fort St. James, District of	Road Rehabilitation: Base preparation & hot mix asphalt patching	Local Roads, Bridges	\$ 26,683.02
Fort St. James, District of	Paving Lakeshore Drive/Stones Bay Road Overlay	Local Roads, Bridges	\$ 75,000.00
Fort St. John, City of	Sidewalks 112 Ave (90 St - 93 St)	Local Roads, Bridges	\$ 13,282.81
Fort St. John, City of	Sidewalks 93 St (96 Ave - 100 Ave)	Local Roads, Bridges	\$ 240,624.48
Fort St. John, City of	Sidewalks 115 Ave (89A St - 93 St) Sidewalks	Local Roads, Bridges	\$ 143,588.01
Fort St. John, City of	Sidewalks 86 St (89 Ave - 92 Ave)	Local Roads, Bridges	\$ 218,984.68
Fort St. John, City of	Pedestrian Controlled Crosswalks	Local Roads, Bridges	\$ 120,160.00
Fort St. John, City of	Recycling Carts	Solid Waste	\$ 511,856.94
Fort St. John, City of	Micro-Hydro Construction	Waste Water	\$ 798,730.40
Fraser Lake, Village of	Commercial Water Meters	Drinking Water	\$ 24,845.37
Fraser Lake, Village of	Airport Upgrades	Regional and Local Airports	\$ 19,483.79
Fraser Valley RD	GAP Analysis Project	Capacity Building - Infra Plan	\$ 137,849.53
Fraser Valley RD	Electoral Area Sewer Systems Project Phase 2: Gap Analysis	Capacity Building - Infra Plan	\$ 373,972.00
Fraser Valley RD	Sampling Station - Bell Acres	Drinking Water	\$ 1,675.00
Fraser Valley RD	Reservoir Project - Deroche	Drinking Water	\$ 113,788.00
Fraser Valley RD	Reservoir Project - North Bend	Drinking Water	\$ 13,037.00
Fraser Valley RD	Air Release Valve - Yale	Drinking Water	\$ 1,990.00
Fraser Valley RD	Reservoir Project - Morris Valley	Drinking Water	\$ 39,832.00

2015 Gas Tax Project List
Projects as Reported by Ultimate Recipients Between January 1, 2015 -December 31, 2015

Ultimate Recipient (Local Government)	Project Title	Investment Category	2015 Gas Tax Funds Reported
Fraser Valley RD	Reservoir Project - Hatzik Prairie	Drinking Water	\$ 16,380.00
Fraser Valley RD	Sampling Station - Dewdney	Drinking Water	\$ 1,500.00
Fraser Valley RD	Sampling Station - Lake Errock	Drinking Water	\$ 1,497.00
Fraser Valley RD	Reservoir Project - Boston Bar	Drinking Water	\$ 13,037.00
Fraser Valley RD	Reservoir Project - Cultus Lake	Drinking Water	\$ 88,012.40
Fraser-Fort George, RD of	Buckhorn Fire Hall Energy Efficient Upgrades	Community Energy Systems	\$ 10,882.82
Fraser-Fort George, RD of	Azu Water System	Drinking Water	\$ 10,227.52
Fraser-Fort George, RD of	Bear Lake Water System Upgrades	Drinking Water	\$ 154,411.41
Fraser-Fort George, RD of	Robson Valley Rec Centre Circulating Pumps	Recreational Infrastructure	\$ 46,000.00
Fraser-Fort George, RD of	Canoe Valley Rec Centre Condenser	Recreational Infrastructure	\$ 115,709.80
Fruitvale, Village of	Bluebird Road Upgrade	Local Roads, Bridges	\$ 34,000.00
Fruitvale, Village of	Sewage Treatment Plant Upgrades	Waste Water	\$ 666,993.95
Fruitvale, Village of	Sewage Treatment Plant Upgrades Phase 2	Waste Water	\$ 117,215.54
Fruitvale, Village of	Kootenay Avenue Drainage Improvements	Waste Water	\$ 59,000.00
Gibsons, Town of	Aquifer Protection - Monitoring & Communication	Capacity Building - Infra Plan	\$ 24,758.86
Gibsons, Town of	Cross Connection Control Device Testing	Drinking Water	\$ 12,011.45
Gibsons, Town of	Water System Operational Review	Drinking Water	\$ 61,402.50
Gibsons, Town of	SCADA Improvements - Water system	Drinking Water	\$ 181,692.64
Gibsons, Town of	School Road Watermain Replacement	Drinking Water	\$ 31,395.44
Gold River, Village of	Complete Streetlight Head Replacement Project to LED	Community Energy Systems	\$ 39,579.09
Gold River, Village of	Commercial Water Meter Replacement Program	Drinking Water	\$ 28,121.27
Golden, Town of	Annual Sidewalk Renewal	Local Roads, Bridges	\$ 87,524.43
Golden, Town of	Road rehabilitation	Local Roads, Bridges	\$ 112,000.00
Golden, Town of	Pathway Paving (Pedestrian Bridge to 8th Avenue South)	Local Roads, Bridges	\$ 12,749.43
Grand Forks, City of	Universal Water Metering	Drinking Water	\$ 291,491.04
Granisle, Village of	Information Centre Heat and Hot Water Upgrades	Tourism Infrastructure	\$ 8,605.00
Greenwood, City of	City Hall Furnace Replacement (1902 Courthouse)	Community Energy Systems	\$ 115,000
Highlands, District of	Energy/Mechanical System Upgrades in East Fire Hall	Community Energy Systems	\$ 200,000.00
Houston, District of	Houston Transition - Integrated Community Sustainability Planning	Capacity Building - ICSP	\$ 4,656.00
Houston, District of	District of Houston Water Treatment Facility	Drinking Water	\$ 958,297.58
Hudson's Hope, District of	Valve Insertion	Drinking Water	\$ 365,375.86
Invermere, District of	Imagine Invermere OCP Project	Capacity Building - ICSP	\$ 169,389.27
Kamloops, City of	Trophy Court Gully rehabilitation	Disaster Mitigation	\$ 266,312.53
Kamloops, City of	Universal Water Meters	Drinking Water	\$ 376,662.17
Kamloops, City of	Collector Road Sidewalk Construction	Local Roads, Bridges	\$ 208,706.76
Kamloops, City of	Active Transportation Infrastructure	Local Roads, Bridges	\$ 385,478.00
Kamloops, City of	Todd Road Pedestrian Upgrade	Local Roads, Bridges	\$ 1,546.00
Kamloops, City of	Traffic Signal - 11th & Columbia	Local Roads, Bridges	\$ 146,957.95
Kamloops, City of	Active Transportation Infrastructure	Local Roads, Bridges	\$ 380.00
Kamloops, City of	Transportation Safety Program	Local Roads, Bridges	\$ 49,755.00
Kamloops, City of	Overlander Bridge Rehabilitation	Local Roads, Bridges	\$ 154,286.00
Kamloops, City of	Westsyde Community Center Pool	Recreational Infrastructure	\$ 66,712.00
Kamloops, City of	Spinghill drainage upgrades	Waste Water	\$ 126,172.55
Kamloops, City of	6th Ave. Drainage Upgrades	Waste Water	\$ 48,740.94
Kamloops, City of	Strathcona Drainage Upgrades	Waste Water	\$ 166,197.69
Kaslo, Village of	Liquid Waste Management Plan Stage 2	Capacity Building - ICSP	\$ 23,578.92
Kaslo, Village of	Water Treatment Plant Controls Replacement	Drinking Water	\$ 46,330.68
Kelowna, City of	Asset Management Plan	Capacity Building - AM	\$ 1,447.34
Kelowna, City of	Long Term Corporate Capital Plan (1223-03)	Capacity Building - Infra Plan	\$ 105,157.35
Kelowna, City of	Carbon Corporate Energy Plan	Capacity Building - Infra Plan	\$ 3,359.20
Kelowna, City of	Dilworth Multi Use Corridor	Local Roads, Bridges	\$ 27,522.61

2015 Gas Tax Project List
Projects as Reported by Ultimate Recipients Between January 1, 2015 -December 31, 2015

Ultimate Recipient (Local Government)	Project Title	Investment Category	2015 Gas Tax Funds Reported
Kelowna, City of	Gordon Drive Improvements	Local Roads, Bridges	\$ 92.00
Kelowna, City of	Lakeshore Multi Use Pathway	Local Roads, Bridges	\$ 79,260.76
Kelowna, City of	Rails with Trails Corridor (Spall to Dilworth)	Local Roads, Bridges	\$ 147,312.36
Kelowna, City of	Bicycle Network Construction	Local Roads, Bridges	\$ 302,792.90
Kelowna, City of	Sidewalk Network	Local Roads, Bridges	\$ 304,777.21
Kelowna, City of	Bernard Avenue Revitalization	Local Roads, Bridges	\$ 9,398.72
Kelowna, City of	Major Safety Projects	Local Roads, Bridges	\$ 288,685.00
Kelowna, City of	Roads Resurfacing	Local Roads, Bridges	\$ 966,125.00
Kelowna, City of	John Hindle Drive Improvements (2,3,4)	Local Roads, Bridges	\$ 136,917.35
Kelowna, City of	Ethel 2 DCC (Bernard-Cawston), Active Transportation Corridor	Local Roads, Bridges	\$ 57,006.66
Kelowna, City of	Alternate Hwy 97 Multi-use Pathway Access to UBC Campus	Local Roads, Bridges	\$ 38,160.89
Kelowna, City of	Lakeshore 1 DCC (Dehart - McClure), Road	Local Roads, Bridges	\$ 396,700.00
Kelowna, City of	Ethel 1 DCC (Harvey-Bernard), Active Transportation Corridor	Local Roads, Bridges	\$ 1,165,500.00
Kelowna, City of	Lakeshore 1 DCC (Dehart - McClure), Active Transportation Corridor	Local Roads, Bridges	\$ 226,122.73
Kelowna, City of	Gordon Drive Frequent Transit Service	Public Transit	\$ 19,491.15
Kelowna, City of	Hwy 97 Westside Interchange Bus Pull Outs	Public Transit	\$ 14,141.99
Kelowna, City of	Transit - New Equipment	Public Transit	\$ 112,760.00
Kelowna, City of	Transit Exchange - Rutland Center	Public Transit	\$ 399,999.00
Kitimat-Stikine, RD of	Two Mile Water/Sewer Master Plan project	Capacity Building - Infra Plan	\$ 1,670.00
Kitimat-Stikine, RD of	South Hazelton Water System - Weir Project	Drinking Water	\$ 35,113.00
Kitimat-Stikine, RD of	Iskut-Chief Louie Arena	Recreational Infrastructure	\$ 50,000.00
Kitimat-Stikine, RD of	Whiskey Jacks Archery Facility	Recreational Infrastructure	\$ 17,005.00
Kitimat-Stikine, RD of	Kispiox Community Centre water treatment system and facility upgrades	Recreational Infrastructure	\$ 41,813.00
Kitimat-Stikine, RD of	Foreceman Ridge Landfill, Hazelton Landfill, Thornhill Transfer Station, Kitwanga Transfer	Solid Waste	\$ 3,507,933.37
Kitimat-Stikine, RD of	Thornhill Core Sewer	Waste Water	\$ 900,000.00
Kitimat, District of	Road Reconstruction	Local Roads, Bridges	\$ 775,000.00
Kootenay-Boundary, RD of	Kettle River Watershed Study	Capacity Building - ICSP	\$ 20,174.84
Kootenay-Boundary, RD of	Rivervale LED Street Lighting	Community Energy Systems	\$ 14,417.00
Kootenay-Boundary, RD of	Hardy Mountain Doukhobor Village Improvements	Cultural Infrastructure	\$ 38,165.19
Kootenay-Boundary, RD of	Replacement of "Zee" Bricks on the Museum	Cultural Infrastructure	\$ 6,000.00
Kootenay-Boundary, RD of	Oasis Imp. District - Water Well	Drinking Water	\$ 8,668.00
Kootenay-Boundary, RD of	Christina Lake Riparian and Wetland Demonstration Site and Native Plant Nursery	Drinking Water	\$ 32,072.33
Kootenay-Boundary, RD of	Outdoor class room and a weather shelter for children before and after school	Recreational Infrastructure	\$ 27,660.00
Kootenay-Boundary, RD of	Major Upgrade to its Ski Trail Infrastructure	Recreational Infrastructure	\$ 7,500.00
Kootenay-Boundary, RD of	Air System for Hall	Recreational Infrastructure	\$ 12,750.00
Kootenay-Boundary, RD of	Trans-Canada Trail Upgrades	Recreational Infrastructure	\$ 22,180.57
Kootenay-Boundary, RD of	Tourist Trail Information Sign at Village Centre at Big White Mountain Community	Recreational Infrastructure	\$ 2,085.70
Kootenay-Boundary, RD of	Christina Lake Pickleball court and Bike bump-pump park	Recreational Infrastructure	\$ 53,949.21
Kootenay-Boundary, RD of	Upgrading Irrigation System for Field, Campground, and Arena	Recreational Infrastructure	\$ 20,866.89
Kootenay-Boundary, RD of	Grand Forks Arena LED Light Upgrade	Recreational Infrastructure	\$ 40,000.00
Kootenay-Boundary, RD of	Grand Forks Spray Park	Recreational Infrastructure	\$ 25,000.00
Kootenay-Boundary, RD of	Replacing Snow Cat for grooming ski trails	Recreational Infrastructure	\$ 10,000.00
Kootenay-Boundary, RD of	Installation of Electric Vehicle Charging Stations at the Kettle River Museum	Tourism Infrastructure	\$ 2,173.11
Kootenay-Boundary, RD of	Installation of Electric Vehicle Charging Stations at the Greenwood Museum	Tourism Infrastructure	\$ 2,527.56
Kootenay-Boundary, RD of	Christina Lake Solar Aquatic System Upgrades	Waste Water	\$ 988.00
Kootenay-Boundary, RD of	Rivervale-Oasis Sewer Utility Flow Meters	Waste Water	\$ 90,000.00
Ladysmith, Town of	Stz'uminus First Nation: Cooperation Protocol Implementation	Capacity Building - ICSP	\$ 2,705.38
Ladysmith, Town of	Parks, Recreation & Culture Master Plan	Capacity Building - Infra Plan	\$ 10,776.85
Ladysmith, Town of	Pavement Management Plan	Capacity Building - Infra Plan	\$ 51,360.54
Ladysmith, Town of	Gatacre Storm Replacement	Local Roads, Bridges	\$ 40,483.71
Ladysmith, Town of	Transfer Beach Playground	Recreational Infrastructure	\$ 40,000.00

2015 Gas Tax Project List
Projects as Reported by Ultimate Recipients Between January 1, 2015 -December 31, 2015

Ultimate Recipient (Local Government)	Project Title	Investment Category	2015 Gas Tax Funds Reported
Ladysmith, Town of	Downtown Garbage Bins	Solid Waste	\$ 40,856.69
Ladysmith, Town of	Culvert replacement - golf course	Waste Water	\$ 115,884.62
Ladysmith, Town of	Waste Water Treatment Plant Phase 3	Waste Water	\$ 1,824,660.66
Lake Country, District of	Arena Floor Replacement	Sport Infrastructure	\$ 500,000.00
Lake Cowichan, Town of	Integrated Urban Drainage Management Plan	Capacity Building - Infra Plan	\$ 29,114.01
Lake Cowichan, Town of	Upgrade of the Wastewater Treatment Plant - Phase One	Waste Water	\$ 1,148,520.00
Langford, City of	Asset Management Plan	Capacity Building - AM	\$ 100,000.00
Langford, City of	LED Upgrades - Streetlights	Community Energy Systems	\$ 15,805.00
Langford, City of	Langford Heritage Branch Library	Cultural Infrastructure	\$ 268,819.00
Langford, City of	Bike/Trail Network	Local Roads, Bridges	\$ 187,420.00
Langford, City of	Atkins Avenue Bike Lanes	Local Roads, Bridges	\$ 37,924.00
Langford, City of	Leigh Road Upgrades	Local Roads, Bridges	\$ 260,000.00
Langford, City of	Sidewalks Project 1	Local Roads, Bridges	\$ 38,189.06
Langford, City of	Sidewalks Project 2	Local Roads, Bridges	\$ 91,343.94
Langford, City of	Athletic Facility - CCW - purchase	Sport Infrastructure	\$ 1,163,029.00
Langley, City of	Rehab/upgrade utilities and road 200 Street btwn Nicomekl bridge and Production Way	Local Roads, Bridges	\$ 245,125.00
Langley, Township of	208 St and 40 Ave; Intersection Improvement	Local Roads, Bridges	\$ 10,559.29
Langley, Township of	56 Ave and 248 St; Intersection Improvement	Local Roads, Bridges	\$ 13,538.62
Lillooet, District of	Water Project Phase 2 Seton River Intake and Water Filtration Plant	Drinking Water	\$ 2,871,012.52
Logan Lake, District of	Campground Road Upgrades	Local Roads, Bridges	\$ 16,845.14
Lumby, The Village of	Public Works Building Energy Efficiency Upgrades	Community Energy Systems	\$ 32,867.79
Lumby, The Village of	Lumby's Arena (Pat Duke Arena) Low-E Ceiling Installation	Community Energy Systems	\$ 6,647.16
Lumby, The Village of	Underground Sprinkler around the Spray Park	Recreational Infrastructure	\$ 5,935.57
Lumby, The Village of	Lumby Community Park Lift Station and Amenity Upgrade	Waste Water	\$ 31,994.78
Lytton, Village of	Sand Filtration Project	Drinking Water	\$ 123,619.57
Maple Ridge, City of	128 Ave Road and Drainage Improvements	Local Roads, Bridges	\$ 542,663.68
Merritt, City of	Nicola Lake Action Plan - Water Management Tool	Capacity Building - ICSP	\$ 25,000.00
Merritt, City of	Purchase of Composting Facility	Waste Water	\$ 300,000.00
Mission, District of	Asset Management Plan	Capacity Building - AM	\$ 88,263.96
Mission, District of	Storm Sewer Survey Assessment	Capacity Building - Infra Plan	\$ 18,376.63
Mission, District of	Pavement Management Program	Local Roads, Bridges	\$ 1,560,188.00
Mission, District of	Artificial Turf Field	Recreational Infrastructure	\$ 42,342.76
Mount Waddington, RD of	Coal Harbour Firehall Energy Upgrade	Community Energy Systems	\$ 40,643.00
Mount Waddington, RD of	Arena Heat Loop Project	Community Energy Systems	\$ 40,000.00
Mount Waddington, RD of	Hyde Creek Fire Hall Energy Upgrades	Community Energy Systems	\$ 6,154.64
Mount Waddington, RD of	HC Firehall Energy Upgrades	Community Energy Systems	\$ 1,127.91
Mount Waddington, RD of	Woss Water Monitoring Project 2015-04	Drinking Water	\$ 23,838.07
Mount Waddington, RD of	Coal Harbour Knotweed Elimination Project 2015-01	Drinking Water	\$ 6,000.00
Mount Waddington, RD of	Winter Harbour Recycling Centre	Solid Waste	\$ 106,797.22
Mount Waddington, RD of	Woss & Sointula Recycling Depot Upgrades 2015-08	Solid Waste	\$ 17,994.95
Mount Waddington, RD of	Quatsino Recycling Upgrade	Solid Waste	\$ 854.09
Mount Waddington, RD of	Woss and MI Transfer Stn Equipment	Solid Waste	\$ 2,188.00
Mount Waddington, RD of	MI Free Bike Program 2014-02	Sport Infrastructure	\$ 3,612.89
Mount Waddington, RD of	Arena Scoreboard 2015-02	Sport Infrastructure	\$ 4,350.00
Mount Waddington, RD of	Woss Pool Lighting and Heating	Sport Infrastructure	\$ 10,244.00
Mount Waddington, RD of	Sointula Lift Station Installation	Waste Water	\$ 585.69
Mount Waddington, RD of	Coal Harbour & Sointula Lift Station Upgrades	Waste Water	\$ 23,420.36
Nakusp, Village of	Hot Springs & Chalet Roof Replacement	Recreational Infrastructure	\$ 116,000.00
Nanaimo RD	Community Sustainability Outreach Programs	Capacity Building - ICSP	\$ 16,585.81
Nanaimo RD	Gabriola Island Recycling Organization Recycling Drop-Off Centre	Capacity Building - ICSP	\$ 75,000.00

Updated as of 1/3/2017

2015 Gas Tax Project List
Projects as Reported by Ultimate Recipients Between January 1, 2015 -December 31, 2015

Ultimate Recipient (Local Government)	Project Title	Investment Category	2015 Gas Tax Funds Reported
Nanaimo RD	Rural Village Centre Sewer Servicing Plan	Capacity Building - Infra Plan	\$ 119,986.96
Nanaimo RD	Nanoose Bay Water Quality/Quantity Monitoring Program	Capacity Building - Infra Plan	\$ 119,617.43
Nanaimo RD	Alternative to BC Building code for Green Buildings/Best Practices	Capacity Building - Infra Plan	\$ 14,930.27
Nanaimo RD	Gabriola Commons Solar Array	Community Energy Systems	\$ 10,477.00
Nanaimo RD	Whiskey Creek Well Development	Drinking Water	\$ 1,110.95
Nanaimo RD	Westurne Heights Water System	Drinking Water	\$ 7,323.96
Nanaimo RD	Traffic Calming Initiatives	Local Roads, Bridges	\$ 13,440.00
Nanaimo RD	Gabriola Island Community Bus	Public Transit	\$ 13,021.54
Nanaimo RD	Regional Trail System - RDN Rail Trail	Recreational Infrastructure	\$ 143,381.55
Nanaimo RD	Gabriola Village Trail	Recreational Infrastructure	\$ 37,699.66
Nanaimo RD	Morden Colliery Bridge & Trail Design	Recreational Infrastructure	\$ 5,500.00
Nanaimo RD	Extension Miners Bridge	Recreational Infrastructure	\$ 9,158.06
Nanaimo RD	Meadowood Community Recreation Centre	Recreational Infrastructure	\$ 74,570.96
Nanaimo RD	Cranswick Road Trail	Recreational Infrastructure	\$ 5,725.00
Nanaimo RD	Claudet Community Park Trail	Recreational Infrastructure	\$ 76,877.52
Nanaimo RD	Arrowsmith Agricultural Association Wastewater Infrastructure	Recreational Infrastructure	\$ 15,000.50
Nanaimo RD	Meadow Drive Trail	Recreational Infrastructure	\$ 43,255.95
Nanaimo RD	Price Road Trail	Recreational Infrastructure	\$ 11,000.00
Nanaimo RD	Rollo McClay Community Park Recreation Infrastructure	Recreational Infrastructure	\$ 12,000.00
Nanaimo RD	Community Signage Program	Tourism Infrastructure	\$ 19,629.26
Nanaimo RD	Northern Community Wastewater Service Stage 3C Upgrade	Waste Water	\$ 181,067.08
Nanaimo, City of	City of Nanaimo Water Treatment Plant	Drinking Water	\$ 4,623,208.00
Nelson, City of	Water & Waste Water GHG Upgrades	Community Energy Systems	\$ 23,911.45
Nelson, City of	Silica Street Bridge Design	Local Roads, Bridges	\$ 56,148.28
Nelson, City of	Storm Sewer Upgrades	Waste Water	\$ 17,886.27
Nelson, City of	Hall Street Corridor Phase I - Roadworks & Servicing	Waste Water	\$ 840,000.00
New Denver, Village of	Reservoir Overflow/Drainage	Drinking Water	\$ 28,711.56
New Westminster, City of	St. Mary's Park Site Development	Recreational Infrastructure	\$ 242,113.16
North Cowichan, District of	Somenos Rd Widening	Local Roads, Bridges	\$ 442,918.81
North Cowichan, District of	Lane Rd Widening	Local Roads, Bridges	\$ 367,493.23
North Cowichan, District of	Sherman Rd Artificial Turf	Sport Infrastructure	\$ 836,943.08
North Cowichan, District of	Somenos Marsh Rainwater Management and Trail Project	Tourism Infrastructure	\$ 48,389.00
North Okanagan, RD of	White Valley Asset Management Software	Capacity Building - AM	\$ 8,864.43
North Okanagan, RD of	Electoral Area "F" Official Community Plan Review	Capacity Building - ICSP	\$ 42,560.08
North Okanagan, RD of	Regional Context Statement	Capacity Building - ICSP	\$ 155,982.00
North Okanagan, RD of	OK Collaborative Conservation	Capacity Building - ICSP	\$ 11,523.75
North Okanagan, RD of	Cherryville Water Quality Master Plan	Capacity Building - ICSP	\$ 5,304.67
North Okanagan, RD of	Mid Shuswap and Bessette WQM	Capacity Building - ICSP	\$ 10,685.51
North Okanagan, RD of	Swan Lake Water Quality Assessment	Capacity Building - Infra Plan	\$ 31,706.42
North Okanagan, RD of	Cherry Creek Watershed Study	Capacity Building - Infra Plan	\$ 20,123.39
North Okanagan, RD of	Cherryville Community Club - Window Replacement	Community Energy Systems	\$ 233.70
North Okanagan, RD of	Search and Rescue - Lighting Upgrade	Community Energy Systems	\$ 7,420.22
North Okanagan, RD of	Shuswap River Watershed Sustainability Plan	Drinking Water	\$ 34,275.50
North Okanagan, RD of	Mabel Lake Water Utility Water Quality Testing	Drinking Water	\$ 8,031.26
North Okanagan, RD of	Mara Community Hall Water Treatment System Upgrade	Drinking Water	\$ 1,661.78
North Okanagan, RD of	Cosens Bay Water Quality Management Year 2	Drinking Water	\$ 4,631.38
North Okanagan, RD of	Gunter-Ellison Water Meters	Drinking Water	\$ 4,290.88
North Okanagan, RD of	Riverside Community Club Water Treatment	Drinking Water	\$ 6,648.78
North Okanagan, RD of	Grindrod Water Utility Improvements	Drinking Water	\$ 8,000.00

Updated as of 1/3/2017

2015 Gas Tax Project List
Projects as Reported by Ultimate Recipients Between January 1, 2015 -December 31, 2015

Ultimate Recipient (Local Government)	Project Title	Investment Category	2015 Gas Tax Funds Reported
North Okanagan, RD of	Whitevale Water Utility Improvements	Drinking Water	\$ 8,689.55
North Okanagan, RD of	Grindrod Water- Install Sampling Stations	Drinking Water	\$ 9,592.43
North Okanagan, RD of	Multi-use Path Okanagan College to Crystal Waters Road	Local Roads, Bridges	\$ 53,106.23
North Okanagan, RD of	Grandview Recreation Upgrades	Recreational Infrastructure	\$ 1,151.22
North Okanagan, RD of	Grindrod Park Playground Equipment	Recreational Infrastructure	\$ 8,367.90
North Okanagan, RD of	Greater Vernon Recycling and Disposal Facility (GVRDF) Landfill Gas Control System	Solid Waste	\$ 233,189.55
North Okanagan, RD of	Pottery Road RDF Cap	Solid Waste	\$ 760,707.00
North Okanagan, RD of	White Valley Arena Ceiling	Sport Infrastructure	\$ 9,929.31
North Okanagan, RD of	Enderby Arena Chiller Replacement	Sport Infrastructure	\$ 77,165.68
North Okanagan, RD of	Lumby & District Tourism	Tourism Infrastructure	\$ 8,000.00
North Okanagan, RD of	North Okanagan Wastewater Recovery Feasibility Study	Waste Water	\$ 3,600.00
North Saanich, District of	Phase 2	Local Roads, Bridges	\$ 271,421.07
North Vancouver, City of	Pavement Management: Streets and Lanes	Local Roads, Bridges	\$ 381,683.04
North Vancouver, District of	North Vancouver Community Energy	Community Energy Systems	\$ 31,320.00
North Vancouver, District of	Road Rehabilitation - Fromme Road	Local Roads, Bridges	\$ 294,049.61
North Vancouver, District of	Road Rehabilitation - Coleman Street	Local Roads, Bridges	\$ 3,049.60
North Vancouver, District of	Road Rehabilitation - 29th Street	Local Roads, Bridges	\$ 294,049.61
Northern Rockies Regional Municipality	Heat Recovery System - Arena	Community Energy Systems	\$ 278,429.80
Oak Bay, District of	Bowker Creek Restoration Project at Oak Bay High School	Drinking Water	\$ 718,365.72
Okanagan-Similkameen, RD of	Similkameen Watershed Water Quantity/Quality Sustainability Plan	Capacity Building - ICSP	\$ 122,276.66
Okanagan-Similkameen, RD of	Electoral Area 'D-1' Community Plan - Infrastructure and Groundwater Cap Study	Capacity Building - Infra Plan	\$ 22,526.46
Okanagan-Similkameen, RD of	Olalla Water System Upgrades	Drinking Water	\$ 42,978.88
Okanagan-Similkameen, RD of	Fairview Heights Irrigation District - Well Installation	Drinking Water	\$ 116,532.11
Okanagan-Similkameen, RD of	Osoyoos Lake Park Connector Trail	Local Roads, Bridges	\$ 3,146.88
Okanagan-Similkameen, RD of	Lakehill Pathway	Local Roads, Bridges	\$ 271,751.00
Okanagan-Similkameen, RD of	Desert Park Recreation Complex Upgrades	Recreational Infrastructure	\$ 50,000.00
Okanagan-Similkameen, RD of	Gallagher Lake Sewer	Waste Water	\$ 262.50
Okanagan-Similkameen, RD of	Ok Falls Wetlands	Waste Water	\$ 11,203.90
Okanagan-Similkameen, RD of	Selby Park Washroom	Waste Water	\$ 10,000.00
Okanagan-Similkameen, RD of	Loose Bay Campground Washroom Facility	Waste Water	\$ 59,984.92
Oliver, Town of	Buchanan Road Water Supply Well Project	Drinking Water	\$ 172,516.02
Oliver, Town of	Haven Street Upgrade - Tilton to Okanagan	Local Roads, Bridges	\$ 58,027.11
Oliver, Town of	HWY 97 Resurfacing & Pedestrian bulb outs	Local Roads, Bridges	\$ 43,287.72
Osoyoos, Town of	74th Avenue Road Reconstruction	Local Roads, Bridges	\$ 151,143.10
Osoyoos, Town of	Transit Bus	Public Transit	\$ 8,700.00
Parksville, City of	LED Lighting on Temple St	Community Energy Systems	\$ 89,200.00
Parksville, City of	Bike lanes on Temple St.	Local Roads, Bridges	\$ 147,800.00
Parksville, City of	New Sidewalks on Temple St.	Local Roads, Bridges	\$ 158,100.00
Peace River RD	Kiskatinaw Watershed Research Project	Capacity Building - Infra Plan	\$ 40,000.00
Peace River RD	Charlie Lake Sewer Monitoring	Capacity Building - Infra Plan	\$ 4,821.43
Peace River RD	Landfill Gas Collection System	Solid Waste	\$ 147,000.00
Peace River RD	Charlie Lake Sewer Lagoon Upgrade	Waste Water	\$ 1,154,856.77
Peace River RD	Charlie Lake Domestic Sewage Receiving Facility	Waste Water	\$ 3,037,145.46
Peachland, District of	Regional Active Transportation Corridor: Beach Avenue to Todd Road	Local Roads, Bridges	\$ 6,207.70
Pemberton, Village of	Greenhouse Gas Reduction Plan	Capacity Building - ICSP	\$ 11,833.00
Pemberton, Village of	Pressure Reducing Valve - New Reservoir	Drinking Water	\$ 219,701.39
Penticton, City of	Industrial Avenue Reconstruction	Local Roads, Bridges	\$ 764,922.08
Penticton, City of	Waterfront Revitalization - Rotary Park Walkway	Local Roads, Bridges	\$ 443,304.08
Penticton, City of	Bike Network	Local Roads, Bridges	\$ 1,647.80
Penticton, City of	Waterfront Revitalization - Peach Plaza	Local Roads, Bridges	\$ 69,519.82

2015 Gas Tax Project List
Projects as Reported by Ultimate Recipients Between January 1, 2015 -December 31, 2015

Ultimate Recipient (Local Government)	Project Title	Investment Category	2015 Gas Tax Funds Reported
Penticton, City of	Pineview Road Sidewalk construction phase 2	Local Roads, Bridges	\$ 12,287.05
Penticton, City of	Sidewalks, Curbs & Gutters 2015	Local Roads, Bridges	\$ 531,958.08
Penticton, City of	Pavement Management Project 2015	Local Roads, Bridges	\$ 288,023.62
Penticton, City of	Traffic Calming Project 2015	Local Roads, Bridges	\$ 229,627.53
Penticton, City of	SS Sicamous - Rock Groyne Pier	Recreational Infrastructure	\$ 97,867.57
Penticton, City of	Community Centre - Multi Purpose Room Floors	Recreational Infrastructure	\$ 12,000.00
Penticton, City of	Community Centre - Pool Deck Security Gates	Recreational Infrastructure	\$ 9,567.00
Penticton, City of	Community Centre - Pool Tiles	Recreational Infrastructure	\$ 175,463.90
Penticton, City of	Community Centre - Gym Floors	Recreational Infrastructure	\$ 45,433.00
Penticton, City of	Waterfront Revitalization - North & South Green Park	Tourism Infrastructure	\$ 2,825.00
Port Alberni, City of	Glenwood Energy Audit Upgrades	Community Energy Systems	\$ 25,949.92
Port Alberni, City of	Echo Park Fieldhouse Boiler/Hot Water	Community Energy Systems	\$ 6,636.00
Port Alberni, City of	City Hall Window Coverings	Community Energy Systems	\$ 10,623.52
Port Alberni, City of	Fire Hall Retro Fit	Drinking Water	\$ 19,146.71
Port Alberni, City of	Roger Creek Water Park Water Controller	Drinking Water	\$ 10,000.00
Port Alberni, City of	Gertrude Vehicle Bridge	Local Roads, Bridges	\$ 67,681.02
Port Alberni, City of	Road Improvements Athol 3rd to 4th Ave	Local Roads, Bridges	\$ 587.42
Port Alberni, City of	Road Improvements Argyle St Kingsway to 1st	Local Roads, Bridges	\$ 90,082.78
Port Alberni, City of	Roger Creek Trail Development	Local Roads, Bridges	\$ 124,332.32
Port Alberni, City of	Coal Creek Outfall Phase 1	Waste Water	\$ 34,859.57
Port Alberni, City of	Waste Water Treatment System Improvements	Waste Water	\$ 876,227.00
Port Alberni, City of	Haslam Rd Tebo to Bishop	Waste Water	\$ 96,443.26
Port Alberni, City of	9th Ave China Cr to Montrose	Waste Water	\$ 47,500.00
Port Alberni, City of	Kingsway Outfall to Argyle	Waste Water	\$ 227,075.63
Port Clements, Village of	Biomass District Heating	Community Energy Systems	\$ 146,185.68
Port Edward, District of	Wolf Creek Road Upgrade	Local Roads, Bridges	\$ 72,990.80
Port Hardy, District of	Downtown Lighting Project	Community Energy Systems	\$ 22,000.00
Port Hardy, District of	Local Road Infrastructure	Local Roads, Bridges	\$ 72,054.45
Port Hardy, District of	Recreation Facilities Lighting	Recreational Infrastructure	\$ 22,771.52
Port Hardy, District of	Recreation Facilities Lighting	Recreational Infrastructure	\$ 8,800.00
Port Hardy, District of	Arena Hot Water Retrofit	Recreational Infrastructure	\$ 5,646.58
Port Moody, City of	North Shore Artificial Turf Field and Track	Sport Infrastructure	\$ 146,415.88
Pouce Coupe, Village of	Paving of 48th Ave	Local Roads, Bridges	\$ 37,523.00
Pouce Coupe, Village of	Paving of 52nd Street	Local Roads, Bridges	\$ 75,905.00
Pouce Coupe, Village of	Purchase of self tipping compatible curbside recycle bins	Solid Waste	\$ 40,981.00
Pouce Coupe, Village of	Purchase of recycle/garbage truck for Village use	Solid Waste	\$ 89,773.00
Pouce Coupe, Village of	Sewage lagoon upgrades	Waste Water	\$ 42,277.00
Powell River RD	Geotechnical Hazard Land Survey of Electoral Areas B & C	Capacity Building - ICSP	\$ 45,000.00
Powell River RD	Green Shores Climate Change Planning	Capacity Building - ICSP	\$ 5,000.00
Powell River RD	Myrtle Pond Water System Upgrades	Drinking Water	\$ 134,639.00
Powell River RD	Lund Waterworks Improvement District Water System Upgrades	Drinking Water	\$ 93,150.00
Powell River RD	Myrtle Pond Water System Upgrades	Drinking Water	\$ 41,725.00
Powell River RD	Development of a Bike Path on Padgett Road in Electoral Area B.	Local Roads, Bridges	\$ 223,742.00
Powell River RD	Tourism Powell River Signage Renewal	Tourism Infrastructure	\$ 50,000.00
Powell River, City of	Building Efficiency Audits	Capacity Building - AM	\$ 7,760.00
Powell River, City of	Habitat Survey	Capacity Building - ICSP	\$ 2,867.75
Powell River, City of	Quick Start Integrated Community Sustainability Plan (91005)	Capacity Building - ICSP	\$ 12,415.61
Powell River, City of	CEEP and CNAP Program Implementation	Capacity Building - ICSP	\$ 14,341.00
Powell River, City of	IT Smart tool	Capacity Building - ICSP	\$ 1,080.00
Powell River, City of	Pavement Rehabilitation Model (91009)	Capacity Building - ICSP	\$ 22,004.80
Powell River, City of	Energy Management Retrofit of Recreation Complex	Community Energy Systems	\$ 6,339.25

2015 Gas Tax Project List
Projects as Reported by Ultimate Recipients Between January 1, 2015 -December 31, 2015

Ultimate Recipient (Local Government)	Project Title	Investment Category	2015 Gas Tax Funds Reported
Powell River, City of	Electric Vehicle Charging Stations	Community Energy Systems	\$ 4,720.83
Powell River, City of	Boiler Replacements City Hall, Dwight Hall, Works	Community Energy Systems	\$ 1,280.00
Powell River, City of	Bike Lane Corridor - Duncan and Manson Avenues	Local Roads, Bridges	\$ 49,921.12
Powell River, City of	Bike Lanes	Local Roads, Bridges	\$ 60,686.45
Powell River, City of	2015 Pavement Management Program (92019)	Local Roads, Bridges	\$ 561,756.31
Powell River, City of	Pavement Management - Wharf Street	Local Roads, Bridges	\$ 16,299.07
Powell River, City of	Airport GPS Approach (92020)	Regional and Local Airports	\$ 18,713.07
Powell River, City of	Airport Runway Extension (92045)	Regional and Local Airports	\$ 30,780.00
Powell River, City of	East Hazard Beacon Battery Replacement	Regional and Local Airports	\$ 1,967.49
Powell River, City of	Tourism signage PH II(41990)	Tourism Infrastructure	\$ 50,000.00
Powell River, City of	Seawalk Habitat Shoreline improvements	Waste Water	\$ 15,010.00
Prince George, City of	Watershed Drainage Plan University Heights	Capacity Building - Infra Plan	\$ 6,033.33
Prince George, City of	2014 Civic Facilities Energy Improvements	Community Energy Systems	\$ 27,414.71
Prince George, City of	Aquatic Centre - Mechanical Retrofit	Community Energy Systems	\$ 136,729.49
Prince George, City of	2014 Civic Facilities Heat Systems Upgrade	Community Energy Systems	\$ 54,302.00
Prince George, City of	Coliseum Arena Light Replacement	Community Energy Systems	\$ 4,302.37
Prince George, City of	Library - Replace Makeup Air Furnaces	Cultural Infrastructure	\$ 5,648.45
Prince George, City of	Foreman Landslide - Road Realignment	Local Roads, Bridges	\$ 17,257.58
Prince George, City of	Road Rehabilitation of 53 Roads	Local Roads, Bridges	\$ 2,018,258.00
Prince George, City of	Sidewalk Rehabilitation	Local Roads, Bridges	\$ 402,821.59
Prince George, City of	CivFac Energy Improve 2015	Community Energy Systems	\$ 2,250.00
Prince George, City of	CivFac-Heat Systems Upgrade 2015	Community Energy Systems	\$ 19,395.00
Prince George, City of	CN Centre Lighting Upgrade	Recreational Infrastructure	\$ 238,601.05
Prince George, City of	CN Centre - Ice Plant Condenser	Recreational Infrastructure	\$ 5,000.00
Prince George, City of	Tennis/Ice Rink Lighting	Recreational Infrastructure	\$ 9,129.16
Prince George, City of	Duchess Park Irrigation	Recreational Infrastructure	\$ 150,143.80
Prince George, City of	New Trails / Paths 2015	Recreational Infrastructure	\$ 171,712.48
Prince Rupert, City of	Replace Boiler at Recreation Centre	Community Energy Systems	\$ 191,281.24
Prince Rupert, City of	Replace Boiler at RCMP Building	Community Energy Systems	\$ 43,190.25
Prince Rupert, City of	Replace Boiler at City Hall	Community Energy Systems	\$ 42,331.50
Prince Rupert, City of	Museum Furnace Upgrade	Community Energy Systems	\$ 18,579.34
Prince Rupert, City of	Soccer Building Lights Upgrade	Community Energy Systems	\$ 67,675.53
Prince Rupert, City of	Fraser Street Rehabilitation (Phase 1)	Local Roads, Bridges	\$ 1,292,706.60
Prince Rupert, City of	Landfill East Expansion and Leachate Conveyance Upgrade (Phase 2)	Solid Waste	\$ 944,034.20
Princeton, Town of	Spiral Weld Watermain Replacement	Drinking Water	\$ 163,581.19
Princeton, Town of	Road Rehabilitation of Bridge Street	Local Roads, Bridges	\$ 89,251.00
Princeton, Town of	Wastewater Treatment Plant Upgrades	Waste Water	\$ 55,985.73
Queen Charlotte, Village of	Queen Charlotte Community Park Trails	Local Roads, Bridges	\$ 288.93
Queen Charlotte, Village of	ByPass Trail	Recreational Infrastructure	\$ 92,656.84
Queen Charlotte, Village of	Haydn Turner Park	Recreational Infrastructure	\$ 19,717.26
Queen Charlotte, Village of	Boat Launch Upgrade Project	Recreational Infrastructure	\$ 120,000.00
Quesnel, City of	Capital Reinvestment Program Update	Capacity Building - AM	\$ 5,845.54
Quesnel, City of	Our Quesnel - Sustainability in Action	Capacity Building - ICSP	\$ 43,723.55
Radium Hot Springs, Village of	Pathway Upgrade - Canfor	Recreational Infrastructure	\$ 3,296.41
Radium Hot Springs, Village of	Pathway Upgrade - Peaks	Recreational Infrastructure	\$ 18,000.00
Revelstoke, City of	Climate Action Charter	Capacity Building - AM	\$ 11,340.00
Revelstoke, City of	Asset Management review for Contaminated Sites	Capacity Building - AM	\$ 5,670.00
Revelstoke, City of	Asset Management Plan	Capacity Building - AM	\$ 5,670.00
Revelstoke, City of	Community Sustainability	Capacity Building - Infra Plan	\$ 5,670.00

2015 Gas Tax Project List
Projects as Reported by Ultimate Recipients Between January 1, 2015 -December 31, 2015

Ultimate Recipient (Local Government)	Project Title	Investment Category	2015 Gas Tax Funds Reported
Revelstoke, City of	Storm Water Management	Capacity Building - Infra Plan	\$ 20,077.45
Revelstoke, City of	Water Conservation Plan	Capacity Building - Infra Plan	\$ 11,340.00
Revelstoke, City of	Solid Waste Reduction Plan	Capacity Building - Infra Plan	\$ 17,010.00
Revelstoke, City of	Public Works Building Energy Use Reduction	Community Energy Systems	\$ 7,000.00
Revelstoke, City of	Transit Buses	Public Transit	\$ 93,000.00
Revelstoke, City of	Ski Hill Shuttle Bus purchase	Public Transit	\$ 28,259.88
Saanich, District of	Road Upgrades Cook Street	Local Roads, Bridges	\$ 2,038,116.88
Saanich, District of	Road and Bridge Upgrade: Wilkinson Bridge Colquitz Trail	Local Roads, Bridges	\$ 40,438.31
Saanich, District of	Road Upgrades McKenzie (McGill to Finnerty)	Local Roads, Bridges	\$ 14,482.58
Saanich, District of	Road Upgrades Tillicum Road (Carey to Hwy 1)	Local Roads, Bridges	\$ 3,757,789.48
Salmo, Village of	Salmo Paving Project	Local Roads, Bridges	\$ 52,500.00
Salmon Arm, City of	Syme Bridge - Construction	Local Roads, Bridges	\$ 91,214.76
Salmon Arm, City of	Sidewalk Curb and Gutter - 20 St SE (10 Ave & Auto Rd)	Local Roads, Bridges	\$ 96,501.19
Sayward, Village of	Hiking Trails	Local Roads, Bridges	\$ 42,757.24
Sayward, Village of	Sayward Road Upgrade	Local Roads, Bridges	\$ 23,978.00
Sayward, Village of	Recreation Centre Roof Upgrade	Recreational Infrastructure	\$ 16,349.30
Sechelt, District of	Dolphin Ave Widening/Bike Lane/Sidewalk	Local Roads, Bridges	\$ 222,942.00
Sechelt, District of	Water Resource Centre	Waste Water	\$ 1,200,000.00
Sechelt, Indian Government	Sewer Flow Infiltration	Waste Water	\$ 11,874.52
Sicamous, District of	Infrastructure Master Plan	Capacity Building - Infra Plan	\$ 48,367.00
Sidney, Town of	Enhanced Pedestrian Sidewalk Linkage between Ferry Terminal and Bevan Ave.	Local Roads, Bridges	\$ 52,000.00
Silverton, Village of	Waterline Upgrades	Drinking water	\$ 22,079.00
Slocan, Village of	Micro-Hydro: Springer Creek	Community Energy Systems	\$ 16,192.00
Smithers, Town of	Central Park Building Upgrades	Cultural Infrastructure	\$ 28,300.00
Smithers, Town of	Library Building Upgrades	Cultural Infrastructure	\$ 5,251.36
Smithers, Town of	19th Ave St Paving	Local Roads, Bridges	\$ 184,836.72
Smithers, Town of	Ranger Park Building Roof Replacement	Recreational Infrastructure	\$ 33,692.16
Smithers, Town of	Residential Recycling Carts	Solid Waste	\$ 6,317.77
Smithers, Town of	New Arena Completion Items	Sport Infrastructure	\$ 3,794.12
Sooke, District of	Sooke Road Round-About	Local Roads, Bridges	\$ 1,838,712.28
Sooke, District of	Wadams Way Connector	Local Roads, Bridges	\$ 18,898.39
Spallumcheen, Township of	Community Development Plan	Capacity Building - Infra Plan	\$ 197,541.00
Spallumcheen, Township of	2015 Roads Upgrade	Local Roads, Bridges	\$ 100,000.00
Sparwood, District of	Sparwood Universal Water Metering	Drinking Water	\$ 12,784.68
Sparwood, District of	Hwy 3 & Hwy 43 Intersection	Highways	\$ 221,199.00
Squamish-Lillooet RD	Gold Bridge Solar Photovoltaic Energy Project	Community Energy Systems	\$ 64,354.04
Squamish-Lillooet RD	Haylmore Heritage Building Upgrade	Cultural Infrastructure	\$ 9,150.20
Squamish-Lillooet RD	Gold Bridge Well Upgrades	Drinking Water	\$ 31,464.20
Squamish-Lillooet RD	Lillooet Landfill Composting Facility	Solid Waste	\$ 5,234.46
Squamish, District of	Bike Network Plan	Capacity Building - Infra Plan	\$ 21,490.38
Squamish, District of	Integrated Flood Management Plan	Capacity Building - Infra Plan	\$ 169,511.96
Squamish, District of	Squamish Commuter Corridor Trail	Local Roads, Bridges	\$ 179,753.32
Squamish, District of	Cycling and Pedestrian Infrastructure Improvements	Local Roads, Bridges	\$ 178,589.88
Squamish, District of	Flap Gate Replacement Loggers Lane Culvert	Waste Water	\$ 30,000.00
Squamish, District of	Decommission Sewer Pump Stations	Waste Water	\$ 200,000.00
Stewart, District of	#2 Lift Station Replacement	Drinking Water	\$ 53,000.00
Strathcona RD	Black Creek/Oyster Bay Water System UB Disinfection for the Comox Valley RD	Drinking Water	\$ 112,486.98
Strathcona RD	Salmon Brewster Trail Development	Recreational Infrastructure	\$ 11,506.01
Strathcona RD	Quathiaski Cove Sewer System Expansion	Waste Water	\$ 51,842.50
Summerland, District of	Upgrade to the Raw Water Slidegates	Drinking Water	\$ 14,483.64
Sun Peaks Mountain Resort Municipality	Utilities Review	Capacity Building - AM	\$ 20,000.00

2015 Gas Tax Project List
Projects as Reported by Ultimate Recipients Between January 1, 2015 -December 31, 2015

Ultimate Recipient (Local Government)	Project Title	Investment Category	2015 Gas Tax Funds Reported
Sun Peaks Mountain Resort Municipality	Sustainable Community Plan	Capacity Building - ICSP	\$ 110,364.84
Sun Peaks Mountain Resort Municipality	Firehall Roof Upgrades	Community Energy Systems	\$ 16,198.57
Sun Peaks Mountain Resort Municipality	Street Light Upgrade	Community Energy Systems	\$ 3,250.00
Sun Peaks Mountain Resort Municipality	Road Upgrades	Local Roads, Bridges	\$ 14,696.08
Sunshine Coast RD	Marine Drive Bicycle/Walking Path Extension from Hopkins to Soames	Local Roads, Bridges	\$ 31,723.13
Sunshine Coast RD	Beach Avenue Walking Path - Roberts Creek Road to Cedar Grove Rd	Local Roads, Bridges	\$ 54,609.26
Sunshine Coast RD	Ruffum Road Surface and Intersection Improvements	Local Roads, Bridges	\$ 7,980.38
Sunshine Coast RD	Gower Point Road Bicycle/Walking Path - Secret Beach to Gibsons	Local Roads, Bridges	\$ 3,372.30
Sunshine Coast RD	Redroofs Road Bicycle/Walking Path - Hwy 101 to Mintie Rd	Local Roads, Bridges	\$ 12,711.21
Sunshine Coast RD	Hwy 101 Bicycle/Walking Path Barrier Fencing at Chaster Creek	Local Roads, Bridges	\$ 2,875.00
Sunshine Coast RD	Lower Road Bicycle/Walking Path Remaining Sections	Local Roads, Bridges	\$ 6,620.00
Sunshine Coast RD	Roberts Creek Village to Pier Bicycle/Walking Path	Local Roads, Bridges	\$ 8,981.96
Sunshine Coast RD	Beach Avenue Bicycle/Walking Path from Flume Road South	Local Roads, Bridges	\$ 1,500.00
Sunshine Coast RD	Egmont Road Bicycle/Walking Path	Local Roads, Bridges	\$ 5,392.60
Sunshine Coast RD	Garden Bay Road Bicycle/Walking Path	Local Roads, Bridges	\$ 6,792.50
Sunshine Coast RD	Marine Drive Bicycle/Walking Path - Phase 2	Local Roads, Bridges	\$ 39,902.22
Sunshine Coast RD	Lily Lake Area Bicycle/Walking Path	Local Roads, Bridges	\$ 62,273.72
Sunshine Coast RD	Highway 101 from Redroofs to Brooks Road	Local Roads, Bridges	\$ 38,133.37
Surrey, City of	Pioneer Greenway 14700 Block Winter Crescent	Local Roads, Bridges	\$ 3,757.50
Surrey, City of	Colebrook Park Forest Walking Loop Addition	Local Roads, Bridges	\$ 14,207.90
Tahsis, Village of	Well Water Project	Drinking Water	\$ 153,007.68
Taylor, District of	Golf Course Irrigation Line	Sport Infrastructure	\$ 106,822.53
Taylor, District of	Phase 1 Pine Ave Sewer Replacement project	Waste Water	\$ 108,483.78
Terrace, City of	ICSP: Innovations Fund bylaw review and update	Capacity Building - ICSP	\$ 80,750.00
Terrace, City of	Walsh Ave 4700 Blk Recon. water	Drinking Water	\$ 100,000.00
Terrace, City of	Walsh Ave 4700 Blk Recon.	Local Roads, Bridges	\$ 419,537.00
Thompson-Nicola RD	Nicola Lake Watershed Sustainability Management Plan	Capacity Building - ICSP	\$ 75,000.00
Thompson-Nicola RD	Black Pine Water Source Identification Project	Capacity Building - ICSP	\$ 11,129.15
Thompson-Nicola RD	Vavenby Community Hall Upgrades	Community Energy Systems	\$ 5,979.51
Thompson-Nicola RD	Westwold Legion Door and Insulation Upgrades	Community Energy Systems	\$ 29,300.45
Thompson-Nicola RD	Pritchard Fire Department Unit Heater Replacement	Community Energy Systems	\$ 3,090.00
Thompson-Nicola RD	Vavenby Community Water System Wet Well Upgrade- Pump, Valve and Service Replacement	Drinking Water	\$ 15,218.93
Thompson-Nicola RD	Lytton Legion Heating and Insulation Upgrade Project	Community Energy Systems	\$ 34,375.72
Thompson-Nicola RD	Heffley Creek Community Hall Upgrades	Community Energy Systems	\$ 37,137.90
Thompson-Nicola RD	Savona Community Water System Pre-engineering Design for New Reservoir	Drinking Water	\$ 15,000.00
Thompson-Nicola RD	Spences Bridge Community Water System Deer Lane Water Main Project	Drinking Water	\$ 16,333.42
Thompson-Nicola RD	Savona Community Water System Pump Upgrades	Drinking Water	\$ 12,472.50
Thompson-Nicola RD	Evergreen Community Water System Upgrade	Drinking Water	\$ 6,910.31
Thompson-Nicola RD	Barriere Fair Grounds Underground Sprinkler System Upgrade	Drinking Water	\$ 36,847.48
Thompson-Nicola RD	Pritchard Community Water System Distribution Line Extension	Drinking Water	\$ 100,000.00
Thompson-Nicola RD	Walhachin Community Water System Pumps Upgrade	Drinking Water	\$ 2,630.00
Thompson-Nicola RD	Pritchard Community Water System Lighting and Valve Upgrades	Drinking Water	\$ 30,000.00
Thompson-Nicola RD	Lower Nicola Waterworks District System Distribution Line Extension	Drinking Water	\$ 340,000.00
Thompson-Nicola RD	Savona Lakeshore Park Upgrade	Recreational Infrastructure	\$ 113,948.63
Thompson-Nicola RD	Walhachin Soldiers Memorial Hall Upgrades	Recreational Infrastructure	\$ 40,195.82
Thompson-Nicola RD	Pritchard Rodeo Grounds Grandstands	Recreational Infrastructure	\$ 27,398.93
Thompson-Nicola RD	Smith Pioneer Park Concession Building and Park Upgrades	Recreational Infrastructure	\$ 47,312.48
Thompson-Nicola RD	Fraser Basin Properties Society Handicap Ramp Upgrade	Recreational Infrastructure	\$ 16,086.19
Thompson-Nicola RD	Village of Chase Art Holding Arena Upgrades	Recreational Infrastructure	\$ 45,000.00
Thompson-Nicola RD	Birch Island Community Park Benches	Recreational Infrastructure	\$ 4,500.00
Thompson-Nicola RD	Heffley Creek and South Thompson Eco Depot Upgrades	Solid Waste	\$ 35,000.00

2015 Gas Tax Project List
Projects as Reported by Ultimate Recipients Between January 1, 2015 -December 31, 2015

Ultimate Recipient (Local Government)	Project Title	Investment Category	2015 Gas Tax Funds Reported
Thompson-Nicola RD	North Thompson Septage Management Project - GASP/Innovations Fund	Waste Water	\$ 1,288,445.90
Thompson-Nicola RD	Paul Lake Community Sewer System Upgrade	Waste Water	\$ 10,906.00
Thompson-Nicola RD	Pritchard Community Sewer System Collection Line Extension	Waste Water	\$ 68,983.11
Tofino, District of	Upgrade to Multi-use Path	Local Roads, Bridges	\$ 30,000.00
Tofino, District of	Transit Service Shuttle Upgrades	Public Transit	\$ 23,400.00
TransLink	Refurbish 114 Mk1 SkyTrain cars	Public Transit	\$ 2,817,269.25
TransLink	2013 HandyDart Vehicle Replacement	Public Transit	\$ 627,935.69
TransLink	Hamilton Transit Centre	Public Transit	\$ 29,893,091.73
TransLink	Smart Cards - Bus Equipment	Public Transit	\$ 5,027,812.71
TransLink	Expo Line Propulsion Power Upgrade	Public Transit	\$ 5,320,183.25
TransLink	2014 Conventional Bus Replacement	Public Transit	\$ 19,380,355.78
TransLink	2014 Community Shuttle Vehicle Replacement	Public Transit	\$ 2,884,744.83
TransLink	2014 HandyDart Vehicle Replacement	Public Transit	\$ 6,779,851.98
TransLink	Metrotown - Trolley Overhead Rectifier Replacement	Public Transit	\$ 47,641.25
TransLink	Surrey Transit Centre - CNG Facility Retrofit	Public Transit	\$ 65,120.00
TransLink	Automated Train Control Equipment Replacement	Public Transit	\$ 3,562.50
TransLink	2015 HandyDART Vehicles	Public Transit	\$ 2,913,223.45
TransLink	West Coast Express Rail Cars Buyout	Public Transit	\$ 14,058,103.57
Tumbler Ridge, District of	Asset	Capacity Building - AM	\$ 14,371.18
Tumbler Ridge, District of	Sewer Regulation	Capacity Building - ICSP	\$ 3,160.00
Tumbler Ridge, District of	Water Regulation	Capacity Building - ICSP	\$ 3,160.00
Tumbler Ridge, District of	Sustainability Plan	Capacity Building - ICSP	\$ 72,319.60
Tumbler Ridge, District of	Lagoon System Assessment	Capacity Building - Infra Plan	\$ 18,150.00
Tumbler Ridge, District of	Main Line Water Supply Assessment	Capacity Building - Infra Plan	\$ 2,090.00
Tumbler Ridge, District of	Landfill Improvements	Solid Waste	\$ 8,180.00
Tumbler Ridge, District of	Visitor Centre	Tourism Infrastructure	\$ 275,548.02
Tumbler Ridge, District of	Sanitary Tanks at Flatbed	Waste Water	\$ 25,562.30
Vancouver, City of	Sea Level Rise Adaptation Strategy	Capacity Building - Infra Plan	\$ 34,080.00
Vernon, City of	25 Street Cycle corridor	Local Roads, Bridges	\$ 201.24
Vernon, City of	25 Street (PV Rd - 46 Ave) Sidewalks	Local Roads, Bridges	\$ 4,323.65
Vernon, City of	School & Playground Signage	Local Roads, Bridges	\$ 11,017.84
Vernon, City of	33 Street Road & Utility Rehabilitation	Local Roads, Bridges	\$ 114,628.68
Vernon, City of	2016 Capital Road Design	Local Roads, Bridges	\$ 2,534.00
Vernon, City of	30 Ave & 37 Ave Railway Crossings	Local Roads, Bridges	\$ 100,158.20
Vernon, City of	Hwy 97 Cantilever Sidewalk Replacement	Local Roads, Bridges	\$ 69,938.84
Vernon, City of	24 Avenue New Sidewalk program	Local Roads, Bridges	\$ 435,957.19
Vernon, City of	Lakeview Park Crosswalk	Local Roads, Bridges	\$ 22,244.03
Vernon, City of	Lake Access Site - Delcliffe	Recreational Infrastructure	\$ 4,698.78
Vernon, City of	Cured-In-Place Pipe Storm & Sanitary Rehabilitation	Waste Water	\$ 201,796.48
Victoria, City of	Facility Condition Assessment	Capacity Building - AM	\$ 300,000.00
Victoria, City of	LED Street Light Replacement	Community Energy Systems	\$ 162,650.16
Victoria, City of	Johnson Street Bridge Project	Local Roads, Bridges	\$ 7,332,039.48
Victoria, City of	Craigflower Road/Skinner Street Bike Lanes Project	Local Roads, Bridges	\$ 129,610.61
Victoria, City of	Bicycle Master Plan Implementation	Local Roads, Bridges	\$ 361,317.72
Victoria, City of	Storm Drain Brick Main Assessment and Rehabilitation	Waste Water	\$ 179,758.52
Victoria, City of	Stormwater Treatment Unit - Public Works	Waste Water	\$ 26,417.70
View Royal, Town of	Watkiss Way at Burnside Road West Intersection Reconstruction (1900 Watkiss Way Dvlpmt)	Local Roads, Bridges	\$ 2,537.02
View Royal, Town of	Watkiss Way at Eagle Creek Frontage Works (1900 Watkiss Way Dvlpmt)	Local Roads, Bridges	\$ 1,400.35
View Royal, Town of	Watkiss Way East of Burnside Road West Lot C Works (1900 Watkiss Way Dvlpmt)	Local Roads, Bridges	\$ 238.75
Wells, District of	Lowhee Dike Improvements	Disaster Mitigation	\$ 18,827.00
West Kelowna, City of	Pavement Management Plan	Capacity Building - Infra Plan	\$ 44,962.00

2015 Gas Tax Project List
Projects as Reported by Ultimate Recipients Between January 1, 2015 -December 31, 2015

Ultimate Recipient (Local Government)	Project Title	Investment Category	2015 Gas Tax Funds Reported
West Kelowna, City of	2015 Sidewalks	Local Roads, Bridges	\$ 147,967.68
West Kelowna, City of	West Kelowna Rapid Transit Project	Public Transit	\$ 3,051,500.00
West Vancouver, District of	Lawson Foreshore Enhancement	Disaster Mitigation	\$ 127,913.00
West Vancouver, District of	Western Civic Site Pedestrian Safety / Connectivity & Parking Improvements	Recreational Infrastructure	\$ 129,457.27
Whistler, Resort Municipality of	Whistler Liquid Waste Management Plan Update	Capacity Building - Infra Plan	\$ 22,337.68
Whistler, Resort Municipality of	Cross Connection Control Program	Drinking Water	\$ 52,340.02
Whistler, Resort Municipality of	Debt Financing for Waste Transfer Station	Solid Waste	\$ 451,710.30
Williams Lake, City of	2015 Pavement Management Program - Renewal	Local Roads, Bridges	\$ 1,005,205.66
Zeballos, Village of	Community Hall Upgrade	Community Energy Systems	\$ 34,982.18

Updated as of 1/3/2017