

# UBCM

September, 2019

Jill Atkey | CEO, BCNPHA



## BCNPHA

BC Non-Profit Housing Association



# About the BC Non-Profit Housing Association

- Formed 25 years ago
- Provincial umbrella organization for the non-profit housing sector
- **800** non-profit housing providers in BC:
  - **65,000 homes**
  - **2,500 buildings**





## Our Services

- Research and advocacy
- Education and membership engagement
- Asset management services
- Events
  - RENT Events
  - Housing Central Conference (**Nov 17-19**)
- Partner programs, such as:
  - Insurance
  - Investments
  - Telecom





# The Canadian Rental Housing Index

The screenshot shows the homepage of the Canadian Rental Housing Index. The header includes the logo, bilingual title 'CANADIAN RENTAL HOUSING INDEX' and 'INDICE DU LOGEMENT LOCATIF CANADIEN', and navigation links for 'About', 'Partners', 'Additional Information', and 'Contact Us'. A language selector shows 'EN' and 'FR'. The left sidebar contains a menu with 'Home', 'Community Profile', 'Demographics' (marked 'New'), 'Rental Housing Data', and 'Rental Index'. The main content area has a 'Welcome to the Canadian Rental Housing Index' section with a description of the index as a comprehensive database of rental housing statistics. Below this, there are six featured sections: 'Demographics' (with a bar chart), 'Stories' (with a video thumbnail), 'Snapshot - Federal Electoral District' (with a bar chart), 'Community Profile' (with a bar chart), 'Rental Housing Data' (with a map of Canada), and 'Rental Index' (with a map of Canada). A 'Need help?' section on the left offers 'FAQ' and 'User Guide' links. The 'Explore Stories' section (marked 'New') encourages users to learn more about renters in their community.

Using data from the **2016 long-form census**, the Index examines rental housing affordability and overcrowding in **over 800 municipalities and regions** and **338 federal electoral districts** across Canada

Explore the Index at:

[www.rentalhousingindex.ca](http://www.rentalhousingindex.ca)

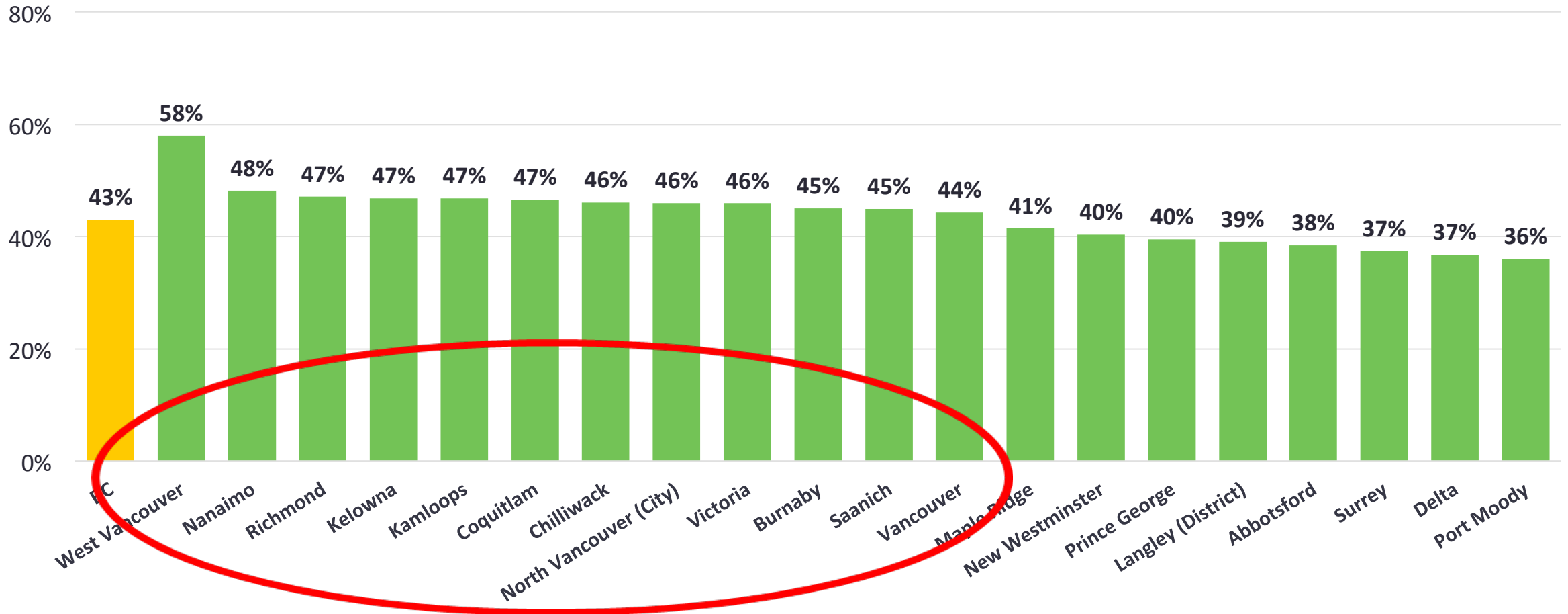






# Spending Over 30% in British Columbia

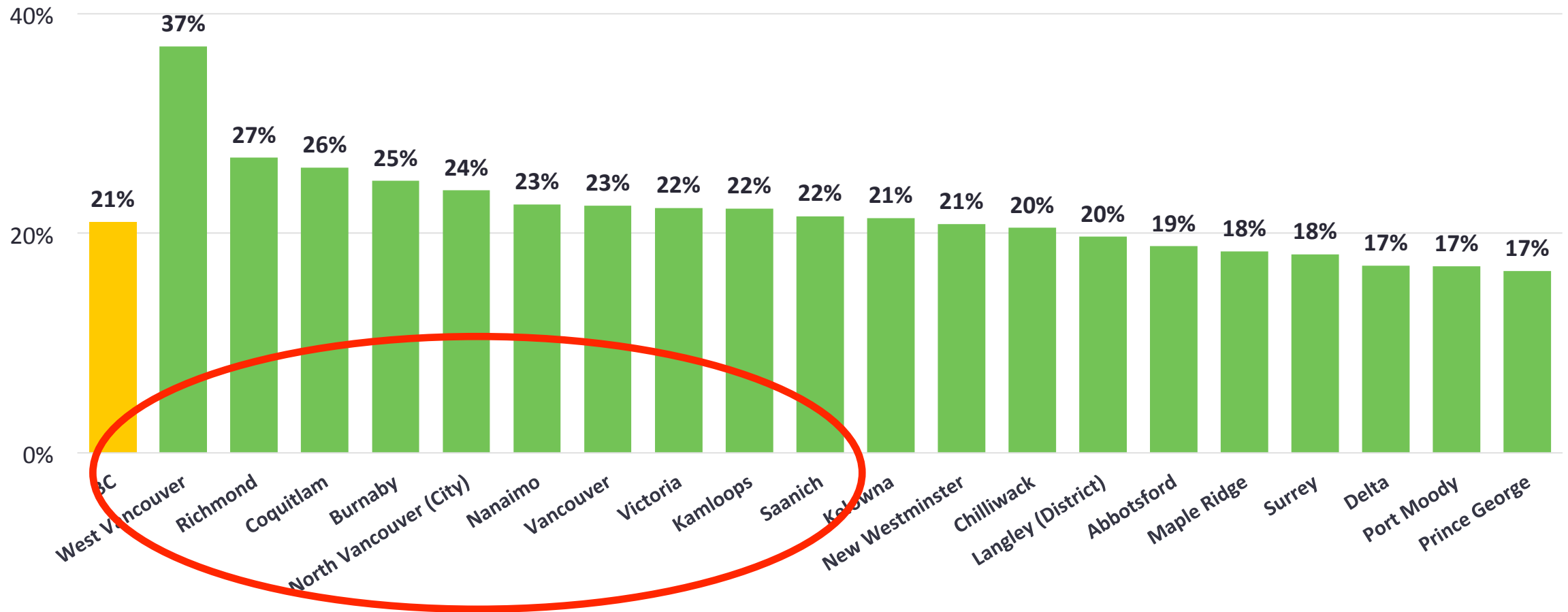
Proportion of Renter Households Spending Over 30% of Income on Shelter in BC, 2016





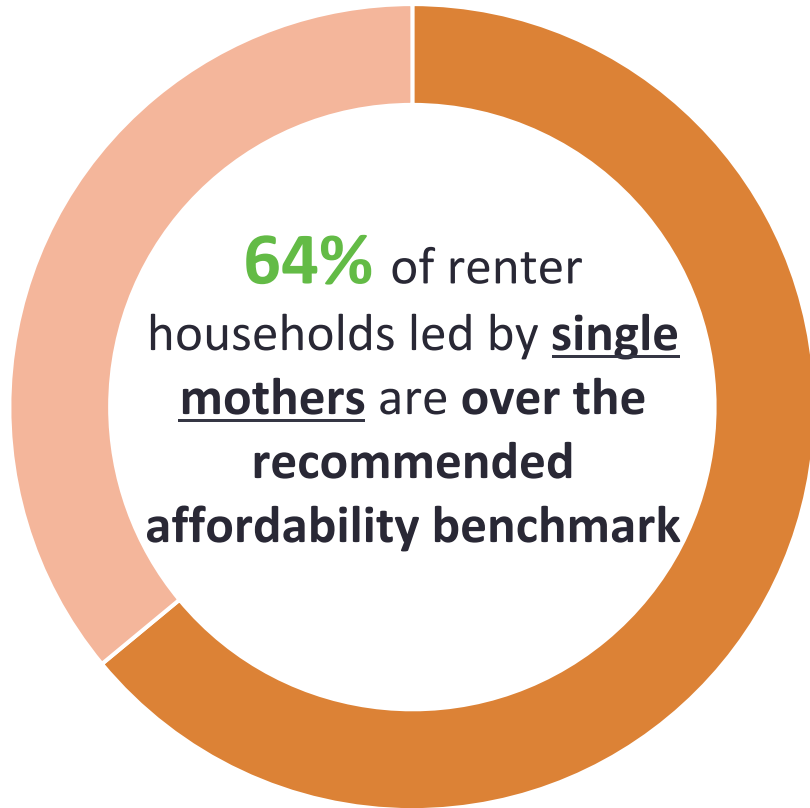
# Spending Over 50% in British Columbia

Proportion of Renter Households Spending Over 50% of Income on Shelter in BC, 2016

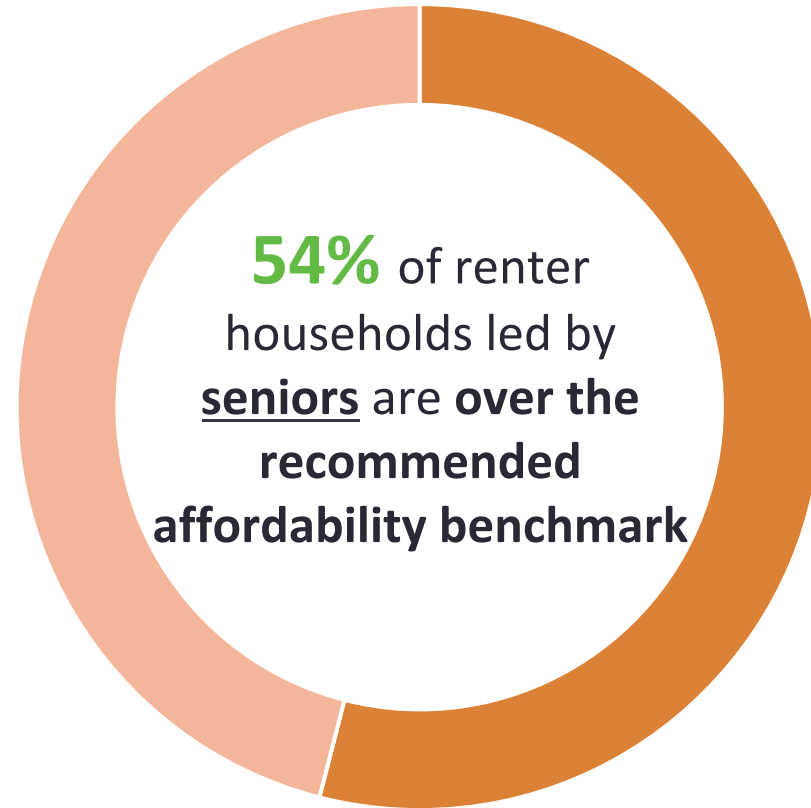




## Demographic Overview: British Columbia



**22,725** Renter Households led by Single Mothers are Overspending on Rent



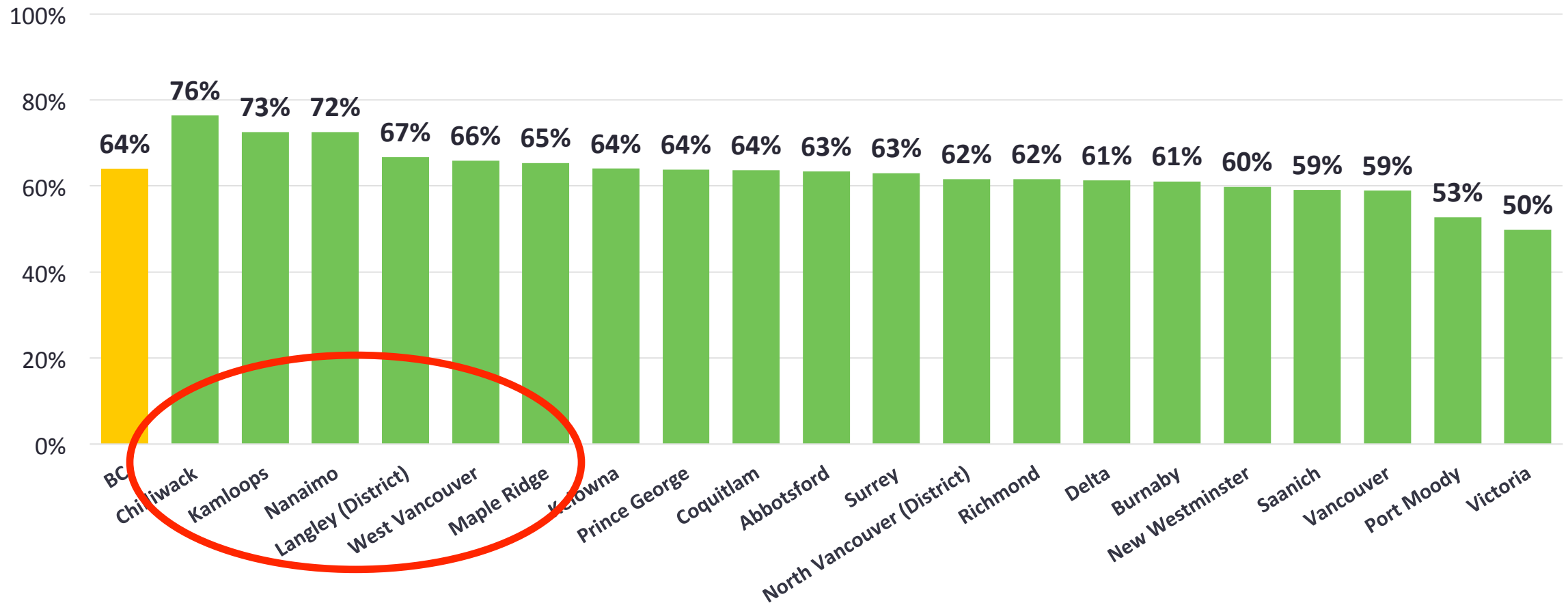
**51,429** Renter Households led by Seniors are Overspending on Rent





# Single Moms Spending Over 30%

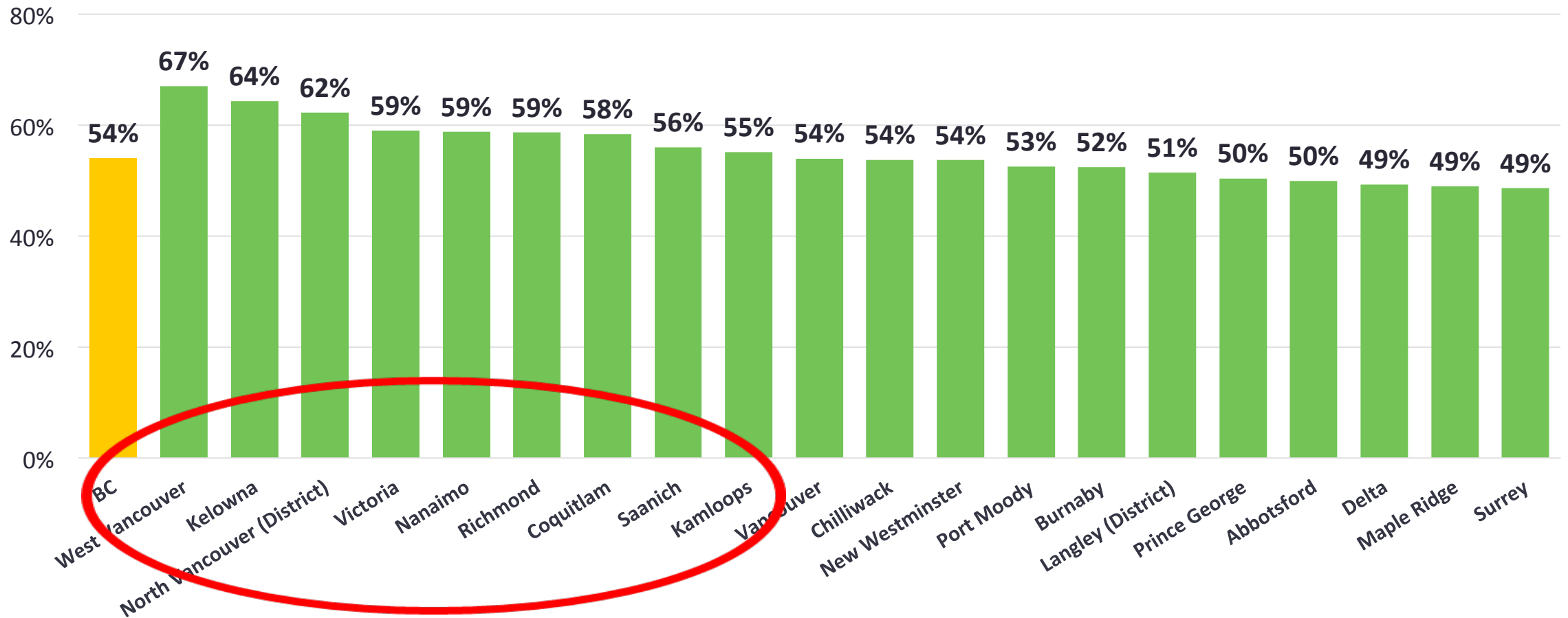
Proportion of Renter Households Led by Single Mothers Spending Over 30% of Income on Shelter in BC, 2016





# Seniors Spending Over 30%

Proportion of Renter Households Led by Seniors Spending Over 30% of Income on Shelter in BC, 2016

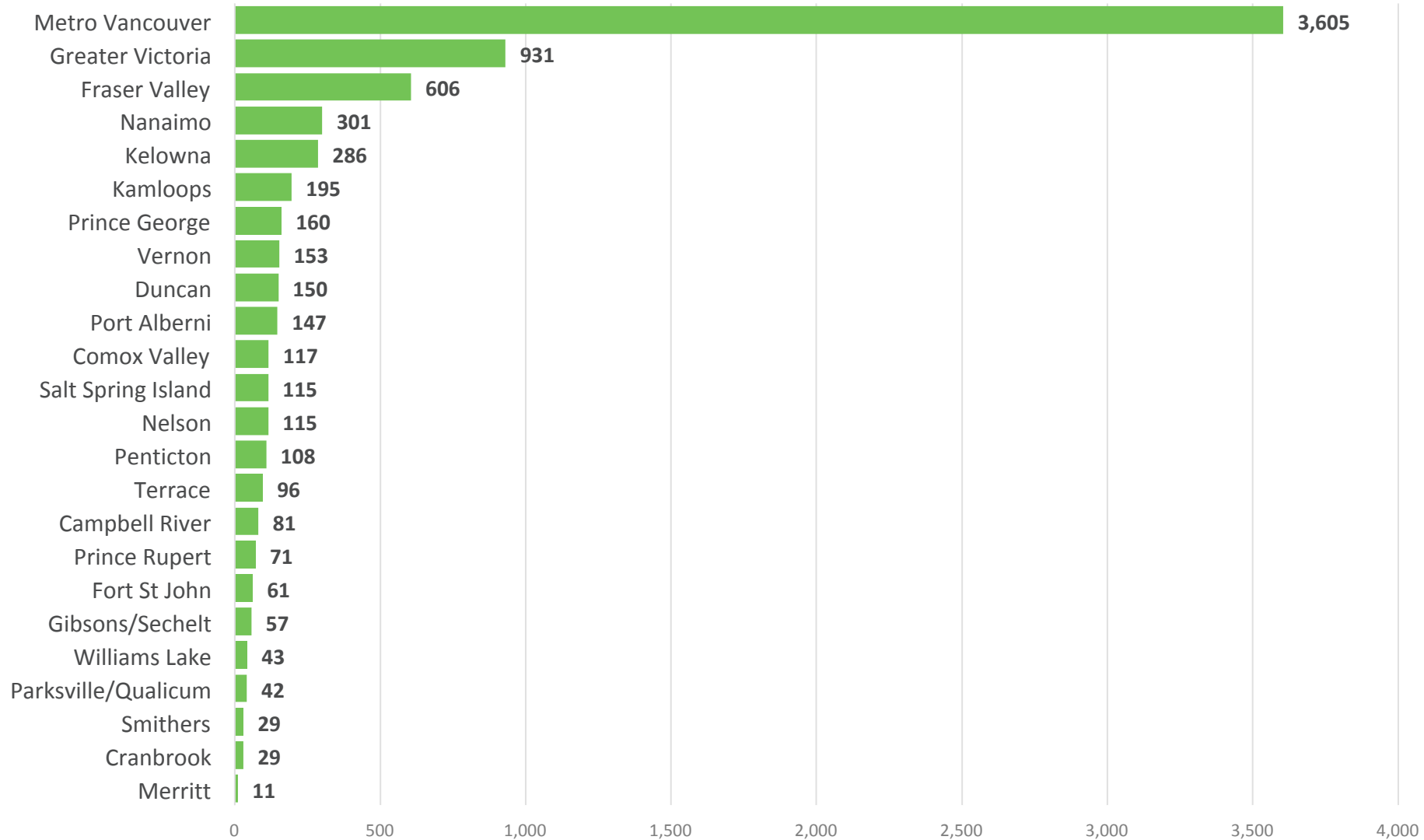






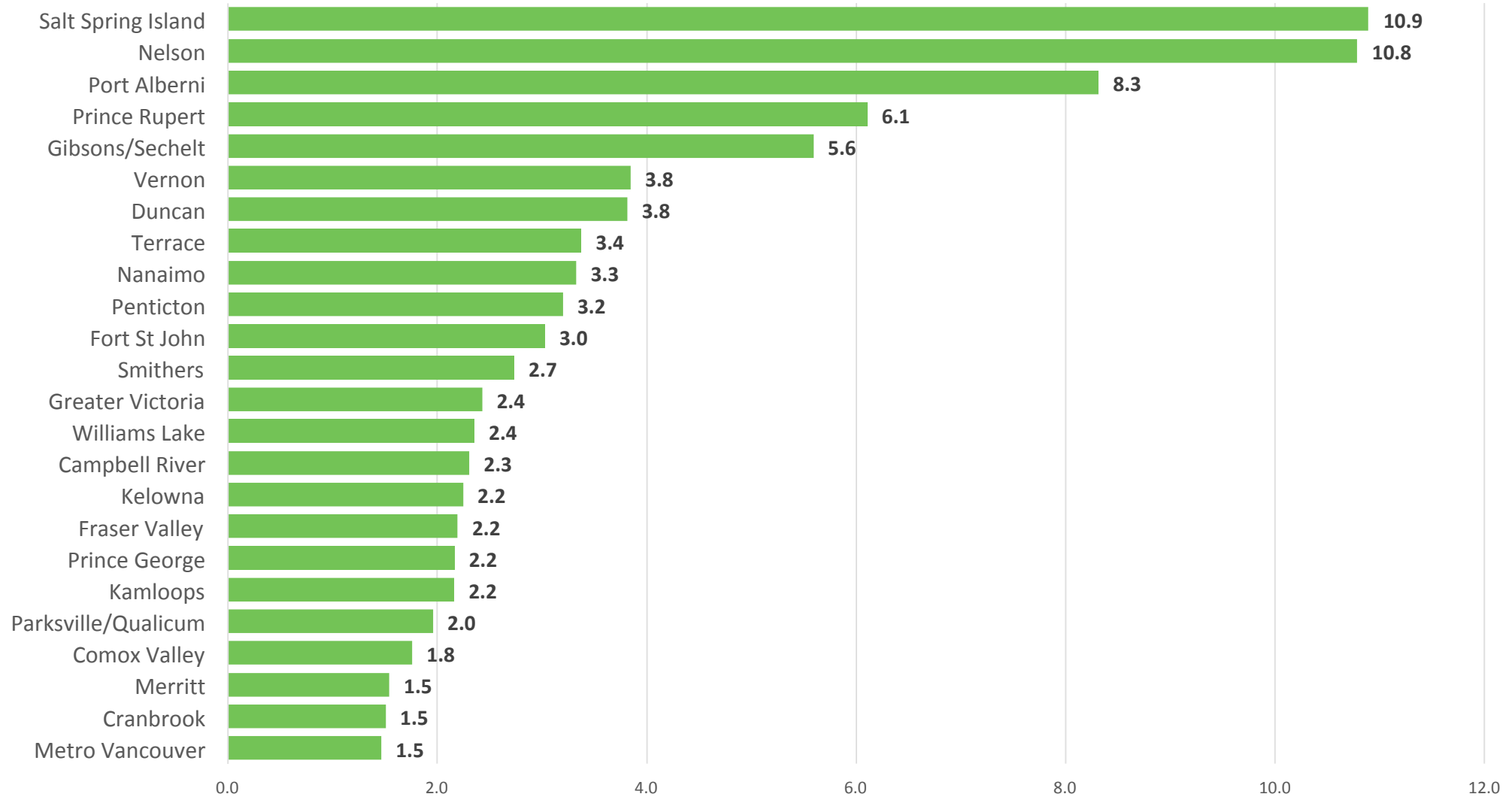


# Homelessness in BC (By the Numbers)





# Homelessness in BC (Per Capita)





## How did we get here?

Market:  
40 year  
hiatus  
on new  
rental

Federal:  
25 year  
hiatus on  
low &  
moderate  
income  
units

Short-  
term  
rentals

More  
demand  
for rental  
housing





## How do we get out of here?



80,000

units needed to fix backlog



A TOTAL OF

35,000

units of affordable rental  
are needed over the next  
10 years, of which:

11,500 will be for missing middle households

23,500 will be for core need households



## How many rental homes does my region need?

Metro  
Vancouver  
78,700

Capital  
10,000

Fraser  
Valley  
8,800

Central  
Okanagan  
3,800

Thomson  
Nicola  
1,700

Fraser-Fort  
George  
1,200



## Top 10: Jobs of Renters in BC (2011)



	Industry	No. of Renters
1	Restaurants and hospitality	78,495
2	Health care and social assistance	56,950
3	Retail trade	51,090
4	Construction	44,705
5	Professional, scientific and technical services	43,200
6	Educational services	33,420
7	Administrative and support, waste management and remediation services	30,755
8	Other services (except public administration)	29,105
9	Transportation and warehousing	26,930
10	Manufacturing	26,110






# More Homes, More Choices





## Take Action

BCNPHA's Rental Housing Index data demonstrates the **need for all levels of government, communities, and housing providers to work together** to ensure the timely delivery of a variety of housing options to address the diverse needs of Canadians







# BCNPHA

BC Non-Profit Housing Association

CANADIAN  
**RENTAL**  
HOUSING INDEX



INDICE DU  
LOGEMENT LOCATIF  
CANADIEN

[www.rentalhousingindex.ca](http://www.rentalhousingindex.ca)