



**UBCM Select Committee on Local Government Finance  
Area Association Plenary Workshop Questions  
“Let’s Talk Finance”; April/May, 2013**

**CONTACT INFORMATION**

Please note that providing your contact information is completely optional; it will help the Committee in the event it would like to discuss your responses in more depth, but your responses will still be provided to the Committee even if you choose to remain anonymous.

**Name:**

**Local Government:**

**Area Association:**

Did you attend the Committee’s workshop at an area association conference?

Yes

No

**BACKGROUND TO THE SELECT COMMITTEE AND THIS QUESTIONNAIRE**

UBCM has established a Select Committee on Local Government Finance to consider issues related to local government finance and report on these to the UBCM Executive in July 2013. The Committee is considering whether local governments have the right revenue tools for the services they now deliver, or whether changes are indicated.

As part of their work, it is important that the Committee hears from the members about their key financial issues. The Committee is holding a workshop at each of the Area Associations, focussed on these questions. Time constraints during the workshops may prevent a discussion of all of the feedback of participants, so the Committee is providing these questions in a survey form as well.

If you wish to complete the survey during the workshop, a Committee member will collect it immediately following the workshop.

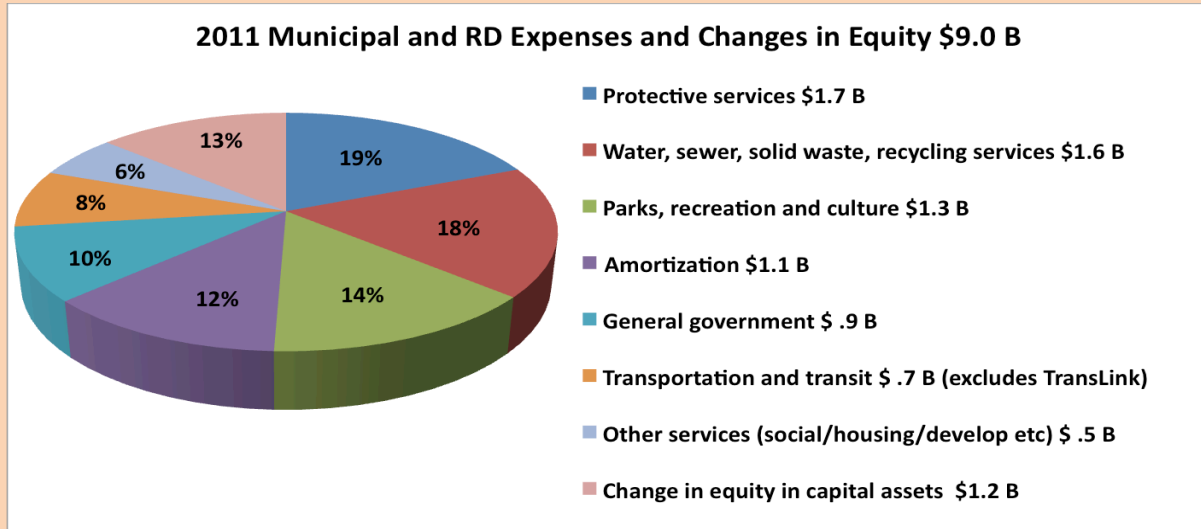
If you have not attended a workshop, or wish to complete the survey after the workshop, it may be provided to the Committee, by mail to:

Brenda Gibson  
General Manager, Victoria Operations, UBCM  
525 Government Street, Victoria, BC, V8V 0A8

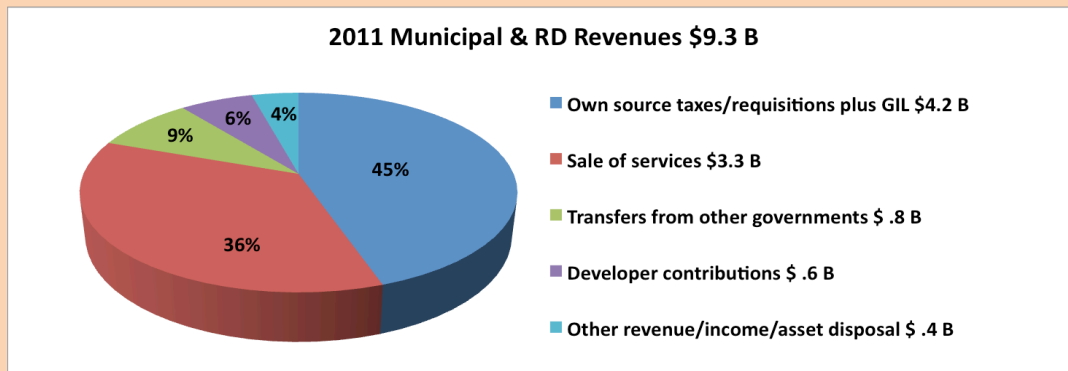
Or via email to: [bgibson@ubcm.ca](mailto:bgibson@ubcm.ca)

## LOCAL GOVERNMENT EXPENDITURES, REVENUES AND TRENDS

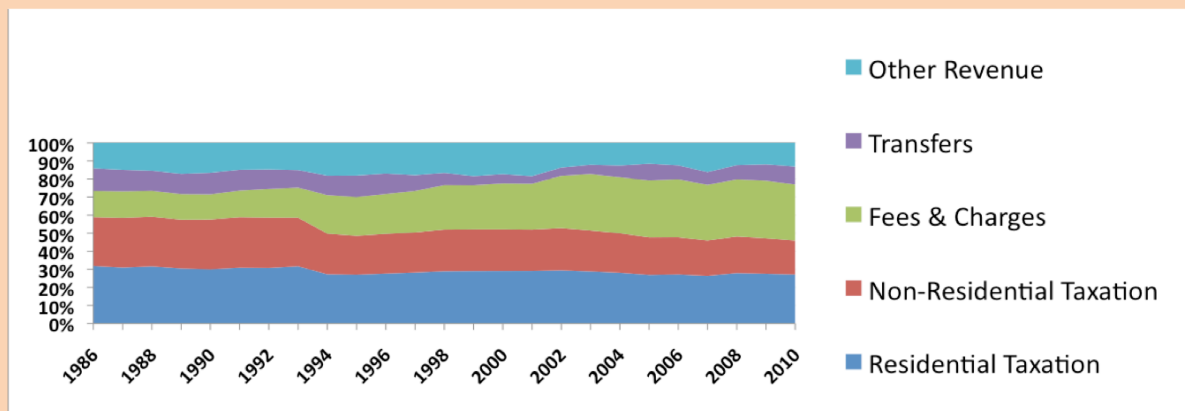
Local governments spend \$9 billion annually (including both operating and capital).



To pay for these services local governments raise \$9.3 billion in taxes, fees and transfers.



The trend in municipal revenues over the past 25 years shows a steady proportion of total revenues being raised from residential property taxes, a declining proportion from non-residential property taxes and transfers, and an increasing proportion from charges.



<b>WORKSHOP QUESTION # 1:</b>		
<b>What are the most important financial issues facing your local government? (Indicate your top three in rank order)</b>		
		<b>RANK</b>
(a)	Infrastructure upgrades needed over the next 10-20 years	
(b)	Rising operating costs for things like protective services	
(c)	Dependency on a large taxpayer (like an industrial operation)	
(d)	Increasing servicing and service levels demanded by residents	
(e)	Downloading from province or federal government (Please identify what is being downloaded_____)	
(f)	A stagnant economy and businesses worried about their survival	
(g)	Inability to increase residential taxation	
(h)	Not making enough headway on the infrastructure deficit	
(i)	Rapid development and not enough revenue to support it	
(j)	Service needs don't match local government boundaries, and difficulties getting inter-municipal, First Nations or regional servicing agreements	
(k)	Other: Please specify	

<b>WORKSHOP QUESTION # 2</b>		
<b>Which of the following statements would best characterize the central financial issue facing your local government? (Select the box corresponding to that statement)</b>		
<input type="checkbox"/>	(a)	There is only one taxpayer who is paying enough. We need stronger tools to control spending and fewer senior government regulatory requirements that push costs up.
<input type="checkbox"/>	(b)	Local governments provide good value for money service but are too reliant on the property tax. We need additional revenue from other sources. The best source would be _____.
<input type="checkbox"/>	(c)	There is sufficient revenue to pay for everyday services but we need a broader range of revenues to distribute costs more fairly.
<input type="checkbox"/>	(d)	There is sufficient revenue to pay for everyday services but not for infrastructure improvements required to meet ever growing regulatory requirements.
<input type="checkbox"/>	(e)	Our local government faces unique challenges and we need some unique solutions. Please describe:
<input type="checkbox"/>	(f)	Other. Please describe:

**WORKSHOP QUESTION #3**

**What objectives should the Committee work to achieve? (Please indicate your top three choices in rank order)**

		<b>RANK</b>
(a)	Additional grant programs	
(b)	Additional taxation authority	
(c)	Enhancements to existing local revenue sources (e.g., improvements to property tax)	
(d)	Sharing of innovative approaches to things like expenditure management or tax rate setting/ tax policy	
(e)	Revenue sharing (i.e., providing local governments with a share of provincial revenues)	
(f)	Other. Please describe:	

**WORKSHOP QUESTION #4**

**How can the work of the Committee be most helpful to you and your community?**

**Thank you for your participation; we appreciate your feedback.**  
*UBCM Select Committee on Local Government Finance*